



**COMPETITION SCHEDULE**

Date	Time	Event
SAT 11 FEB	15:30	Men's 5000 m
SUN 12 FEB	16:30	Ladies' 3000 m
MON 13 FEB	15:30	Men's 500 m Race 1
MON 13 FEB	17:55	Men's 500 m Race 2
TUE 14 FEB	16:00	Ladies' 500 m Race 1
TUE 14 FEB	17:59	Ladies' 500 m Race 2
WED 15 FEB	17:00	Ladies' Team Pursuit Preliminaries
WED 15 FEB	17:41	Men's Team Pursuit Preliminaries
WED 15 FEB	18:26	Ladies' Team Pursuit Quarterfinals
WED 15 FEB	19:07	Men's Team Pursuit Quarterfinals
THU 16 FEB	17:00	Ladies' Team Pursuit Semifinals
THU 16 FEB	17:12	Men's Team Pursuit Semifinals
THU 16 FEB	17:46	Ladies' Team Pursuit Final D CHN vs NOR
THU 16 FEB	17:52	Ladies' Team Pursuit Final C NED vs USA
THU 16 FEB	17:58	Men's Team Pursuit Final D GER vs JPN
THU 16 FEB	18:05	Men's Team Pursuit Final C USA vs RUS
THU 16 FEB	18:32	Ladies' Team Pursuit Final B RUS vs JPN
THU 16 FEB	18:38	Ladies' Team Pursuit Final A CAN vs GER
THU 16 FEB	18:48	Men's Team Pursuit Final B NED vs NOR
THU 16 FEB	18:55	Men's Team Pursuit Final A CAN vs ITA
SAT 18 FEB	17:00	Men's 1000 m
SUN 19 FEB	17:00	Ladies' 1000 m
TUE 21 FEB	16:00	Men's 1500 m



## COMPETITION SCHEDULE

Date	Time	Event
WED 22 FEB	17:00	Ladies' 1500 m
FRI 24 FEB	15:00	Men's 10000 m
SAT 25 FEB	16:30	Ladies' 5000 m



ENTRY LIST BY NOC

NOC	Name	Gender	Date of Birth	Height (m/ft in)	Weight (kg/lbs)
AUT - Austria					
	ROKITA Anna Natalia	L	30 JAN 1986	1.73/5'8"	60/132
BEL - Belgium					
	VELDKAMP Bart	M	22 NOV 1967	1.80/5'11"	82/181
BLR - Belarus					
	RADKEVICH Svetlana	L	9 OCT 1979	1.65/5'5"	58/128
CAN - Canada					
	DANKERS Arne	M	1 JUN 1980	1.88/6'2"	82/181
	ELM Steven	M	12 AUG 1975	1.85/6'1"	81/179
	IRELAND Michael	M	3 JAN 1974	1.80/5'11"	79/174
	LABRIE Vincent	M	14 FEB 1983	1.83/6'0"	86/190
	MIRON Brock	M	9 JUL 1980	1.78/5'10"	80/176
	MORRISON Denny	M	8 SEP 1985	1.83/6'0"	81/179
	PARKER Jason	M	13 MAY 1975	1.85/6'1"	81/179
	ROBERGE Francois Olivier	M	15 SEP 1985	1.85/6'1"	86/190
	WARSYLEWICZ Justin	M	19 OCT 1985	1.75/5'9"	73/161
	WOTHERSPOON Jeremy	M	26 OCT 1976	1.90/6'3"	85/187
	GROVES Kristina	L	4 DEC 1976	1.75/5'9"	66/146
	HUGHES Clara	L	27 SEP 1972	1.75/5'9"	71/157
	KLASSEN Cindy	L	12 AUG 1979	1.73/5'8"	71/157
	MYERS Krisy	L	9 AUG 1978	1.75/5'9"	69/152
	NESBITT Christine	L	17 MAY 1985		
	REMPEL Shannon	L	26 NOV 1984	1.73/5'8"	70/154
	SCHUSSLER Brittany	L	21 APR 1985	1.65/5'5"	64/141
	SIMPSON Kerry	L	6 NOV 1981	1.70/5'7"	73/161
	WEGER Kim	L	8 APR 1980	1.60/5'3"	57/126



ENTRY LIST BY NOC

NOC	Name	Gender	Date of Birth	Height (m/ft in)	Weight (kg/lbs)
CHN - China					
	AN Weijiang	M	27 AUG 1983	1.78/5'10"	78/172
	GAO Xuefeng	M	22 MAR 1980	1.83/6'0"	80/176
	LI Changyu	M	19 JUL 1983	1.80/5'11"	85/187
	LI Yu	M	16 MAR 1976	1.75/5'9"	75/165
	LU Zhuo	M	18 NOV 1980	1.83/6'0"	80/176
	YU Fengtong	M	15 DEC 1984	1.70/5'7"	75/165
	ZHANG Zhongqi	M	2 NOV 1982	1.80/5'11"	80/176
	JI Jia	L	22 JAN 1985	1.68/5'6"	68/150
	REN Hui	L	11 AUG 1983	1.80/5'11"	80/176
	WANG Beixing	L	10 MAR 1985	1.73/5'8"	70/154
	WANG Fei	L	20 FEB 1982	1.70/5'7"	75/165
	WANG Manli	L	7 MAR 1973	1.68/5'6"	67/148
	XING Aihua	L	4 FEB 1978	1.70/5'7"	70/154
	ZHANG Shuang	L	10 SEP 1986	1.68/5'6"	70/154
	ZHANG Xiaolei	L	12 JAN 1983	1.65/5'5"	64/141
CZE - Czech Republic					
	SABLIKOVA Martina	L	27 MAY 1987	1.70/5'7"	55/121
FIN - Finland					
	HANNINEN Janne	M	16 AUG 1975	1.78/5'10"	83/183
	KOSKELA Pekka	M	29 NOV 1982	1.88/6'2"	88/194
	POUTALA Mika	M	20 JUN 1983	1.78/5'10"	79/174
	ROSENDAHL Risto	M	23 NOV 1979	1.88/6'2"	88/194



ENTRY LIST BY NOC

NOC	Name	Gender	Date of Birth	Height (m/ft in)	Weight (kg/lbs)
GER - Germany					
	BODEN Jens	M	29 AUG 1978	1.83/6'0"	71/157
	DALLMANN Joerg	M	10 AUG 1979	1.70/5'7"	70/154
	HEYTHAUSEN Stefan	M	27 MAY 1981	1.83/6'0"	76/168
	LEHMANN Robert	M	9 JAN 1984	1.83/6'0"	74/163
	SCHNEIDER Tobias	M	23 JUL 1981	1.88/6'2"	80/176
	ANSCHUETZ THOMS Daniela	L	20 NOV 1974	1.65/5'5"	60/132
	FRIESINGER Anni	L	11 JAN 1977	1.70/5'7"	61/134
	HESSE Judith	L	3 SEP 1982	1.57/5'2"	54/119
	OPITZ Lucille	L	24 NOV 1977	1.70/5'7"	64/141
	PECHSTEIN Claudia	L	22 FEB 1972	1.65/5'5"	60/132
	VOELKER Sabine	L	11 MAY 1973	1.63/5'4"	57/126
	WOLF Jenny	L	31 JAN 1979	1.73/5'8"	74/163
	ZOELLNER Pamela	L	15 JAN 1977	1.78/5'10"	68/150
ITA - Italy					
	ANESI Matteo	M	16 AUG 1984	1.85/6'1"	79/174
	CARNINO Maurizio	M	7 MAR 1975	1.83/6'0"	84/185
	DONAGRANDE Stefano	M	1 SEP 1976	1.85/6'1"	74/163
	FABRIS Enrico	M	5 OCT 1981	1.88/6'2"	80/176
	IORIATTI Ermanno	M	4 OCT 1975	1.73/5'8"	70/154
	SANFRATELLO Ippolito	M	11 MAR 1973	1.80/5'11"	77/170
	MARRA Adelia	L	1 MAR 1979	1.65/5'5"	61/134
	SIMIONATO Chiara	L	4 JUL 1975	1.68/5'6"	62/137



ENTRY LIST BY NOC

NOC	Name	Gender	Date of Birth	Height (m/ft in)	Weight (kg/lbs)
JPN - Japan					
	IMAI Yusuke	M	20 SEP 1977	1.75/5'9"	75/165
	KATO Joji	M	6 FEB 1985	1.65/5'5"	61/134
	MIYAZAKI Kesato	M	4 APR 1981	1.75/5'9"	65/143
	NAGASHIMA Keiichiro	M	20 APR 1982	1.70/5'7"	65/143
	NAKAJIMA Takaharu	M	2 JAN 1983	1.70/5'7"	74/163
	OIKAWA Yuya	M	16 JAN 1981	1.70/5'7"	70/154
	SHIMIZU Hiroyasu	M	27 FEB 1974	1.63/5'4"	70/154
	SUGIMORI Teruhiro	M	15 SEP 1982	1.78/5'10"	73/161
	USHIYAMA Takahiro	M	1 MAY 1981	1.70/5'7"	76/168
	ISHINO Eriko	L	1 DEC 1985	1.68/5'6"	63/139
	NEMOTO Nami	L	24 MAR 1975	1.63/5'4"	59/130
	OKAZAKI Tomomi	L	7 SEP 1971	1.65/5'5"	57/126
	OSUGA Sayuri	L	27 OCT 1980	1.63/5'4"	59/130
	OTSU Hiromi	L	22 MAY 1984	1.65/5'5"	60/132
	SEO Eriko	L	12 MAR 1979	1.60/5'3"	54/119
	TABATA Maki	L	9 NOV 1974	1.63/5'4"	58/128
	TONOIKE Aki	L	3 MAR 1979	1.70/5'7"	67/148
	WATANABE Yukari	L	28 APR 1981	1.60/5'3"	57/126
	YOSHII Sayuri	L	28 NOV 1984	1.65/5'5"	60/132
KAZ - Kazakhstan					
	BABENKO Dmitry	M	22 MAR 1985	1.83/6'0"	73/161
	BELYAYEV Aleksey	M	20 FEB 1985	1.80/5'11"	77/170
	ZHIGIN Aleksandr	M	12 SEP 1986	1.78/5'10"	70/154
	RYBAKOVA Nataliya	L	24 JUN 1981	1.78/5'10"	70/154



ENTRY LIST BY NOC

NOC	Name	Gender	Date of Birth	Height (m/ft in)	Weight (kg/lbs)
KOR - Korea					
	CHOI Jae-Bong	M	19 JUN 1980	1.75/5'9"	78/172
	KWON Sun Chun	M	24 AUG 1983	1.80/5'11"	82/181
	LEE Jin Woo	M	12 JUN 1986	1.78/5'10"	75/165
	LEE Jong Woo	M	7 JUL 1985	1.78/5'10"	73/161
	LEE Kang Seok	M	28 FEB 1985	1.78/5'10"	77/170
	LEE Kyou-Hyuk	M	16 MAR 1978	1.75/5'9"	79/174
	MUN Joon	M	14 JUL 1982	1.85/6'1"	85/187
	YEO Sang Yeop	M	22 JUL 1984	1.70/5'7"	70/154
	CHOI Seung-Yong	L	6 FEB 1980	1.60/5'3"	58/128
	KIM You Lim	L	3 FEB 1990	1.60/5'3"	45/99
	LEE Bo Ra	L	16 AUG 1986	1.63/5'4"	56/123
	LEE Ju-Youn	L	29 OCT 1987	1.63/5'4"	57/126
	LEE Sang Hwa	L	25 FEB 1989	1.60/5'3"	58/128
	NOH Seon Yeong	L	19 OCT 1989	1.68/5'6"	53/117



ENTRY LIST BY NOC

NOC	Name	Gender	Date of Birth	Height (m/ft in)	Weight (kg/lbs)
NED - Netherlands					
	BOS Jan	M	29 MAR 1975	1.90/6'3"	85/187
	de JONG Bob	M	13 NOV 1976	1.80/5'11"	83/183
	GROOTHUIS Stefan	M	23 NOV 1981	1.80/5'11"	78/172
	KRAMER Sven	M	23 APR 1986	1.85/6'1"	80/176
	KUIPERS Simon	M	9 AUG 1982	1.85/6'1"	86/190
	NIJENHUIS Beorn	M	2 APR 1984	1.88/6'2"	85/187
	RITSMA Rintje	M	13 APR 1970	1.88/6'2"	93/205
	TUITERT Mark	M	4 APR 1980	1.83/6'0"	83/183
	VERHEIJEN Carl	M	26 MAY 1975	1.80/5'11"	76/168
	WENNEMARS Erben	M	1 NOV 1975	1.83/6'0"	80/176
	de LOOR Barbara	L	26 MAY 1974	1.80/5'11"	76/168
	GERRITSEN Annette	L	11 OCT 1985	1.70/5'7"	61/134
	GROENEWOLD Renate	L	8 OCT 1976	1.80/5'11"	74/163
	KLEIBEUKER Carien	L	12 MAR 1978	1.73/5'8"	59/130
	KLEINSMAN Moniek	L	3 NOV 1982	1.65/5'5"	59/130
	SMIT Gretha	L	20 JAN 1976	1.68/5'6"	63/139
	TIMMER Marianne	L	3 OCT 1974	1.75/5'9"	64/141
	van der STAR Sanne	L	21 FEB 1986	1.70/5'7"	68/150
	van DEUTEKOM Paulien	L	4 FEB 1981	1.70/5'7"	72/159
	WUST Ireen	L	1 APR 1986	1.68/5'6"	65/143





ENTRY LIST BY NOC

NOC	Name	Gender	Date of Birth	Height (m/ft in)	Weight (kg/lbs)
NOR - Norway					
	ANDERSEN Petter	M	2 JAN 1974	1.73/5'8"	71/157
	BOKKO Havard	M	2 FEB 1987	1.83/6'0"	76/168
	BORGERSEN Odd	M	10 APR 1980	1.80/5'11"	74/163
	ERVIK Eskil	M	11 JAN 1975	1.83/6'0"	84/185
	FLYGIND-LARSEN Mikael	M	18 SEP 1982	1.80/5'11"	79/174
	GRODUM Oystein	M	15 FEB 1977	1.93/6'4"	90/198
	SAETRE Lasse	M	10 MAR 1974	1.83/6'0"	80/176
	WETTEN Even	M	12 AUG 1982	1.88/6'2"	88/194
	BJELKEVIK Annette	L	12 MAY 1978	1.68/5'6"	64/141
	BJELKEVIK Hedvig	L	18 APR 1981	1.63/5'4"	59/130
	HAUGLI Maren	L	3 MAR 1985	1.73/5'8"	61/134
POL - Poland					
	NIEDZWIEDZKI Konrad	M	2 JAN 1985	1.80/5'11"	80/176
	USTYNOWICZ Maciej	M	23 FEB 1983	1.75/5'9"	74/163
	WAS Artur	M	27 MAR 1986	1.90/6'3"	85/187
	ZYGMUNT Pawel	M	15 JUL 1972	1.83/6'0"	82/181
	WOJCICKA Katarzyna	L	1 JAN 1980	1.70/5'7"	65/143
ROM - Romania					
	GROZEA Claudiu	M	14 OCT 1982	1.80/5'11"	75/165
	OLTEAN Daniela	L	24 JUL 1980	1.65/5'5"	60/132



ENTRY LIST BY NOC

NOC	Name	Gender	Date of Birth	Height (m/ft in)	Weight (kg/lbs)
RUS - Russian Fed.					
	DETYSHEV Artyom	M	21 JUL 1978	1.98/6'6"	88/194
	DOROFYEV Dmitry	M	13 NOV 1976	1.93/6'4"	94/207
	KIBALKO Aleksandr	M	25 OCT 1973	1.83/6'0"	87/192
	KOKHANETS Yury	M	15 FEB 1972	1.78/5'10"	77/170
	KORNILOV Sergey	M	9 MAY 1978	1.70/5'7"	73/161
	LALENKOV Yevgeny	M	16 FEB 1981	1.88/6'2"	78/172
	LOBKOV Dmitry	M	2 FEB 1981	1.78/5'10"	81/179
	PROSHIN Alexey	M	25 SEP 1974	1.85/6'1"	82/181
	SHEPEL Dmitry	M	8 AUG 1978	1.80/5'11"	83/183
	SKOBREV Ivan	M	8 FEB 1983	1.88/6'2"	85/187
	ABRAMOVA Yekaterina	L	14 APR 1982	1.63/5'4"	59/130
	BARYSHEVA Varvara	L	24 MAR 1977	1.68/5'6"	60/132
	LIKHACHOVA Galina	L	15 JUL 1977	1.73/5'8"	62/137
	LOBYSHEVA Yekaterina	L	13 MAR 1985	1.75/5'9"	70/154
	NEMAYA Yulia	L	30 DEC 1977	1.57/5'2"	50/110
	VYSOKOVA Svetlana	L	12 MAY 1972	1.70/5'7"	60/132
	YAKSHINA Valentina	L	6 FEB 1976	1.68/5'6"	60/132
	ZHUROVA Svetlana	L	7 JAN 1972	1.75/5'9"	66/146
SWE - Sweden					
	ROJLER Johan	M	11 NOV 1981	1.83/6'0"	83/183
	ZACHRISSON Erik	M	8 SEP 1980	1.80/5'11"	80/176



ENTRY LIST BY NOC

NOC	Name	Gender	Date of Birth	Height (m/ft in)	Weight (kg/lbs)
USA - United States					
	BOUTIETTE K C	M	11 APR 1970	1.75/5'9"	70/154
	CARPENTER Kip	M	30 APR 1979	1.78/5'10"	74/163
	CHEEK Joey	M	22 JUN 1979	1.88/6'2"	83/183
	DAVIS Shani	M	13 AUG 1982	1.88/6'2"	83/183
	FITZRANDOLPH Casey	M	21 JAN 1975	1.80/5'11"	81/179
	FREDRICKS Tucker	M	16 APR 1984	1.68/5'6"	65/143
	HEDRICK Chad	M	17 APR 1977	1.80/5'11"	77/170
	LEVEILLE COX Charles Ryan	M	7 MAR 1983	1.68/5'6"	65/143
	MULL Clay	M	29 SEP 1979	1.85/6'1"	76/168
	PARRA Derek	M	15 MAR 1970	1.63/5'4"	64/141
	CROWLEY Margaret	L	17 MAR 1986	1.63/5'4"	61/134
	HOLZER Kristine	L	21 MAR 1974	1.73/5'8"	70/154
	LAMB Maria	L	4 JAN 1986	1.68/5'6"	62/137
	OCHOWICZ Elli	L	15 DEC 1983	1.60/5'3"	61/134
	RANEY Catherine	L	20 JUN 1980	1.68/5'6"	63/139
	RODRIGUEZ Jennifer	L	8 JUN 1976	1.63/5'4"	58/128
	SANNES Amy	L	3 FEB 1977	1.65/5'5"	61/134
	WITTY Chris	L	23 JUN 1975	1.68/5'6"	72/159



## MEDALLISTS BY EVENT / MÉDAILLÉS PAR ÉPREUVE

As of SAT 25 FEB 2006 / En date du SAM 25 FEV 2006

### AFTER 12 OF 12 EVENTS

Event Name	Date	Medal	Name	NOC Code
Men's 5000 m	SAT 11 FEB	GOLD	HEDRICK Chad	USA
		SILVER	KRAMER Sven	NED
		BRONZE	FABRIS Enrico	ITA
Ladies' 3000 m	SUN 12 FEB	GOLD	WUST Ireen	NED
		SILVER	GROENEWOLD Renate	NED
		BRONZE	KLASSEN Cindy	CAN
Men's 500 m	MON 13 FEB	GOLD	CHEEK Joey	USA
		SILVER	DOROFYEV Dmitry	RUS
		BRONZE	LEE Kang Seok	KOR
Ladies' 500 m	TUE 14 FEB	GOLD	ZHUROVA Svetlana	RUS
		SILVER	WANG Manli	CHN
		BRONZE	REN Hui	CHN
Ladies' Team Pursuit	THU 16 FEB	GOLD	ANSCHUETZ THOMS Daniela FRIESINGER Anni OPITZ Lucille PECHSTEIN Claudia VOELKER Sabine	GER
		SILVER	GROVES Kristina HUGHES Clara KLASSEN Cindy NESBITT Christine REMPEL Shannon	CAN
		BRONZE	ABRAMOVA Yekaterina BARYSHEVA Varvara LIKHACHOVA Galina LOBYSHEVA Yekaterina VYSOKOVA Svetlana	RUS
Men's Team Pursuit	THU 16 FEB	GOLD	ANESI Matteo DONAGRANDE Stefano FABRIS Enrico SANFRATELLO Ippolito	ITA
		SILVER	DANKERS Arne ELM Steven MORRISON Denny PARKER Jason WARSYLEWICZ Justin	CAN
		BRONZE	KRAMER Sven RITSMA Rintje TUITERT Mark VERHEIJEN Carl WENNEMARS Erben	NED
Men's 1000 m	SAT 18 FEB	GOLD	DAVIS Shani	USA
		SILVER	CHEEK Joey	USA
		BRONZE	WENNEMARS Erben	NED
Ladies' 1000 m	SUN 19 FEB	GOLD	TIMMER Marianne	NED
		SILVER	KLASSEN Cindy	CAN
		BRONZE	FRIESINGER Anni	GER
Men's 1500 m	TUE 21 FEB	GOLD	FABRIS Enrico	ITA
		SILVER	DAVIS Shani	USA
		BRONZE	HEDRICK Chad	USA
Ladies' 1500 m	WED 22 FEB	GOLD	KLASSEN Cindy	CAN
		SILVER	GROVES Kristina	CAN
		BRONZE	WUST Ireen	NED
Men's 10000 m	FRI 24 FEB	GOLD	de JONG Bob	NED
		SILVER	HEDRICK Chad	USA
		BRONZE	VERHEIJEN Carl	NED
Ladies' 5000 m	SAT 25 FEB	GOLD	HUGHES Clara	CAN
		SILVER	PECHSTEIN Claudia	GER
		BRONZE	KLASSEN Cindy	CAN


**MEDAL STANDINGS / CLASSEMENT PAR MÉDAILLES**

As of SAT 25 FEB 2006 / En date du SAM 25 FEV 2006

**AFTER 12 OF 12 EVENTS**

Rank	NOC	Men				Ladies				Total				Rank by Total
		G	S	B	Tot	G	S	B	Tot	G	S	B	Tot	
1	USA - United States of America	3	3	1	7					3	3	1	7	3
2	NED - Netherlands	1	1	3	5	2	1	1	4	3	2	4	9	1
3	CAN - Canada		1		1	2	3	2	7	2	4	2	8	2
4	ITA - Italy	2		1	3					2		1	3	=4
5	GER - Germany					1	1	1	3	1	1	1	3	=4
5	RUS - Russian Federation		1		1	1		1	2	1	1	1	3	=4
7	CHN - People's Republic of China						1	1	2		1	1	2	7
8	KOR - Korea			1	1							1	1	8
	<b>Total:</b>	<b>6</b>	<b>6</b>	<b>6</b>	<b>18</b>	<b>6</b>	<b>6</b>	<b>6</b>	<b>18</b>	<b>12</b>	<b>12</b>	<b>12</b>	<b>36</b>	

**LEGEND**

<b>B</b>	Bronze	<b>G</b>	Gold	<b>S</b>	Silver
<b>Tot</b>	Total				
<b>=</b>	Equal sign indicates that two or more NOCs share the same rank by total				



## RECORDS SUMMARY / RÉCAPITULATIF DES RECORDS BATTUS/ÉGALÉS

As of WED 15 FEB 2006 / En date du MER 15 FEV 2006

### WORLD RECORDS

### OLYMPIC RECORDS

Distance	Type	Name	NOC Code	Record	Place	Date
Team Pursuit	<b>New</b>	ITA - Italy		3:43.64	Torino (ITA)	15 FEB 2006
	<b>Previous</b>	CAN - Canada		3:47.37	Torino (ITA)	15 FEB 2006

**LEGEND**

**WOT** Winner by overtaking the other team  
**LOT** Loser by being overtaken by the other team



## RECORDS SUMMARY / RÉCAPITULATIF DES RECORDS BATTUS/ÉGALÉS

As of FRI 17 FEB 2006 / En date du VEN 17 FEV 2006

### WORLD RECORDS

### OLYMPIC RECORDS

Distance	Type	Name	NOC Code	Record	Place	Date
Team Pursuit	<b>New</b>	CAN - Canada		3:01.24	Torino (ITA)	15 FEB 2006
	<b>Previous</b>	RUS - Russian Federation		3:03.19	Torino (ITA)	15 FEB 2006



## RESULTS / RÉSULTATS

OVAL LINGOTTO SAT 11 FEB 2006 / SAM 11 FEV 2006 START TIME / DEBUT 15:30


<b>WR</b>	<b>6:08.78</b>	KRAMER Sven (NED)	19 NOV 2005	Salt Lake City, UT (USA)
<b>OR</b>	<b>6:14.66</b>	UYTDEHAAGE Jochem (NED)	22 FEB 2002	Salt Lake City, UT (USA)

### ISU Officials

Referee	RAMTON Tore (NOR)
Assistant Referee	RIPPER Helmut (GER)
Starter	HEMMES Rob (NED)

Rank	No	Name	NOC Code	Pair	Lane	Time	Gap	Note
1	134	HEDRICK Chad	USA	12	O	<b>6:14.68</b>	0.00	
2	144	KRAMER Sven	NED	11	O	<b>6:16.40</b>	1.72	
3	125	FABRIS Enrico	ITA	14	I	<b>6:18.25</b>	3.57	
4	185	VERHEIJEN Carl	NED	11	I	<b>6:18.84</b>	4.16	
5	117	DANKERS Arne	CAN	13	I	<b>6:21.26</b>	6.58	
6	119	de JONG Bob	NED	12	I	<b>6:22.12</b>	7.44	
7	118	DAVIS Shani	USA	13	O	<b>6:23.08</b>	8.40	
8	130	GRODUM Oystein	NOR	8	O	<b>6:24.21</b>	9.53	
9	174	SAETRE Lasse	NOR	7	O	<b>6:25.15</b>	10.47	
10	124	ERVIK Eskil	NOR	14	O	<b>6:26.91</b>	12.23	
11	179	SKOBREV Ivan	RUS	9	I	<b>6:27.02</b>	12.34	
12	172	ROJLER Johan	SWE	7	I	<b>6:29.24</b>	14.56	
13	184	VELDKAMP Bart	BEL	1	O	<b>6:32.02</b>	17.34	
14	175	SANFRATELLO Ippolito	ITA	9	O	<b>6:32.58</b>	17.90	
15	120	DETYSHEV Artyom	RUS	10	O	<b>6:32.85</b>	18.17	
16	121	DONAGRANDE Stefano	ITA	3	O	<b>6:33.45</b>	18.77	
17	141	KOKHANETS Yury	RUS	10	I	<b>6:34.62</b>	19.94	
18	196	ZYGMUNT Pawel	POL	5	O	<b>6:35.01</b>	20.33	
19	110	BOUTIETTE K C	USA	6	O	<b>6:37.29</b>	22.61	
20	106	BODEN Jens	GER	8	I	<b>6:38.34</b>	23.66	
21	159	MIYAZAKI Kesato	JPN	6	I	<b>6:40.03</b>	25.35	
22	123	ELM Steven	CAN	5	I	<b>6:41.53</b>	26.85	
23	104	BABENKO Dmitry	KAZ	4	O	<b>6:42.25</b>	27.57	
24	186	WARSYLEWICZ Justin	CAN	3	I	<b>6:43.74</b>	29.06	
25	129	GAO Xuefeng	CHN	2	O	<b>6:44.78</b>	30.10	
26	132	GROZEA Claudiu	ROM	1	I	<b>6:50.29</b>	35.61	
27	182	USHIYAMA Takahiro	JPN	4	I	<b>6:51.53</b>	36.85	
28	191	YEO Sang Yeop	KOR	2	I	<b>6:58.13</b>	43.45	

Referee:



**RAMTON Tore (NOR)**

<b>LEGEND</b>				
<b>I</b>	Inner lane	<b>No</b>	Start number	<b>O</b>
<b>OR</b>	Olympic record	<b>WR</b>	World record	Outer lane




**DISTANCE ANALYSIS IN PAIRS / ANALYSE DE LA DISTANCE PAR PAIRE**

OVAL LINGOTTO SAT 11 FEB 2006 / SAM 11 FEV 2006 START TIME / DEBUT 15:30

<b>WR</b> 6:08.78	KRAMER Sven (NED)	19 NOV 2005	Salt Lake City, UT (USA)
<b>OR</b> 6:14.66	UYTDEHAAGE Jochem (NED)	22 FEB 2002	Salt Lake City, UT (USA)

WR 200m 18.59	600m 47.27	1000m 1:16.78	1400m 1:45.82	1800m 2:15.39
OR 18.42	47.27	1:16.94	1:46.70	2:16.27
WR 2200m 2:44.68	2600m 3:14.07	3000m 3:43.14	3400m 4:12.78	3800m 4:42.09
OR 2:45.54	3:15.15	3:44.96	4:14.64	4:44.23
WR 4200m 5:11.87	4600m 5:40.59	Finish 6:08.78		
OR 5:14.10	5:44.21	6:14.66		

Pair	Lane	No	Name	NOC Code	Time		Note	Rank								
					Split Time	Lap Time										
		Split Time	Lap Time	Split Time	Lap Time	Split Time	Lap Time	Split Time	Lap Time							
1	I	132	GROZEA Claudiu	ROM	6:50.29			26								
					19.27	(19.27)			49.05	(29.78)	1:19.44	(30.39)	1:50.71	(31.27)	2:22.38	(31.67)
					2:54.28	(31.90)			3:26.59	(32.31)	3:59.59	(33.00)	4:33.01	(33.42)	5:07.50	(34.49)
			5:41.87	(34.37)	6:16.01	(34.14)	6:50.29	(34.28)								
	O	184	VELDKAMP Bart	BEL	6:32.02			13								
					19.06	(19.06)			48.53	(29.47)	1:18.42	(29.89)	1:48.81	(30.39)	2:19.37	(30.56)
2:49.90					(30.53)	3:20.63			(30.73)	3:51.45	(30.82)	4:22.48	(31.03)	4:54.14	(31.66)	
		5:26.40	(32.26)	5:59.18	(32.78)	6:32.02	(32.84)									
2	I	191	YEO Sang Yeop	KOR	6:58.13			28								
					19.81	(19.81)			50.13	(30.32)	1:20.15	(30.02)	1:50.52	(30.37)	2:21.37	(30.85)
					2:53.07	(31.70)			3:25.58	(32.51)	3:58.79	(33.21)	4:33.22	(34.43)	5:09.77	(36.55)
			5:45.89	(36.12)	6:21.93	(36.04)	6:58.13	(36.20)								
	O	129	GAO Xuefeng	CHN	6:44.78			25								
					20.07	(20.07)			50.00	(29.93)	1:20.50	(30.50)	1:51.26	(30.76)	2:22.99	(31.73)
2:54.61					(31.62)	3:26.65			(32.04)	3:58.84	(32.19)	4:31.58	(32.74)	5:04.29	(32.71)	
		5:37.26	(32.97)	6:10.68	(33.42)	6:44.78	(34.10)									
3	I	186	WARSYLEWICZ Justin	CAN	6:43.74			24								
					18.90	(18.90)			48.72	(29.82)	1:19.48	(30.76)	1:50.48	(31.00)	2:21.26	(30.78)
					2:52.20	(30.94)			3:23.15	(30.95)	3:54.51	(31.36)	4:26.61	(32.10)	4:59.62	(33.01)
			5:33.68	(34.06)	6:08.50	(34.82)	6:43.74	(35.24)								
	O	121	DONAGRANDE Stefano	ITA	6:33.45			16								
					18.99	(18.99)			48.65	(29.66)	1:19.39	(30.74)	1:50.14	(30.75)	2:20.92	(30.78)
2:51.87					(30.95)	3:23.11			(31.24)	3:53.94	(30.83)	4:25.15	(31.21)	4:56.65	(31.50)	
		5:28.43	(31.78)	6:00.71	(32.28)	6:33.45	(32.74)									


**DISTANCE ANALYSIS IN PAIRS / ANALYSE DE LA DISTANCE PAR PAIRE**

OVAL LINGOTTO SAT 11 FEB 2006 / SAM 11 FEV 2006 START TIME / DEBUT 15:30

Pair	Lane	No	Name	NOC Code		Time		Note	Rank				
				Split Time	Lap Time	Split Time	Lap Time						
4	I	182	USHIYAMA Takahiro	JPN		6:51.53			27				
				19.81	(19.81)	50.84	(31.03)	1:22.49	(31.65)	1:54.39	(31.90)	2:26.57	(32.18)
				2:58.73	(32.16)	3:31.17	(32.44)	4:03.79	(32.62)	4:36.28	(32.49)	5:09.61	(33.33)
				5:43.16	(33.55)	6:17.19	(34.03)	6:51.53	(34.34)				
O	104	BABENKO Dmitry	KAZ		6:42.25			23					
			19.20	(19.20)	50.18	(30.98)	1:21.72	(31.54)	1:52.92	(31.20)	2:23.99	(31.07)	
			2:54.89	(30.90)	3:26.02	(31.13)	3:57.37	(31.35)	4:29.40	(32.03)	5:02.05	(32.65)	
			5:35.36	(33.31)	6:08.67	(33.31)	6:42.25	(33.58)					
5	I	123	ELM Steven	CAN		6:41.53			22				
				19.26	(19.26)	50.01	(30.75)	1:20.77	(30.76)	1:51.79	(31.02)	2:23.41	(31.62)
				2:55.51	(32.10)	3:27.32	(31.81)	3:59.25	(31.93)	4:31.44	(32.19)	5:03.39	(31.95)
				5:35.43	(32.04)	6:08.19	(32.76)	6:41.53	(33.34)				
O	196	ZYGUMUNT Pawel	POL		6:35.01			18					
			19.39	(19.39)	49.78	(30.39)	1:20.31	(30.53)	1:50.48	(30.17)	2:20.98	(30.50)	
			2:51.94	(30.96)	3:22.96	(31.02)	3:53.91	(30.95)	4:25.08	(31.17)	4:56.73	(31.65)	
			5:28.80	(32.07)	6:01.40	(32.60)	6:35.01	(33.61)					
6	I	159	MIYAZAKI Kesato	JPN		6:40.03			21				
				19.35	(19.35)	50.21	(30.86)	1:21.08	(30.87)	1:52.31	(31.23)	2:23.66	(31.35)
				2:55.02	(31.36)	3:26.47	(31.45)	3:58.18	(31.71)	4:30.16	(31.98)	5:02.08	(31.92)
				5:34.35	(32.27)	6:07.05	(32.70)	6:40.03	(32.98)				
O	110	BOUTIETTE K C	USA		6:37.29			19					
			19.53	(19.53)	49.48	(29.95)	1:20.19	(30.71)	1:51.18	(30.99)	2:22.18	(31.00)	
			2:53.30	(31.12)	3:24.63	(31.33)	3:56.36	(31.73)	4:28.50	(32.14)	5:00.95	(32.45)	
			5:33.09	(32.14)	6:04.97	(31.88)	6:37.29	(32.32)					


**DISTANCE ANALYSIS IN PAIRS / ANALYSE DE LA DISTANCE PAR PAIRE**

OVAL LINGOTTO SAT 11 FEB 2006 / SAM 11 FEV 2006 START TIME / DEBUT 15:30

Pair	Lane	No	Name	NOC Code		Time		Note	Rank						
				Split Time	Lap Time	Split Time	Lap Time								
7	I	172	ROJLER Johan	SWE		6:29.24			12						
				18.81	(18.81)	48.68	(29.87)			1:18.94	(30.26)	1:49.56	(30.62)	2:19.47	(29.91)
				2:49.65	(30.18)	3:19.85	(30.20)			3:50.40	(30.55)	4:20.68	(30.28)	4:51.64	(30.96)
				5:23.20	(31.56)	5:55.85	(32.65)			6:29.24	(33.39)				
O		174	SAETRE Lasse	NOR		6:25.15			9						
				19.38	(19.38)	49.18	(29.80)			1:19.30	(30.12)	1:49.32	(30.02)	2:19.45	(30.13)
				2:49.64	(30.19)	3:19.87	(30.23)			3:50.06	(30.19)	4:20.57	(30.51)	4:51.27	(30.70)
				5:22.47	(31.20)	5:53.71	(31.24)			6:25.15	(31.44)				
8	I	106	BODEN Jens	GER		6:38.34			20						
				19.21	(19.21)	49.71	(30.50)			1:20.57	(30.86)	1:51.55	(30.98)	2:22.68	(31.13)
				2:54.13	(31.45)	3:25.65	(31.52)			3:57.50	(31.85)	4:29.59	(32.09)	5:01.88	(32.29)
				5:34.07	(32.19)	6:06.16	(32.09)			6:38.34	(32.18)				
O		130	GRODUM Oystein	NOR		6:24.21			8						
				19.31	(19.31)	48.32	(29.01)			1:18.05	(29.73)	1:47.82	(29.77)	2:17.91	(30.09)
				2:48.15	(30.24)	3:18.70	(30.55)			3:49.18	(30.48)	4:19.84	(30.66)	4:50.51	(30.67)
				5:21.79	(31.28)	5:53.00	(31.21)			6:24.21	(31.21)				
9	I	179	SKOBREV Ivan	RUS		6:27.02			11						
				18.78	(18.78)	48.56	(29.78)			1:18.67	(30.11)	1:48.79	(30.12)	2:18.90	(30.11)
				2:49.35	(30.45)	3:19.98	(30.63)			3:50.62	(30.64)	4:21.40	(30.78)	4:52.42	(31.02)
				5:23.66	(31.24)	5:55.25	(31.59)			6:27.02	(31.77)				
O		175	SANFRATELLO Ippolito	ITA		6:32.58			14						
				18.71	(18.71)	48.61	(29.90)			1:18.86	(30.25)	1:48.96	(30.10)	2:19.35	(30.39)
				2:49.55	(30.20)	3:20.38	(30.83)			3:51.35	(30.97)	4:22.81	(31.46)	4:54.64	(31.83)
				5:27.26	(32.62)	6:00.18	(32.92)			6:32.58	(32.40)				


**DISTANCE ANALYSIS IN PAIRS / ANALYSE DE LA DISTANCE PAR PAIRE**

OVAL LINGOTTO SAT 11 FEB 2006 / SAM 11 FEV 2006 START TIME / DEBUT 15:30

Pair	Lane	No	Name	NOC Code		Time		Note	Rank				
				Split Time	Lap Time	Split Time	Lap Time						
10	I	141	KOKHANETS Yury	RUS		6:34.62			17				
				19.76	(19.76)	49.87	(30.11)	1:20.27	(30.40)	1:50.92	(30.65)	2:21.70	(30.78)
				2:52.96	(31.26)	3:24.02	(31.06)	3:55.46	(31.44)	4:26.95	(31.49)	4:58.68	(31.73)
				5:30.48	(31.80)	6:02.47	(31.99)	6:34.62	(32.15)				
O		120	DETYSHEV Artyom	RUS		6:32.85			15				
				19.25	(19.25)	49.14	(29.89)	1:19.20	(30.06)	1:49.38	(30.18)	2:19.86	(30.48)
				2:50.36	(30.50)	3:21.05	(30.69)	3:52.03	(30.98)	4:23.43	(31.40)	4:55.13	(31.70)
				5:27.22	(32.09)	5:59.69	(32.47)	6:32.85	(33.16)				
11	I	185	VERHEIJEN Carl	NED		6:18.84			4				
				18.49	(18.49)	47.42	(28.93)	1:17.23	(29.81)	1:47.27	(30.04)	2:17.20	(29.93)
				2:47.14	(29.94)	3:16.96	(29.82)	3:46.98	(30.02)	4:17.21	(30.23)	4:47.19	(29.98)
				5:17.61	(30.42)	5:48.27	(30.66)	6:18.84	(30.57)				
O		144	KRAMER Sven	NED		6:16.40			2				
				18.45	(18.45)	47.08	(28.63)	1:16.67	(29.59)	1:46.50	(29.83)	2:16.45	(29.95)
				2:46.27	(29.82)	3:16.35	(30.08)	3:46.10	(29.75)	4:16.17	(30.07)	4:46.12	(29.95)
				5:16.16	(30.04)	5:46.43	(30.27)	6:16.40	(29.97)				
12	I	119	de JONG Bob	NED		6:22.12			6				
				19.58	(19.58)	49.25	(29.67)	1:19.55	(30.30)	1:49.83	(30.28)	2:19.83	(30.00)
				2:49.94	(30.11)	3:19.97	(30.03)	3:50.04	(30.07)	4:20.15	(30.11)	4:50.37	(30.22)
				5:20.72	(30.35)	5:51.26	(30.54)	6:22.12	(30.86)				
O		134	HEDRICK Chad	USA		6:14.68			1				
				18.64	(18.64)	47.67	(29.03)	1:17.13	(29.46)	1:46.39	(29.26)	2:15.62	(29.23)
				2:44.96	(29.34)	3:14.48	(29.52)	3:43.93	(29.45)	4:13.64	(29.71)	4:43.59	(29.95)
				5:13.78	(30.19)	5:43.98	(30.20)	6:14.68	(30.70)				


**DISTANCE ANALYSIS IN PAIRS / ANALYSE DE LA DISTANCE PAR PAIRE**

OVAL LINGOTTO SAT 11 FEB 2006 / SAM 11 FEV 2006 START TIME / DEBUT 15:30

Pair	Lane	No	Name	NOC Code	Time		Note	Rank								
					Split Time	Lap Time										
13	I	117	DANKERS Arne	CAN	6:21.26			5								
					Split Time	Lap Time										
					19.43	(19.43)										
					48.43	(29.00)										
	Split Time	Lap Time	1:17.76	(29.33)	1:47.51	(29.75)	2:17.31	(29.80)								
	Split Time	Lap Time	3:17.56	(30.16)	3:47.89	(30.33)	4:18.25	(30.36)	4:48.84	(30.59)						
	Split Time	Lap Time	5:50.32	(30.83)	6:21.26	(30.94)										
	O	118	DAVIS Shani	USA	6:23.08			7								
					Split Time	Lap Time										
					18.37	(18.37)			46.75	(28.38)	1:16.24	(29.49)	1:46.32	(30.08)	2:16.66	(30.34)
					Split Time	Lap Time			3:17.25	(30.54)	3:47.61	(30.36)	4:18.22	(30.61)	4:48.89	(30.67)
	Split Time	Lap Time	5:50.87	(30.90)	6:23.08	(32.21)										
14	I	125	FABRIS Enrico	ITA	6:18.25			3								
					Split Time	Lap Time										
					18.70	(18.70)			48.10	(29.40)	1:18.19	(30.09)	1:48.39	(30.20)	2:18.25	(29.86)
					Split Time	Lap Time			3:18.97	(30.29)	3:49.32	(30.35)	4:19.54	(30.22)	4:49.44	(29.90)
	Split Time	Lap Time	5:49.00	(29.71)	6:18.25	(29.25)										
	O	124	ERVIK Eskil	NOR	6:26.91			10								
					Split Time	Lap Time										
					18.64	(18.64)			48.41	(29.77)	1:18.38	(29.97)	1:48.35	(29.97)	2:18.87	(30.52)
					Split Time	Lap Time			3:19.50	(30.76)	3:50.22	(30.72)	4:21.33	(31.11)	4:52.19	(30.86)
	Split Time	Lap Time	5:55.25	(31.51)	6:26.91	(31.66)										

**LEGEND**

<b>I</b>	Inner lane	<b>No</b>	Start number	<b>O</b>	Outer lane
<b>OR</b>	Olympic record	<b>WR</b>	World record		



## ICE AND CLIMATIC CONDITIONS / CONDITIONS CLIMATIQUES ET DE LA GLACE

OVAL LINGOTTO SAT 11 FEB 2006 / SAM 11 FEV 2006 START TIME / DEBUT 15:30 END TIME / TEMPS RÉALISÉ 18:23

	Session 1	
	Start	End
<b>Time</b>	15:30	16:18
<b>Pair number</b>	1	5
<b>Air Temperature</b>	15.9 °C / 61 °F	16.2 °C / 61 °F
<b>Ice Temperature</b>	-8 °C / 18 °F	-7.8 °C / 18 °F
<b>Humidity</b>	25%	25%
<b>Air Pressure</b>	1013 hPa	1013 hPa

	Session 2	
	Start	End
<b>Time</b>	16:42	17:27
<b>Pair number</b>	6	10
<b>Air Temperature</b>	16.6 °C / 62 °F	16.5 °C / 62 °F
<b>Ice Temperature</b>	-7.7 °C / 18 °F	-7.9 °C / 18 °F
<b>Humidity</b>	25%	25%
<b>Air Pressure</b>	1012 hPa	1013 hPa

	Session 3	
	Start	End
<b>Time</b>	17:52	18:27
<b>Pair number</b>	11	14
<b>Air Temperature</b>	16.7 °C / 62 °F	16.4 °C / 62 °F
<b>Ice Temperature</b>	-8 °C / 18 °F	-7.9 °C / 18 °F
<b>Humidity</b>	25%	25%
<b>Air Pressure</b>	1013 hPa	1013 hPa



## RESULTS / RÉSULTATS

OVAL LINGOTTO SUN 12 FEB 2006 / DIM 12 FEV 2006 START TIME / DEBUT 16:30


<b>WR</b>	<b>3:55.75</b>	KLASSEN Cindy (CAN)	12 NOV 2005	Calgary (CAN)
<b>OR</b>	<b>3:57.70</b>	PECHSTEIN Claudia (GER)	10 FEB 2002	Salt Lake City, UT (USA)

### ISU Officials

Referee	IMMERFALL Dan (USA)
Assistant Referee	MERZ Franca (ITA)
Starter	TAKANO Junichi (JPN)

Rank	No	Name	NOC Code	Pair	Lane	Time	Gap	Note
1	71	WUST Ireen	NED	10	O	4:02.43	0.00	
2	11	GROENEWOLD Renate	NED	12	I	4:03.48	1.05	
3	20	KLASSEN Cindy	CAN	12	O	4:04.37	1.94	
4	9	FRIESINGER Anni	GER	13	I	4:04.59	2.16	
5	41	PECHSTEIN Claudia	GER	11	O	4:05.54	3.11	
6	2	ANSCHUETZ THOMS Daniela	GER	11	I	4:06.89	4.46	
7	49	SABLIKOVA Martina	CZE	14	O	4:08.42	5.99	
8	12	GROVES Kristina	CAN	13	O	4:09.03	6.60	
9	16	HUGHES Clara	CAN	14	I	4:09.17	6.74	
10	69	WOJCICKA Katarzyna	POL	6	I	4:09.61	7.18	
11	43	RANEY Catherine	USA	9	I	4:10.44	8.01	
12	64	WANG Fei	CHN	9	O	4:10.55	8.12	
13	17	ISHINO Eriko	JPN	3	I	4:11.21	8.78	
14	56	TABATA Maki	JPN	7	I	4:12.38	9.95	
15	13	HAUGLI Maren	NOR	8	O	4:12.50	10.07	
16	47	ROKITA Anna Natalia	AUT	10	I	4:12.87	10.44	
17	22	KLEINSMAN Moniek	NED	3	O	4:13.81	11.38	
18	62	VYSOKOVA Svetlana	RUS	7	O	4:13.94	11.51	
19	34	NOH Seon Yeong	KOR	2	O	4:15.68	13.25	
20	29	MARRA Adelia	ITA	4	I	4:16.27	13.84	
20	52	SEO Eriko	JPN	5	I	4:16.27	13.84	
22	7	CROWLEY Margaret	USA	8	I	4:17.37	14.94	
23	4	BJELKEVIK Annette	NOR	6	O	4:17.57	15.14	
24	73	YAKSHINA Valentina	RUS	1	O	4:19.43	17.00	
25	18	JI Jia	CHN	5	O	4:21.06	18.63	
26	37	OLTEAN Daniela	ROM	2	I	4:23.34	20.91	
27	15	HOLZER Kristine	USA	4	O	4:26.60	24.17	
28	48	RYBAKOVA Nataliya	KAZ	1	I	4:38.76	36.33	

Referee:



**IMMERFALL Dan (USA)**

<b>LEGEND</b>				
<b>I</b>	Inner lane	<b>No</b>	Start number	<b>O</b>
<b>OR</b>	Olympic record	<b>WR</b>	World record	
				Outer lane


**DISTANCE ANALYSIS IN PAIRS / ANALYSE DE LA DISTANCE PAR PAIRE**

OVAL LINGOTTO SUN 12 FEB 2006 / DIM 12 FEV 2006 START TIME / DEBUT 16:30

<b>WR</b> 3:55.75	KLASSEN Cindy (CAN)	12 NOV 2005	Calgary (CAN)
<b>OR</b> 3:57.70	PECHSTEIN Claudia (GER)	10 FEB 2002	Salt Lake City, UT (USA)

WR 200m	19.39	600m	48.74	1000m	1:18.38	1400m	1:48.66	1800m	2:19.11
OR	19.45		49.93		1:21.00		1:52.30		2:23.38
WR 2200m	2:49.96	2600m	3:21.82	Finish	3:55.75				
OR	2:54.57		3:25.86		3:57.70				

Pair	Lane	No	Name				NOC Code	Time		Note	Rank				
			Split Time	Lap Time	Split Time	Lap Time		Split Time	Lap Time			Split Time	Lap Time		
1	I	48	<b>RYBAKOVA Nataliya</b>				<b>KAZ</b>	<b>4:38.76</b>			<b>28</b>				
			21.62	(21.62)	55.17	(33.55)		1:29.99	(34.82)			2:06.37	(36.38)	2:43.74	(37.37)
			3:21.88	(38.14)	4:00.16	(38.28)		4:38.76	(38.60)						
	O	73	<b>YAKSHINA Valentina</b>				<b>RUS</b>	<b>4:19.43</b>			<b>24</b>				
			20.70	(20.70)	53.80	(33.10)		1:26.99	(33.19)			1:59.98	(32.99)	2:33.64	(33.66)
			3:08.25	(34.61)	3:43.39	(35.14)		4:19.43	(36.04)						
2	I	37	<b>OLTEAN Daniela</b>				<b>ROM</b>	<b>4:23.34</b>			<b>26</b>				
			20.62	(20.62)	53.59	(32.97)		1:26.89	(33.30)			2:01.10	(34.21)	2:35.90	(34.80)
			3:11.16	(35.26)	3:46.98	(35.82)		4:23.34	(36.36)						
	O	34	<b>NOH Seon Yeong</b>				<b>KOR</b>	<b>4:15.68</b>			<b>19</b>				
			20.86	(20.86)	52.60	(31.74)		1:25.42	(32.82)			1:58.74	(33.32)	2:32.26	(33.52)
			3:06.15	(33.89)	3:40.68	(34.53)		4:15.68	(35.00)						
3	I	17	<b>ISHINO Eriko</b>				<b>JPN</b>	<b>4:11.21</b>			<b>13</b>				
			19.92	(19.92)	50.81	(30.89)		1:22.35	(31.54)			1:54.71	(32.36)	2:27.86	(33.15)
			3:01.76	(33.90)	3:36.14	(34.38)		4:11.21	(35.07)						
	O	22	<b>KLEINSMAN Moniek</b>				<b>NED</b>	<b>4:13.81</b>			<b>17</b>				
			20.01	(20.01)	50.84	(30.83)		1:22.40	(31.56)			1:54.72	(32.32)	2:28.11	(33.39)
			3:01.97	(33.86)	3:37.27	(35.30)		4:13.81	(36.54)						
4	I	29	<b>MARRA Adelia</b>				<b>ITA</b>	<b>4:16.27</b>			<b>=20</b>				
			20.34	(20.34)	52.70	(32.36)		1:25.38	(32.68)			1:58.59	(33.21)	2:32.26	(33.67)
			3:06.36	(34.10)	3:40.97	(34.61)		4:16.27	(35.30)						
	O	15	<b>HOLZER Kristine</b>				<b>USA</b>	<b>4:26.60</b>			<b>27</b>				
			21.56	(21.56)	54.77	(33.21)		1:28.37	(33.60)			2:02.91	(34.54)	2:37.98	(35.07)
			3:13.71	(35.73)	3:49.96	(36.25)		4:26.60	(36.64)						




**DISTANCE ANALYSIS IN PAIRS / ANALYSE DE LA DISTANCE PAR PAIRE**

OVAL LINGOTTO SUN 12 FEB 2006 / DIM 12 FEV 2006 START TIME / DEBUT 16:30

Pair	Lane	No	Name	NOC Code		Time		Note	Rank						
				Split Time	Lap Time	Split Time	Lap Time								
5	I	52	SEO Eriko	JPN		4:16.27		=20							
				20.54	(20.54)	52.68	(32.14)			1:25.41	(32.73)	1:58.51	(33.10)	2:32.17	(33.66)
				3:06.28	(34.11)	3:41.25	(34.97)			4:16.27	(35.02)				
O	18	JI Jia	CHN		4:21.06		25								
			20.80	(20.80)	53.26	(32.46)			1:26.68	(33.42)	2:00.35	(33.67)	2:34.48	(34.13)	
			3:09.42	(34.94)	3:45.00	(35.58)			4:21.06	(36.06)					
6	I	69	WOJCICKA Katarzyna	POL		4:09.61		10							
				20.27	(20.27)	52.45	(32.18)			1:25.03	(32.58)	1:57.83	(32.80)	2:30.35	(32.52)
				3:03.40	(33.05)	3:36.65	(33.25)			4:09.61	(32.96)				
O	4	BJELKEVIK Annette	NOR		4:17.57		23								
			20.48	(20.48)	52.55	(32.07)			1:25.44	(32.89)	1:58.02	(32.58)	2:31.65	(33.63)	
			3:06.06	(34.41)	3:41.28	(35.22)			4:17.57	(36.29)					
7	I	56	TABATA Maki	JPN		4:12.38		14							
				19.94	(19.94)	51.32	(31.38)			1:23.31	(31.99)	1:55.91	(32.60)	2:29.12	(33.21)
				3:02.96	(33.84)	3:37.40	(34.44)			4:12.38	(34.98)				
O	62	VYSOKOVA Svetlana	RUS		4:13.94		18								
			20.56	(20.56)	53.14	(32.58)			1:26.49	(33.35)	1:59.75	(33.26)	2:33.07	(33.32)	
			3:06.42	(33.35)	3:39.93	(33.51)			4:13.94	(34.01)					
8	I	7	CROWLEY Margaret	USA		4:17.37		22							
				20.80	(20.80)	53.47	(32.67)			1:26.37	(32.90)	1:59.94	(33.57)	2:33.63	(33.69)
				3:07.55	(33.92)	3:42.23	(34.68)			4:17.37	(35.14)				
O	13	HAUGLI Maren	NOR		4:12.50		15								
			20.60	(20.60)	53.09	(32.49)			1:25.68	(32.59)	1:58.30	(32.62)	2:31.27	(32.97)	
			3:04.49	(33.22)	3:38.14	(33.65)			4:12.50	(34.36)					


**DISTANCE ANALYSIS IN PAIRS / ANALYSE DE LA DISTANCE PAR PAIRE**

OVAL LINGOTTO SUN 12 FEB 2006 / DIM 12 FEV 2006 START TIME / DEBUT 16:30

Pair	Lane	No	Name	NOC Code	Time		Note	Rank
					Split Time	Lap Time		
9	I	43	RANEY Catherine	USA	4:10.44			11
					Split Time	Lap Time		
					20.39 (20.39)	52.35 (31.96)		
	3:02.28 (32.80)	3:35.81 (33.53)	4:10.44 (34.63)	1:57.00 (32.47)	2:29.48 (32.48)			
	O	64	WANG Fei	CHN	4:10.55			12
					Split Time	Lap Time		
20.13 (20.13)					52.08 (31.95)			
3:02.93 (33.14)	3:36.64 (33.71)	4:10.55 (33.91)	1:56.66 (32.38)	2:29.79 (33.13)				
10	I	47	ROKITA Anna Natalia	AUT	4:12.87			16
					Split Time	Lap Time		
					20.27 (20.27)	51.82 (31.55)		
	3:03.80 (33.61)	3:37.92 (34.12)	4:12.87 (34.95)	1:56.91 (32.85)	2:30.19 (33.28)			
	O	71	WUST Ireen	NED	4:02.43			1
					Split Time	Lap Time		
19.52 (19.52)					49.81 (30.29)			
2:55.61 (32.12)	3:28.36 (32.75)	4:02.43 (34.07)	1:52.10 (31.43)	2:23.49 (31.39)				
11	I	2	ANSCHUETZ THOMS Daniela	GER	4:06.89			6
					Split Time	Lap Time		
					19.68 (19.68)	51.03 (31.35)		
	2:59.98 (32.65)	3:33.24 (33.26)	4:06.89 (33.65)	1:55.03 (32.23)	2:27.33 (32.30)			
	O	41	PECHSTEIN Claudia	GER	4:05.54			5
					Split Time	Lap Time		
19.53 (19.53)					50.21 (30.68)			
2:58.64 (32.80)	3:31.66 (33.02)	4:05.54 (33.88)	1:53.55 (31.87)	2:25.84 (32.29)				
12	I	11	GROENEWOLD Renate	NED	4:03.48			2
					Split Time	Lap Time		
					19.64 (19.64)	49.91 (30.27)		
	2:55.93 (32.17)	3:29.22 (33.29)	4:03.48 (34.26)	1:52.37 (31.54)	2:23.76 (31.39)			
	O	20	KLASSEN Cindy	CAN	4:04.37			3
					Split Time	Lap Time		
19.19 (19.19)					49.21 (30.02)			
2:55.65 (32.07)	3:28.83 (33.18)	4:04.37 (35.54)	1:51.87 (31.54)	2:23.58 (31.71)				



## DISTANCE ANALYSIS IN PAIRS / ANALYSE DE LA DISTANCE PAR PAIRE

OVAL LINGOTTO SUN 12 FEB 2006 / DIM 12 FEV 2006 START TIME / DEBUT 16:30

Pair	Lane	No	Name	NOC Code	Time		Note	Rank		
					Split Time	Lap Time				
13	I	9	FRIESINGER Anni	GER	4:04.59			4		
					19.47	(19.47)			50.73	(31.26)
	2:57.80	(32.12)	3:30.67	(32.87)	4:04.59	(33.92)				
13	O	12	GROVES Kristina	CAN	4:09.03			8		
					20.15	(20.15)			51.20	(31.05)
	3:00.27	(32.81)	3:34.05	(33.78)	4:09.03	(34.98)				
14	I	16	HUGHES Clara	CAN	4:09.17			9		
					21.05	(21.05)			53.46	(32.41)
	3:03.98	(32.72)	3:36.64	(32.66)	4:09.17	(32.53)				
14	O	49	SABLIKOVA Martina	CZE	4:08.42			7		
					20.51	(20.51)			52.47	(31.96)
	3:02.29	(32.76)	3:35.52	(33.23)	4:08.42	(32.90)				

**LEGEND**

I Inner lane  
 OR Olympic record  
 = Equal sign indicates that two or more skaters share the same rank  
 No Start number  
 WR World record  
 O Outer lane



## ICE AND CLIMATIC CONDITIONS / CONDITIONS CLIMATIQUES ET DE LA GLACE

OVAL LINGOTTO SUN 12 FEB 2006 / DIM 12 FEV 2006 START TIME / DEBUT 16:30 END TIME / TEMPS RÉALISÉ 18:45

	Session 1	
	Start	End
<b>Time</b>	16:25	17:23
<b>Pair number</b>	1	7
<b>Air Temperature</b>	16.4 °C / 62 °F	16.6 °C / 62 °F
<b>Ice Temperature</b>	-8.1 °C / 17 °F	-8.1 °C / 17 °F
<b>Humidity</b>	25%	26%
<b>Air Pressure</b>	1014 hPa	1014 hPa

	Session 2	
	Start	End
<b>Time</b>	17:52	18:50
<b>Pair number</b>	8	14
<b>Air Temperature</b>	17.1 °C / 63 °F	16.7 °C / 62 °F
<b>Ice Temperature</b>	-8 °C / 18 °F	-8 °C / 18 °F
<b>Humidity</b>	26%	26%
<b>Air Pressure</b>	1014 hPa	1014 hPa



## RESULTS / RÉSULTATS

OVAL LINGOTTO MON 13 FEB 2006 / LUN 13 FEV 2006 START TIME / DEBUT 15:30


<b>WR</b>	<b>34.30</b>	KATO Joji (JPN)	19 NOV 2005	Salt Lake City, UT (USA)
<b>OR</b>	<b>34.42</b>	FITZRANDOLPH Casey (USA)	11 FEB 2002	Salt Lake City, UT (USA)

### ISU Officials

Referee	RAMTON Tore (NOR)
Assistant Referee	RIPPER Helmut (GER)
Starter	CASAL Luigi (ITA)

Rank	No	Name	NOC Code	Pair	Lane	Time	Gap	Note
1	114	CHEEK Joey	USA	17	I	34.82	0.00	
2	122	DOROFYEV Dmitry	RUS	9	I	35.24	0.42	
3	151	LEE Kang Seok	KOR	19	O	35.34	0.52	
4	166	OIKAWA Yuya	JPN	12	I	35.35	0.53	
5	190	WOTHERSPOON Jeremy	CAN	17	O	35.37	0.55	
6	192	YU Fengtong	CHN	18	O	35.39	0.57	
7	188	WENNEMARS Erben	NED	9	O	35.46	0.64	
8	156	LOBKOV Dmitry	RUS	2	I	35.55	0.73	
9	133	HANNINEN Janne	FIN	5	I	35.58	0.76	
9	143	KOSKELA Pekka	FIN	10	O	35.58	0.76	
11	139	KATO Joji	JPN	16	I	35.59	0.77	
11	138	IRELAND Michael	CAN	16	O	35.59	0.77	
13	115	CHOI Jae-Bong	KOR	4	I	35.61	0.79	
14	178	SHIMIZU Hiroyasu	JPN	13	I	35.66	0.84	
15	162	NAGASHIMA Keiichiro	JPN	14	O	35.67	0.85	
16	109	BOS Jan	NED	8	O	35.68	0.86	
17	152	LEE Kyou-Hyuk	KOR	13	O	35.76	0.94	
18	126	FITZRANDOLPH Casey	USA	18	I	35.78	0.96	
19	193	ZACHRISSON Erik	SWE	6	O	35.80	0.98	
20	137	IORIATTI Ermanno	ITA	11	I	35.88	1.06	
21	101	AN Weijiang	CHN	11	O	35.89	1.07	
22	168	POUTALA Mika	FIN	7	I	35.91	1.09	
23	169	PROSHIN Alexey	RUS	5	O	35.96	1.14	
24	142	KORNILOV Sergey	RUS	2	O	36.00	1.18	
25	128	FREDRICKS Tucker	USA	14	I	36.02	1.20	
26	183	USTYNOWICZ Maciej	POL	3	I	36.09	1.27	
27	145	KUIPERS Simon	NED	12	O	36.10	1.28	
28	112	CARNINO Maurizio	ITA	7	O	36.24	1.42	
29	147	LABRIE Vincent	CAN	3	O	36.31	1.49	
30	157	LU Zhuo	CHN	8	I	36.39	1.57	
31	113	CARPENTER Kip	USA	19	I	36.40	1.58	
32	158	MIRON Brock	CAN	1	I	36.42	1.60	
33	187	WAS Artur	POL	6	I	36.43	1.61	
34	155	LI Yu	CHN	10	I	36.57	1.75	
35	195	ZHIGIN Aleksandr	KAZ	4	O	36.88	2.06	
36	165	NIJENHUIS Beorn	NED	15	I	48.84	14.02	
37	146	KWON Sun Chun	KOR	15	O	58.66	23.84	F

Referee:



**RAMTON Tore (NOR)**

### LEGEND

**I** Inner lane  
**O** Outer lane

**F**  
**OR**

Fell  
Olympic record

**No**  
**WR**

Start number  
World record


**DISTANCE ANALYSIS IN PAIRS / ANALYSE DE LA DISTANCE PAR PAIRE**

OVAL LINGOTTO MON 13 FEB 2006 / LUN 13 FEV 2006 START TIME / DEBUT 15:30

<b>WR</b> 34.30	KATO Joji (JPN)	19 NOV 2005	Salt Lake City, UT (USA)
<b>OR</b> 34.42	FITZRANDOLPH Casey (USA)	11 FEB 2002	Salt Lake City, UT (USA)

WR 100m	9.66	Finish	34.30
OR	9.44		34.42

Pair	Lane	No	Name				NOC Code	Time	Note	Rank
			Split Time	Lap Time	Split Time	Lap Time				
1	I	158	MIRON Brock				CAN	36.42		32
			10.13	(10.13)	36.42	(26.29)				
2	I	156	LOBKOV Dmitry				RUS	35.55		8
			9.85	(9.85)	35.55	(25.70)				
	O	142	KORNILOV Sergey				RUS	36.00		24
			10.00	(10.00)	36.00	(26.00)				
3	I	183	USTYNOWICZ Maciej				POL	36.09		26
			9.88	(9.88)	36.09	(26.21)				
	O	147	LABRIE Vincent				CAN	36.31		29
			10.08	(10.08)	36.31	(26.23)				
4	I	115	CHOI Jae-Bong				KOR	35.61		13
			9.95	(9.95)	35.61	(25.66)				
	O	195	ZHIGIN Aleksandr				KAZ	36.88		35
			10.21	(10.21)	36.88	(26.67)				
5	I	133	HANNINEN Janne				FIN	35.58		=9
			9.69	(9.69)	35.58	(25.89)				
	O	169	PROSHIN Alexey				RUS	35.96		23
			10.07	(10.07)	35.96	(25.89)				
6	I	187	WAS Artur				POL	36.43		33
			9.99	(9.99)	36.43	(26.44)				
	O	193	ZACHRISSON Erik				SWE	35.80		19
			9.98	(9.98)	35.80	(25.82)				


**DISTANCE ANALYSIS IN PAIRS / ANALYSE DE LA DISTANCE PAR PAIRE**

OVAL LINGOTTO MON 13 FEB 2006 / LUN 13 FEV 2006 START TIME / DEBUT 15:30

Pair	Lane	No	Name			NOC Code			Time	Note	Rank
		Split Time	Lap Time	Split Time	Lap Time						
7	I	168	POUTALA Mika			FIN			35.91		22
		9.83	(9.83)	35.91	(26.08)						
O	112	CARNINO Maurizio			ITA			36.24		28	
	10.13	(10.13)	36.24	(26.11)							
8	I	157	LU Zhuo			CHN		36.39		30	
	9.97	(9.97)	36.39	(26.42)							
O	109	BOS Jan			NED		35.68		16		
	9.98	(9.98)	35.68	(25.70)							
9	I	122	DOROFYEV Dmitry			RUS		35.24		2	
	9.72	(9.72)	35.24	(25.52)							
O	188	WENNEMARS Erben			NED		35.46		7		
	9.85	(9.85)	35.46	(25.61)							
10	I	155	LI Yu			CHN		36.57		34	
	9.93	(9.93)	36.57	(26.64)							
O	143	KOSKELA Pekka			FIN		35.58		=9		
	9.76	(9.76)	35.58	(25.82)							
11	I	137	IORIATTI Ermanno			ITA		35.88		20	
	9.92	(9.92)	35.88	(25.96)							
O	101	AN Weijiang			CHN		35.89		21		
	9.75	(9.75)	35.89	(26.14)							
12	I	166	OIKAWA Yuya			JPN		35.35		4	
	9.59	(9.59)	35.35	(25.76)							
O	145	KUIPERS Simon			NED		36.10		27		
	10.08	(10.08)	36.10	(26.02)							


**DISTANCE ANALYSIS IN PAIRS / ANALYSE DE LA DISTANCE PAR PAIRE**

OVAL LINGOTTO MON 13 FEB 2006 / LUN 13 FEV 2006 START TIME / DEBUT 15:30

Pair	Lane	No	Name				NOC Code	Time	Note	Rank
			Split Time	Lap Time	Split Time	Lap Time				
13	I	178	SHIMIZU Hiroyasu				JPN	35.66		14
			9.67	(9.67)	35.66	(25.99)				
	O	152	LEE Kyou-Hyuk				KOR	35.76		17
			10.05	(10.05)	35.76	(25.71)				
14	I	128	FREDRICKS Tucker				USA	36.02		25
			9.79	(9.79)	36.02	(26.23)				
	O	162	NAGASHIMA Keiichiro				JPN	35.67		15
			9.77	(9.77)	35.67	(25.90)				
15	I	165	NIJENHUIS Beorn				NED	48.84		36
			9.94	(9.94)	48.84	(38.90)				
	O	146	KWON Sun Chun				KOR	58.66	F	37
			9.94	(9.94)	58.66	(48.72)				
16	I	139	KATO Joji				JPN	35.59		=11
			9.82	(9.82)	35.59	(25.77)				
	O	138	IRELAND Michael				CAN	35.59		=11
			9.83	(9.83)	35.59	(25.76)				
17	I	114	CHEEK Joey				USA	34.82		1
			9.66	(9.66)	34.82	(25.16)				
	O	190	WOTHERSPOON Jeremy				CAN	35.37		5
			9.76	(9.76)	35.37	(25.61)				
18	I	126	FITZRANDOLPH Casey				USA	35.78		18
			9.89	(9.89)	35.78	(25.89)				
	O	192	YU Fengtong				CHN	35.39		6
			9.63	(9.63)	35.39	(25.76)				





**DISTANCE ANALYSIS IN PAIRS / ANALYSE DE LA DISTANCE PAR PAIRE**

OVAL LINGOTTO MON 13 FEB 2006 / LUN 13 FEV 2006 START TIME / DEBUT 15:30

Pair	Lane	No	Name			NOC Code			Time	Note	Rank
		Split Time	Lap Time	Split Time	Lap Time						
19	I	113	CARPENTER Kip			USA			36.40		31
		10.11	(10.11)	36.40	(26.29)						
	O	151	LEE Kang Seok			KOR			35.34		3
		9.65	(9.65)	35.34	(25.69)						

**LEGEND**

I	Inner lane	F	Fell	No	Start number
O	Outer lane	OR	Olympic record	WR	World record
=	Equal sign indicates that two or more skaters share the same rank				



## ICE AND CLIMATIC CONDITIONS / CONDITIONS CLIMATIQUES ET DE LA GLACE

OVAL LINGOTTO MON 13 FEB 2006 / LUN 13 FEV 2006 START TIME / DEBUT 15:30 END TIME / TEMPS RÉALISÉ 16:57

	Session 1	
	Start	End
<b>Time</b>	15:30	16:02
<b>Pair number</b>	1	10
<b>Air Temperature</b>	15.9 °C / 61 °F	15.7 °C / 60 °F
<b>Ice Temperature</b>	-8.4 °C / 17 °F	-8.5 °C / 17 °F
<b>Humidity</b>	26%	26%
<b>Air Pressure</b>	1014 hPa	1013 hPa

	Session 2	
	Start	End
<b>Time</b>	16:30	17:12
<b>Pair number</b>	11	19
<b>Air Temperature</b>	16.3 °C / 61 °F	16.2 °C / 61 °F
<b>Ice Temperature</b>	-8.4 °C / 17 °F	-8.4 °C / 17 °F
<b>Humidity</b>	26%	26%
<b>Air Pressure</b>	1013 hPa	1013 hPa


**RESULTS / RÉSULTATS**


OVAL LINGOTTO MON 13 FEB 2006 / LUN 13 FEV 2006 START TIME / DEBUT 17:55

<b>WR 500m</b>	<b>34.30</b>	KATO Joji (JPN)	19 NOV 2005	Salt Lake City, UT (USA)
<b>OR 500m</b>	<b>34.42</b>	FITZRANDOLPH Casey (USA)	11 FEB 2002	Salt Lake City, UT (USA)
<b>WR 2 x 500m</b>	<b>68.96</b>	SHIMIZU Hiroyasu (JPN)	10 MAR 2001	Salt Lake City, UT (USA)
<b>OR 2 x 500m</b>	<b>69.23</b>	FITZRANDOLPH Casey (USA)	11 FEB 2002	Salt Lake City, UT (USA)

ISU Officials	Race 1	Race 2
Referee	RAMTON Tore (NOR)	RAMTON Tore (NOR)
Assistant Referee	RIPPER Helmut (GER)	RIPPER Helmut (GER)
Starter	CASAL Luigi (ITA)	CASAL Luigi (ITA)

Rank	No	Name	NOC Code	1st Race				2nd Race				Total				
				Pair	Lane	Time	Gap	Note	Rank	Pair	Lane	Time	Gap	Note		
1	114	CHEEK Joey	USA	17	I	34.82	0.00	1	19	O	34.94	0.00	1	<b>69.76</b>	0.00	
2	122	DOROFEYEV Dmitry	RUS	9	I	35.24	0.42	2	18	O	35.17	0.23	3	<b>70.41</b>	0.65	
3	151	LEE Kang Seok	KOR	19	O	35.34	0.52	3	19	I	35.09	0.15	2	<b>70.43</b>	0.67	
4	166	OIKAWA Yuya	JPN	12	I	35.35	0.53	4	17	O	35.21	0.27	5	<b>70.56</b>	0.80	
5	192	YU Fengtong	CHN	18	O	35.39	0.57	6	17	I	35.29	0.35	=6	<b>70.68</b>	0.92	
6	139	KATO Joji	JPN	16	I	35.59	0.77	=11	14	O	35.19	0.25	4	<b>70.78</b>	1.02	
7	138	IRELAND Michael	CAN	16	O	35.59	0.77	=11	14	I	35.29	0.35	=6	<b>70.88</b>	1.12	
8	115	CHOI Jae-Bong	KOR	4	I	35.61	0.79	13	13	O	35.43	0.49	=9	<b>71.04</b>	1.28	
9	190	WOTHERSPOON Jeremy	CAN	17	O	35.37	0.55	5	18	I	35.68	0.74	=17	<b>71.05</b>	1.29	
10	143	KOSKELA Pekka	FIN	10	O	35.58	0.76	=9	15	I	35.51	0.57	12	<b>71.09</b>	1.33	
11	109	BOS Jan	NED	8	O	35.68	0.86	16	12	I	35.43	0.49	=9	<b>71.11</b>	1.35	
12	126	FITZRANDOLPH Casey	USA	18	I	35.78	0.96	18	11	O	35.34	0.40	8	<b>71.12</b>	1.36	
13	162	NAGASHIMA Keiichiro	JPN	14	O	35.67	0.85	15	13	I	35.47	0.53	11	<b>71.14</b>	1.38	
14	156	LOBKOV Dmitry	RUS	2	I	35.55	0.73	8	16	O	35.62	0.68	=13	<b>71.17</b>	1.41	
15	133	HANNINEN Janne	FIN	5	I	35.58	0.76	=9	15	O	35.67	0.73	=15	<b>71.25</b>	1.49	
16	188	WENNEMARS Erben	NED	9	O	35.46	0.64	7	16	I	35.84	0.90	25	<b>71.30</b>	1.54	
17	152	LEE Kyou-Hyuk	KOR	13	O	35.76	0.94	17	11	I	35.62	0.68	=13	<b>71.38</b>	1.62	
18	178	SHIMIZU Hiroyasu	JPN	13	I	35.66	0.84	14	12	O	35.78	0.84	21	<b>71.44</b>	1.68	
19	101	AN Weijiang	CHN	11	O	35.89	1.07	21	9	I	35.67	0.73	=15	<b>71.56</b>	1.80	
20	193	ZACHRISSON Erik	SWE	6	O	35.80	0.98	19	10	I	35.81	0.87	23	<b>71.61</b>	1.85	
21	137	IORIATTI Ermanno	ITA	11	I	35.88	1.06	20	10	O	35.80	0.86	22	<b>71.68</b>	1.92	
22	168	POUTALA Mika	FIN	7	I	35.91	1.09	22	9	O	35.83	0.89	24	<b>71.74</b>	1.98	
23	145	KUIPERS Simon	NED	12	O	36.10	1.28	27	6	I	35.74	0.80	20	<b>71.84</b>	2.08	
24	169	PROSHIN Alexey	RUS	5	O	35.96	1.14	23	8	I	35.94	1.00	26	<b>71.90</b>	2.14	
25	128	FREDRICKS Tucker	USA	14	I	36.02	1.20	25	8	O	35.99	1.05	28	<b>72.01</b>	2.25	
26	113	CARPENTER Kip	USA	19	I	36.40	1.58	31	5	O	35.68	0.74	=17	<b>72.08</b>	2.32	
27	142	KORNILOV Sergey	RUS	2	O	36.00	1.18	24	7	I	36.24	1.30	32	<b>72.24</b>	2.48	
28	157	LU Zhuo	CHN	8	I	36.39	1.57	30	6	O	35.96	1.02	27	<b>72.35</b>	2.59	
29	147	LABRIE Vincent	CAN	3	O	36.31	1.49	29	4	I	36.12	1.18	=29	<b>72.43</b>	2.67	
30	158	MIRON Brock	CAN	1	I	36.42	1.60	32	4	O	36.12	1.18	=29	<b>72.54</b>	2.78	
31	112	CARNINO Maurizio	ITA	7	O	36.24	1.42	28	5	I	36.43	1.49	33	<b>72.67</b>	2.91	
32	187	WAS Artur	POL	6	I	36.43	1.61	33	3	O	36.61	1.67	35	<b>73.04</b>	3.28	
33	155	LI Yu	CHN	10	I	36.57	1.75	34	2	O	36.56	1.62	34	<b>73.13</b>	3.37	
34	195	ZHIGIN Aleksandr	KAZ	4	O	36.88	2.06	35	3	I	36.92	1.98	36	<b>73.80</b>	4.04	
35	165	NIJENHUIS Beorn	NED	15	I	48.84	14.02	36	1	O	35.71	0.77	19	<b>84.55</b>	14.79	
36	183	USTYNOWICZ Maciej	POL	3	I	36.09	1.27	26	7	O	51.92	16.98	F	37	<b>88.01</b>	18.25
37	146	KWON Sun Chun	KOR	15	O	58.66	23.84	F	37	2	I	36.13	1.19	31	<b>94.79</b>	25.03

Referee:


**RAMTON Tore (NOR)**
**LEGEND**

I	Inner lane	F	Fell	No	Start number
O	Outer lane	OR	Olympic record	WR	World record
=	Equal sign indicates that two or more skaters share the same rank				


**DISTANCE ANALYSIS IN PAIRS / ANALYSE DE LA DISTANCE PAR PAIRE**

OVAL LINGOTTO MON 13 FEB 2006 / LUN 13 FEV 2006 START TIME / DEBUT 17:55

<b>WR 500m</b>	<b>34.30</b>	KATO Joji (JPN)	19 NOV 2005	Salt Lake City, UT (USA)
<b>OR 500m</b>	<b>34.42</b>	FITZRANDOLPH Casey (USA)	11 FEB 2002	Salt Lake City, UT (USA)
WR 100m	9.66	Finish	34.30	
OR	9.44		34.42	

<b>WR 2 x 500m</b>	<b>68.96</b>	SHIMIZU Hiroyasu (JPN)	10 MAR 2001	Salt Lake City, UT (USA)
<b>OR 2 x 500m</b>	<b>69.23</b>	FITZRANDOLPH Casey (USA)	11 FEB 2002	Salt Lake City, UT (USA)
WR 1st	34.64	2nd	34.32	
OR	34.64		34.32	

Pair	Lane	No	Name	NOC Code	Note	Total Rank	Time		Rank 2nd Race
							Split Time	Lap Time	
1	O	165	NIJENHUIS Beorn	NED		35	84.55		35
							10.04	(10.04)	
2	I	146	KWON Sun Chun	KOR		37	94.79		37
							10.00	(10.00)	
	O	155	LI Yu	CHN		33	73.13		33
							9.86	(9.86)	
3	I	195	ZHIGIN Aleksandr	KAZ		34	73.80		34
							10.25	(10.25)	
	O	187	WAS Artur	POL		32	73.04		32
							10.06	(10.06)	
4	I	147	LABRIE Vincent	CAN		29	72.43		29
							9.97	(9.97)	
	O	158	MIRON Brock	CAN		30	72.54		30
							10.13	(10.13)	
5	I	112	CARNINO Maurizio	ITA		31	72.67		31
							10.10	(10.10)	
	O	113	CARPENTER Kip	USA		26	72.08		26
							9.83	(9.83)	
6	I	145	KUIPERS Simon	NED		23	71.84		23
							10.01	(10.01)	
	O	157	LU Zhuo	CHN		28	72.35		28
							9.91	(9.91)	


**DISTANCE ANALYSIS IN PAIRS / ANALYSE DE LA DISTANCE PAR PAIRE**

OVAL LINGOTTO MON 13 FEB 2006 / LUN 13 FEV 2006 START TIME / DEBUT 17:55

Pair	Lane	No	Name	NOC Code	Note	Total Rank	Split Time	Lap Time	Split Time	Lap Time	Time 2nd Race	Rank 2nd Race
7	I	142	KORNILOV Sergey	RUS		27					72.24	27
							9.92	(9.92)	36.24	(26.32)	36.24	32
	O	183	USTYNOWICZ Maciej	POL		36					88.01	36
							9.89	(9.89)	51.92	(42.03)	51.92	F 37
8	I	169	PROSHIN Alexey	RUS		24					71.90	24
							10.05	(10.05)	35.94	(25.89)	35.94	26
	O	128	FREDRICKS Tucker	USA		25					72.01	25
							9.91	(9.91)	35.99	(26.08)	35.99	28
9	I	101	AN Weijiang	CHN		19					71.56	19
							9.74	(9.74)	35.67	(25.93)	35.67	=15
	O	168	POUTALA Mika	FIN		22					71.74	22
							9.83	(9.83)	35.83	(26.00)	35.83	24
10	I	193	ZACHRISSON Erik	SWE		20					71.61	20
							10.00	(10.00)	35.81	(25.81)	35.81	23
	O	137	IORIATTI Ermanno	ITA		21					71.68	21
							9.89	(9.89)	35.80	(25.91)	35.80	22
11	I	152	LEE Kyou-Hyuk	KOR		17					71.38	17
							9.92	(9.92)	35.62	(25.70)	35.62	=13
	O	126	FITZRANDOLPH Casey	USA		12					71.12	12
							9.74	(9.74)	35.34	(25.60)	35.34	8
12	I	109	BOS Jan	NED		11					71.11	11
							9.93	(9.93)	35.43	(25.50)	35.43	=9
	O	178	SHIMIZU Hiroyasu	JPN		18					71.44	18
							9.74	(9.74)	35.78	(26.04)	35.78	21


**DISTANCE ANALYSIS IN PAIRS / ANALYSE DE LA DISTANCE PAR PAIRE**

OVAL LINGOTTO MON 13 FEB 2006 / LUN 13 FEV 2006 START TIME / DEBUT 17:55

Pair	Lane	No	Name	NOC Code	Note	Total Rank	Split Time	Lap Time	Split Time	Lap Time	Time 2nd Race	Rank 2nd Race
13	I	162	NAGASHIMA Keiichiro	JPN		13					71.14	13
							9.77	(9.77)	35.47	(25.70)	35.47	11
	O	115	CHOI Jae-Bong	KOR		8					71.04	8
							9.85	(9.85)	35.43	(25.58)	35.43	=9
14	I	138	IRELAND Michael	CAN		7					70.88	7
							9.73	(9.73)	35.29	(25.56)	35.29	=6
	O	139	KATO Joji	JPN		6					70.78	6
							9.66	(9.66)	35.19	(25.53)	35.19	4
15	I	143	KOSKELA Pekka	FIN		10					71.09	10
							9.76	(9.76)	35.51	(25.75)	35.51	12
	O	133	HANNINEN Janne	FIN		15					71.25	15
							9.81	(9.81)	35.67	(25.86)	35.67	=15
16	I	188	WENNEMARS Erben	NED		16					71.30	16
							9.94	(9.94)	35.84	(25.90)	35.84	25
	O	156	LOBKOV Dmitry	RUS		14					71.17	14
							9.89	(9.89)	35.62	(25.73)	35.62	=13
17	I	192	YU Fengtong	CHN		5					70.68	5
							9.56	(9.56)	35.29	(25.73)	35.29	=6
	O	166	OIKAWA Yuya	JPN		4					70.56	4
							9.59	(9.59)	35.21	(25.62)	35.21	5
18	I	190	WOTHERSPOON Jeremy	CAN		9					71.05	9
							9.92	(9.92)	35.68	(25.76)	35.68	=17
	O	122	DOROFYEV Dmitry	RUS		2					70.41	2
							9.65	(9.65)	35.17	(25.52)	35.17	3



**DISTANCE ANALYSIS IN PAIRS / ANALYSE DE LA DISTANCE PAR PAIRE**

OVAL LINGOTTO MON 13 FEB 2006 / LUN 13 FEV 2006 START TIME / DEBUT 17:55

Pair	Lane	No	Name	NOC Code	Note	Total Rank				
							Split Time	Lap Time	Split Time	Lap Time
19	I	151	LEE Kang Seok	KOR		3			70.43	
		9.63	(9.63)				35.09	(25.46)	35.09	2
	O	114	CHEEK Joey	USA		1			69.76	
		9.67	(9.67)				34.94	(25.27)	34.94	1

**LEGEND**

I	Inner lane	F	Fell	No	Start number
O	Outer lane	OR	Olympic record	WR	World record
=	Equal sign indicates that two or more skaters share the same rank				



## ICE AND CLIMATIC CONDITIONS / CONDITIONS CLIMATIQUES ET DE LA GLACE

OVAL LINGOTTO MON 13 FEB 2006 / LUN 13 FEV 2006 START TIME / DEBUT 17:55 END TIME / TEMPS RÉALISÉ 19:04

	Session 1	
	Start	End
<b>Time</b>	17:55	18:28
<b>Pair number</b>	1	10
<b>Air Temperature</b>	16.5 °C / 62 °F	16.1 °C / 61 °F
<b>Ice Temperature</b>	-8.4 °C / 17 °F	-8.6 °C / 17 °F
<b>Humidity</b>	26%	26%
<b>Air Pressure</b>	1013 hPa	1014 hPa

	Session 2	
	Start	End
<b>Time</b>	18:55	19:28
<b>Pair number</b>	11	19
<b>Air Temperature</b>	16.4 °C / 62 °F	15.8 °C / 60 °F
<b>Ice Temperature</b>	-8.5 °C / 17 °F	-8.5 °C / 17 °F
<b>Humidity</b>	26%	26%
<b>Air Pressure</b>	1014 hPa	1014 hPa




**RESULTS / RÉSULTATS**

OVAL LINGOTTO TUE 14 FEB 2006 / MAR 14 FEV 2006 START TIME / DEBUT 16:00

<b>WR</b> 37.22	LEMAY DOAN Catriona (CAN)	9 DEC 2001	Calgary (CAN)
<b>OR</b> 37.30	LEMAY DOAN Catriona (CAN)	12 FEB 2002	Salt Lake City, UT (USA)

**ISU Officials**

Referee	IMMERFALL Dan (USA)
Assistant Referee	MERZ Franca (ITA)
Starter	VANBERG Marcel Lesche (NOR)

Rank	No	Name	NOC Code	Pair	Lane	Time	Gap	Note
1	77	ZHUROVA Svetlana	RUS	8	O	38.23	0.00	
2	65	WANG Manli	CHN	13	I	38.31	0.08	
3	36	OKAZAKI Tomomi	JPN	14	O	38.46	0.23	
4	45	REN Hui	CHN	10	O	38.60	0.37	
5	74	YOSHII Sayuri	JPN	13	O	38.68	0.45	
6	26	LEE Sang Hwa	KOR	11	I	38.69	0.46	
7	70	WOLF Jenny	GER	8	I	38.70	0.47	
8	63	WANG Beixing	CHN	12	O	38.71	0.48	
9	39	OSUGA Sayuri	JPN	12	I	38.74	0.51	
10	46	RODRIGUEZ Jennifer	USA	15	O	38.97	0.74	
11	53	SIMIONATO Chiara	ITA	15	I	39.02	0.79	
12	10	GERRITSEN Annette	NED	7	I	39.12	0.89	
13	72	XING Aihua	CHN	11	O	39.20	0.97	
14	59	van der STAR Sanne	NED	5	I	39.26	1.03	
15	50	SANNES Amy	USA	1	O	39.42	1.19	
15	44	REMPEL Shannon	CAN	14	I	39.42	1.19	
17	66	WATANABE Yukari	JPN	10	I	39.46	1.23	
18	19	KIM You Lim	KOR	4	O	39.57	1.34	
19	31	NEMAYA Yulia	RUS	1	I	39.63	1.40	
20	14	HESSE Judith	GER	7	O	39.64	1.41	
21	6	CHOI Seung-Yong	KOR	9	O	39.65	1.42	
22	54	SIMPSON Kerry	CAN	5	O	39.69	1.46	
23	30	MYERS Krisy	CAN	2	O	39.83	1.60	
23	35	OCHOWICZ Elli	USA	6	I	39.83	1.60	
25	24	LEE Bo Ra	KOR	2	I	40.01	1.78	
25	67	WEGER Kim	CAN	4	I	40.01	1.78	
27	78	ZOELLNER Pamela	GER	6	O	40.16	1.93	
28	68	WITTY Chris	USA	3	O	40.23	2.00	
29	42	RADKEVICH Svetlana	BLR	3	I	40.45	2.22	
	57	TIMMER Marianne	NED	9	I	DQ		(a)

Referee:


**IMMERFALL Dan (USA)**
**NOTES**

a: Second false start of the pair/heat (Rule 250.5)

**LEGEND**

<b>DQ</b>	Disqualified	<b>I</b>	Inner lane	<b>No</b>	Start number
<b>O</b>	Outer lane	<b>OR</b>	Olympic record	<b>WR</b>	World record


**DISTANCE ANALYSIS IN PAIRS / ANALYSE DE LA DISTANCE PAR PAIRE**

OVAL LINGOTTO TUE 14 FEB 2006 / MAR 14 FEV 2006 START TIME / DEBUT 16:00

<b>WR</b> 37.22	LEMAY DOAN Catriona (CAN)	9 DEC 2001	Calgary (CAN)
<b>OR</b> 37.30	LEMAY DOAN Catriona (CAN)	12 FEB 2002	Salt Lake City, UT (USA)

WR 100m	10.21	Finish	37.22
OR	10.22		37.30

Pair	Lane	No	Name				NOC Code	Time	Note	Rank
			Split Time	Lap Time	Split Time	Lap Time				
1	I	31	<b>NEMAYA Yulia</b>				RUS	39.63		19
			11.01	(11.01)	39.63	(28.62)				
	O	50	<b>SANNES Amy</b>				USA	39.42		=15
			10.75	(10.75)	39.42	(28.67)				
2	I	24	<b>LEE Bo Ra</b>				KOR	40.01		=25
			11.04	(11.04)	40.01	(28.97)				
	O	30	<b>MYERS Krisy</b>				CAN	39.83		=23
			10.84	(10.84)	39.83	(28.99)				
3	I	42	<b>RADKEVICH Svetlana</b>				BLR	40.45		29
			11.07	(11.07)	40.45	(29.38)				
	O	68	<b>WITTY Chris</b>				USA	40.23		28
			11.12	(11.12)	40.23	(29.11)				
4	I	67	<b>WEGER Kim</b>				CAN	40.01		=25
			10.89	(10.89)	40.01	(29.12)				
	O	19	<b>KIM You Lim</b>				KOR	39.57		18
			11.00	(11.00)	39.57	(28.57)				
5	I	59	<b>van der STAR Sanne</b>				NED	39.26		14
			11.08	(11.08)	39.26	(28.18)				
	O	54	<b>SIMPSON Kerry</b>				CAN	39.69		22
			11.04	(11.04)	39.69	(28.65)				
6	I	35	<b>OCHOWICZ Elli</b>				USA	39.83		=23
			11.09	(11.09)	39.83	(28.74)				
	O	78	<b>ZOELLNER Pamela</b>				GER	40.16		27
			11.14	(11.14)	40.16	(29.02)				



## DISTANCE ANALYSIS IN PAIRS / ANALYSE DE LA DISTANCE PAR PAIRE

OVAL LINGOTTO TUE 14 FEB 2006 / MAR 14 FEV 2006 START TIME / DEBUT 16:00

Pair	Lane	No	Name	NOC Code	Time	Note	Rank
		Split Time	Lap Time	Split Time	Lap Time		
7	I	10	GERRITSEN Annette	NED	39.12		12
		10.54	(10.54)	39.12	(28.58)		
O	14	HESSE Judith	GER	39.64			20
		10.65	(10.65)	39.64	(28.99)		
8	I	70	WOLF Jenny	GER	38.70		7
		10.39	(10.39)	38.70	(28.31)		
O	77	ZHUROVA Svetlana	RUS	38.23			1
		10.46	(10.46)	38.23	(27.77)		
9	I	57	TIMMER Marianne	NED		DQ	
	O	6	CHOI Seung-Yong	KOR	39.65		21
		10.67	(10.67)	39.65	(28.98)		
10	I	66	WATANABE Yukari	JPN	39.46		17
		10.65	(10.65)	39.46	(28.81)		
O	45	REN Hui	CHN	38.60			4
		10.74	(10.74)	38.60	(27.86)		
11	I	26	LEE Sang Hwa	KOR	38.69		6
		10.49	(10.49)	38.69	(28.20)		
O	72	XING Aihua	CHN	39.20			13
		10.63	(10.63)	39.20	(28.57)		
12	I	39	OSUGA Sayuri	JPN	38.74		9
		10.58	(10.58)	38.74	(28.16)		
O	63	WANG Beixing	CHN	38.71			8
		10.45	(10.45)	38.71	(28.26)		



**DISTANCE ANALYSIS IN PAIRS / ANALYSE DE LA DISTANCE PAR PAIRE**

OVAL LINGOTTO TUE 14 FEB 2006 / MAR 14 FEV 2006 START TIME / DEBUT 16:00

Pair	Lane	No	Name	NOC Code		Time		Note	Rank
		Split Time	Lap Time	Split Time	Lap Time				
13	I	65	WANG Manli			CHN	38.31		2
		10.48	(10.48)	38.31	(27.83)				
O	74	YOSHII Sayuri			JPN	38.68		5	
		10.57	(10.57)	38.68	(28.11)				
14	I	44	REMPEL Shannon			CAN	39.42		=15
		10.87	(10.87)	39.42	(28.55)				
O	36	OKAZAKI Tomomi			JPN	38.46		3	
		10.48	(10.48)	38.46	(27.98)				
15	I	53	SIMIONATO Chiara			ITA	39.02		11
		10.74	(10.74)	39.02	(28.28)				
O	46	RODRIGUEZ Jennifer			USA	38.97		10	
		10.91	(10.91)	38.97	(28.06)				

**LEGEND**

DQ Disqualified I Inner lane No Start number  
 O Outer lane OR Olympic record WR World record  
 = Equal sign indicates that two or more skaters share the same rank



## ICE AND CLIMATIC CONDITIONS / CONDITIONS CLIMATIQUES ET DE LA GLACE

OVAL LINGOTTO TUE 14 FEB 2006 / MAR 14 FEV 2006 START TIME / DEBUT 16:00 END TIME / TEMPS RÉALISÉ 17:19

	Session 1	
	Start	End
<b>Time</b>	16:00	17:02
<b>Pair number</b>	1	15
<b>Air Temperature</b>	15.6 °C / 60 °F	15.5 °C / 60 °F
<b>Ice Temperature</b>	-8.1 °C / 17 °F	-8.3 °C / 17 °F
<b>Humidity</b>	27%	26%
<b>Air Pressure</b>	1015 hPa	1014 hPa



## RESULTS / RÉSULTATS


OVAL LINGOTTO TUE 14 FEB 2006 / MAR 14 FEV 2006 START TIME / DEBUT 17:59

<b>WR 500m</b>	<b>37.22</b>	LEMAY DOAN Catriona (CAN)	9 DEC 2001	Calgary (CAN)
<b>OR 500m</b>	<b>37.30</b>	LEMAY DOAN Catriona (CAN)	12 FEB 2002	Salt Lake City, UT (USA)
<b>WR 2 x 500m</b>	<b>74.72</b>	LEMAY DOAN Catriona (CAN)	9 MAR 2001	Salt Lake City, UT (USA)
<b>OR 2 x 500m</b>	<b>74.75</b>	LEMAY DOAN Catriona (CAN)	14 FEB 2002	Salt Lake City, UT (USA)

ISU Officials	Race 1	Race 2
Referee	IMMERFALL Dan (USA)	IMMERFALL Dan (USA)
Assistant Referee	MERZ Franca (ITA)	MERZ Franca (ITA)
Starter	VANBERG Marcel Lesche (NOR)	VANBERG Marcel Lesche (NOR)

Rank	No	Name	NOC Code	1st Race				2nd Race				Total				
				Pair	Lane	Time	Gap	Note	Rank	Pair	Lane	Time	Gap	Note		
1	77	ZHUROVA Svetlana	RUS	8	O	38.23	0.00	1	15	I	38.34	0.07	2	<b>76.57</b>	0.00	
2	65	WANG Manli	CHN	13	I	38.31	0.08	2	15	O	38.47	0.20	5	<b>76.78</b>	0.21	
3	45	REN Hui	CHN	10	O	38.60	0.37	4	13	I	38.27	0.00	1	<b>76.87</b>	0.30	
4	36	OKAZAKI Tomomi	JPN	14	O	38.46	0.23	3	14	I	38.46	0.19	4	<b>76.92</b>	0.35	
5	26	LEE Sang Hwa	KOR	11	I	38.69	0.46	6	14	O	38.35	0.08	3	<b>77.04</b>	0.47	
6	70	WOLF Jenny	GER	8	I	38.70	0.47	7	13	O	38.55	0.28	6	<b>77.25</b>	0.68	
7	63	WANG Beixing	CHN	12	O	38.71	0.48	8	11	I	38.56	0.29	7	<b>77.27</b>	0.70	
8	39	OSUGA Sayuri	JPN	12	I	38.74	0.51	9	12	O	38.65	0.38	8	<b>77.39</b>	0.82	
9	74	YOSHII Sayuri	JPN	13	O	38.68	0.45	5	12	I	38.75	0.48	11	<b>77.43</b>	0.86	
10	53	SIMIONATO Chiara	ITA	15	I	39.02	0.79	11	11	O	38.66	0.39	9	<b>77.68</b>	1.11	
11	46	RODRIGUEZ Jennifer	USA	15	O	38.97	0.74	10	10	I	38.73	0.46	10	<b>77.70</b>	1.13	
12	10	GERRITSEN Annette	NED	7	I	39.12	0.89	12	10	O	38.97	0.70	12	<b>78.09</b>	1.52	
13	72	XING Aihua	CHN	11	O	39.20	0.97	13	9	I	39.15	0.88	13	<b>78.35</b>	1.78	
14	59	van der STAR Sanne	NED	5	I	39.26	1.03	14	9	O	39.33	1.06	15	<b>78.59</b>	2.02	
15	66	WATANABE Yukari	JPN	10	I	39.46	1.23	17	7	O	39.19	0.92	14	<b>78.65</b>	2.08	
16	44	REMPEL Shannon	CAN	14	I	39.42	1.19	=15	8	O	39.43	1.16	19	<b>78.85</b>	2.28	
17	50	SANNES Amy	USA	1	O	39.42	1.19	=15	8	I	39.47	1.20	20	<b>78.89</b>	2.32	
18	6	CHOI Seung-Yong	KOR	9	O	39.65	1.42	21	5	I	39.37	1.10	16	<b>79.02</b>	2.45	
19	14	HESSE Judith	GER	7	O	39.64	1.41	20	6	I	39.39	1.12	17	<b>79.03</b>	2.46	
20	19	KIM You Lim	KOR	4	O	39.57	1.34	18	7	I	39.68	1.41	24	<b>79.25</b>	2.68	
21	54	SIMPSON Kerry	CAN	5	O	39.69	1.46	22	4	I	39.65	1.38	=22	<b>79.34</b>	2.77	
22	30	MYERS Krisy	CAN	2	O	39.83	1.60	=23	3	I	39.60	1.33	21	<b>79.43</b>	2.86	
23	35	OCHOWICZ Elli	USA	6	I	39.83	1.60	=23	5	O	39.65	1.38	=22	<b>79.48</b>	2.91	
24	78	ZOELLNER Pamela	GER	6	O	40.16	1.93	27	2	I	39.40	1.13	18	<b>79.56</b>	2.99	
25	24	LEE Bo Ra	KOR	2	I	40.01	1.78	=25	4	O	39.72	1.45	25	<b>79.73</b>	3.16	
26	67	WEGER Kim	CAN	4	I	40.01	1.78	=25	3	O	39.98	1.71	27	<b>79.99</b>	3.42	
27	42	RADKEVICH Svetlana	BLR	3	I	40.45	2.22	29	2	O	39.91	1.64	26	<b>80.36</b>	3.79	
28	68	WITTY Chris	USA	3	O	40.23	2.00	28	1	I	40.46	2.19	28	<b>80.69</b>	4.12	
29	31	NEMAYA Yulia	RUS	1	I	39.63	1.40	19	6	O	72.76	34.49	F	29	<b>112.39</b>	35.82
	57	TIMMER Marianne	NED	9	I	DQ		(a)								

Referee:



**IMMERFALL Dan (USA)**

**NOTES**

a: Second false start of the pair/heat (Rule 250.5)

**LEGEND**

<b>DQ</b>	Disqualified	<b>I</b>	Inner lane	<b>F</b>	Fell
<b>No</b>	Start number	<b>O</b>	Outer lane	<b>OR</b>	Olympic record
<b>WR</b>	World record				
<b>=</b>	Equal sign indicates that two or more skaters share the same rank				


**DISTANCE ANALYSIS IN PAIRS / ANALYSE DE LA DISTANCE PAR PAIRE**

OVAL LINGOTTO TUE 14 FEB 2006 / MAR 14 FEV 2006 START TIME / DEBUT 17:59

<b>WR 500m</b>	<b>37.22</b>	LEMAY DOAN Catriona (CAN)	9 DEC 2001	Calgary (CAN)
<b>OR 500m</b>	<b>37.30</b>	LEMAY DOAN Catriona (CAN)	12 FEB 2002	Salt Lake City, UT (USA)
WR 100m	10.21	Finish	37.22	
OR	10.22		37.30	

<b>WR 2 x 500m</b>	<b>74.72</b>	LEMAY DOAN Catriona (CAN)	9 MAR 2001	Salt Lake City, UT (USA)
<b>OR 2 x 500m</b>	<b>74.75</b>	LEMAY DOAN Catriona (CAN)	14 FEB 2002	Salt Lake City, UT (USA)
WR 1st	37.43	2nd	37.29	
OR	37.43		37.29	

Pair	Lane	No	Name	NOC Code	Note	Total Rank		
							Split Time	Lap Time
1	I	68	WITTY Chris	USA		28		80.69
							11.25	(11.25)
2	I	78	ZOELLNER Pamela	GER		24		79.56
							10.92	(10.92)
	O	42	RADKEVICH Svetlana	BLR		27		80.36
							10.92	(10.92)
3	I	30	MYERS Krisy	CAN		22		79.43
							10.83	(10.83)
	O	67	WEGER Kim	CAN		26		79.99
							10.84	(10.84)
4	I	54	SIMPSON Kerry	CAN		21		79.34
							10.96	(10.96)
	O	24	LEE Bo Ra	KOR		25		79.73
							10.96	(10.96)
5	I	6	CHOI Seung-Yong	KOR		18		79.02
							10.72	(10.72)
	O	35	OCHOWICZ Elli	USA		23		79.48
							11.09	(11.09)
6	I	14	HESE Judith	GER		19		79.03
							10.49	(10.49)
	O	31	NEMAYA Yulia	RUS		29		112.39
							10.86	(10.86)



## DISTANCE ANALYSIS IN PAIRS / ANALYSE DE LA DISTANCE PAR PAIRE

OVAL LINGOTTO TUE 14 FEB 2006 / MAR 14 FEV 2006 START TIME / DEBUT 17:59

Pair	Lane	No	Name	NOC Code	Note	Total Rank	Split Time	Lap Time	Split Time	Lap Time	Time 2nd Race	Rank 2nd Race
7	I	19	KIM You Lim	KOR		20					79.25	
							10.98	(10.98)	39.68	(28.70)	39.68	24
	O	66	WATANABE Yukari	JPN		15					78.65	
							10.67	(10.67)	39.19	(28.52)	39.19	14
8	I	50	SANNES Amy	USA		17					78.89	
							10.77	(10.77)	39.47	(28.70)	39.47	20
	O	44	REMPEL Shannon	CAN		16					78.85	
							10.84	(10.84)	39.43	(28.59)	39.43	19
9	I	72	XING Aihua	CHN		13					78.35	
							10.58	(10.58)	39.15	(28.57)	39.15	13
	O	59	van der STAR Sanne	NED		14					78.59	
							11.08	(11.08)	39.33	(28.25)	39.33	15
10	I	46	RODRIGUEZ Jennifer	USA		11					77.70	
							10.88	(10.88)	38.73	(27.85)	38.73	10
	O	10	GERRITSEN Annette	NED		12					78.09	
							10.60	(10.60)	38.97	(28.37)	38.97	12
11	I	63	WANG Beixing	CHN		7					77.27	
							10.56	(10.56)	38.56	(28.00)	38.56	7
	O	53	SIMIONATO Chiara	ITA		10					77.68	
							10.65	(10.65)	38.66	(28.01)	38.66	9
12	I	74	YOSHII Sayuri	JPN		9					77.43	
							10.54	(10.54)	38.75	(28.21)	38.75	11
	O	39	OSUGA Sayuri	JPN		8					77.39	
							10.54	(10.54)	38.65	(28.11)	38.65	8





**DISTANCE ANALYSIS IN PAIRS / ANALYSE DE LA DISTANCE PAR PAIRE**

OVAL LINGOTTO TUE 14 FEB 2006 / MAR 14 FEV 2006 START TIME / DEBUT 17:59

Pair	Lane	No	Name	NOC Code	Note	Total Rank	Split Time	Lap Time	Split Time	Lap Time	Time 2nd Race	Rank 2nd Race
13	I	45	REN Hui	CHN		3					76.87	
							10.67	(10.67)	38.27	(27.60)	38.27	1
	O	70	WOLF Jenny	GER		6					77.25	
							10.40	(10.40)	38.55	(28.15)	38.55	6
14	I	36	OKAZAKI Tomomi	JPN		4					76.92	
							10.41	(10.41)	38.46	(28.05)	38.46	4
	O	26	LEE Sang Hwa	KOR		5					77.04	
							10.33	(10.33)	38.35	(28.02)	38.35	3
15	I	77	ZHUROVA Svetlana	RUS		1					76.57	
							10.56	(10.56)	38.34	(27.78)	38.34	2
	O	65	WANG Manli	CHN		2					76.78	
							10.59	(10.59)	38.47	(27.88)	38.47	5

**LEGEND**

I Inner lane  
 O Outer lane  
 = Equal sign indicates that two or more skaters share the same rank  
 F OR Fell Olympic record  
 No WR Start number World record



## ICE AND CLIMATIC CONDITIONS / CONDITIONS CLIMATIQUES ET DE LA GLACE

OVAL LINGOTTO TUE 14 FEB 2006 / MAR 14 FEV 2006 START TIME / DEBUT 17:59 END TIME / TEMPS RÉALISÉ 19:18

	Session 1	
	Start	End
<b>Time</b>	17:55	18:56
<b>Pair number</b>	1	15
<b>Air Temperature</b>	16 °C / 61 °F	15.5 °C / 60 °F
<b>Ice Temperature</b>	-8.4 °C / 17 °F	-8.5 °C / 17 °F
<b>Humidity</b>	27%	27%
<b>Air Pressure</b>	1015 hPa	1015 hPa



## DISTANCE ANALYSIS IN HEATS / ANALYSE DE LA DISTANCE PAR SÉRIE

OVVAL LINGOTTO WED 15 FEB 2006 / MER 15 FEV 2006 START TIME / DEBUT 17:00

<b>WR</b> 2:56.04	GER - Germany	13 NOV 2005	Calgary (CAN)
-------------------	---------------	-------------	---------------

WR: Split 1	27.99	Split 2	32.25	Split 3	46.51	Split 4	1:00.75	Split 5	1:14.98
WR: Split 6	1:29.18	Split 7	1:43.38	Split 8	1:57.73	Split 9	2:12.18	Split 10	2:27.01
WR: Split 11	2:41.52	Finish	2:56.04						

Heat Number	Start Position	Team								Time	Note	Qualified (Rank)		
		Split Time	½ Lap Time	Split Time	½ Lap Time	Split Time	½ Lap Time	Split Time	½ Lap Time					
1	F	<b>USA - United States of America</b>								<b>3:07.83</b>		<b>Q(6)</b>		
		19.83	(19.83)	34.64	(14.81)	49.03	(14.39)	1:04.01	(14.98)				1:18.92	(14.91)
		1:34.23	(15.31)	1:49.50	(15.27)	2:05.12	(15.62)	2:20.87	(15.75)				2:36.32	(15.45)
	2:51.98	(15.66)	3:07.83	(15.85)										
C	<b>NOR - Norway</b>								<b>3:06.34</b>	<b>*OR</b>	<b>Q(2)</b>			
	19.20	(19.20)	33.51	(14.31)	48.13	(14.62)	1:03.14	(15.01)				1:18.57	(15.43)	
	1:33.90	(15.33)	1:49.47	(15.57)	2:04.60	(15.13)	2:19.82	(15.22)				2:35.07	(15.25)	
2:50.50	(15.43)	3:06.34	(15.84)											
2	F	<b>NED - Netherlands</b>								<b>3:06.67</b>		<b>Q(4)</b>		
		20.21	(20.21)	34.99	(14.78)	49.62	(14.63)	1:04.19	(14.57)				1:18.88	(14.69)
		1:33.57	(14.69)	1:48.79	(15.22)	2:03.74	(14.95)	2:18.77	(15.03)				2:34.25	(15.48)
	2:50.11	(15.86)	3:06.67	(16.56)										
C	<b>JPN - Japan</b>								<b>3:08.34</b>		<b>Q(7)</b>			
	19.17	(19.17)	33.83	(14.66)	48.35	(14.52)	1:03.35	(15.00)				1:18.67	(15.32)	
	1:34.30	(15.63)	1:49.86	(15.56)	2:05.78	(15.92)	2:21.53	(15.75)				2:36.98	(15.45)	
2:52.48	(15.50)	3:08.34	(15.86)											



## DISTANCE ANALYSIS IN HEATS / ANALYSE DE LA DISTANCE PAR SÉRIE

OVAL LINGOTTO WED 15 FEB 2006 / MER 15 FEV 2006 START TIME / DEBUT 17:00

Heat Number	Start Position	Team							Time	Note	Qualified (Rank)			
		Split Time	½ Lap Time	Split Time	½ Lap Time	Split Time	½ Lap Time	Split Time	½ Lap Time	Split Time	½ Lap Time			
3	F	<b>RUS - Russian Federation</b>							<b>3:03.19</b>	OR	Q(1)			
		18.87	(18.87)	33.37	(14.50)	47.75	(14.38)	1:02.54				(14.79)	1:17.52	(14.98)
		1:32.65	(15.13)	1:47.43	(14.78)	2:02.42	(14.99)	2:17.26				(14.84)	2:32.56	(15.30)
			2:47.89	(15.33)	3:03.19	(15.30)								
	C	<b>CHN - People's Republic of China</b>							<b>3:18.24</b>		Q(8)			
		25.36	(25.36)	41.47	(16.11)	57.62	(16.15)	1:13.10				(15.48)	1:28.49	(15.39)
		1:44.05	(15.56)	1:59.51	(15.46)	2:15.06	(15.55)	2:30.49				(15.43)	2:46.20	(15.71)
			3:02.15	(15.95)	3:18.24	(16.09)								
	4	F	<b>GER - Germany</b>							<b>3:07.07</b>		Q(5)		
18.81			(18.81)	33.32	(14.51)	48.00	(14.68)	1:03.10	(15.10)				1:18.30	(15.20)
1:33.72			(15.42)	1:49.05	(15.33)	2:04.82	(15.77)	2:20.59	(15.77)				2:36.33	(15.74)
			2:51.77	(15.44)	3:07.07	(15.30)								
C		<b>CAN - Canada</b>							<b>3:06.45</b>		Q(3)			
		19.68	(19.68)	34.12	(14.44)	48.88	(14.76)	1:03.93				(15.05)	1:19.31	(15.38)
		1:34.81	(15.50)	1:50.63	(15.82)	2:05.86	(15.23)	2:20.97				(15.11)	2:36.15	(15.18)
			2:51.28	(15.13)	3:06.45	(15.17)								

### NOTES

Please note that only one Olympic or world record can be set in a single round even if a pre-existing result is surpassed more than once in the same round.

### LEGEND

C Crossing straight  
WR World record  
\* Marks a record as of the time recorded that was later surpassed

F Finishing straight  
OR Olympic record



## ICE AND CLIMATIC CONDITIONS / CONDITIONS CLIMATIQUES ET DE LA GLACE

OVAL LINGOTTO WED 15 FEB 2006 / MER 15 FEV 2006 START TIME / DEBUT 17:00 END TIME / TEMPS RÉALISÉ 17:21

	Session 1	
	Start	End
<b>Time</b>	17:00	17:23
<b>Heat Number</b>	1	4
<b>Air Temperature</b>	14.7 °C / 59 °F	14.6 °C / 58 °F
<b>Ice Temperature</b>	-8.7 °C / 16 °F	-8.7 °C / 16 °F
<b>Humidity</b>	28%	29%
<b>Air Pressure</b>	1007 hPa	1006 hPa



## RESULTS / RÉSULTATS

OVAL LINGOTTO WED 15 FEB 2006 / MER 15 FEV 2006 START TIME / DEBUT 18:26

<b>WR</b>	<b>2:56.04</b>	GER - Germany	13 NOV 2005	Calgary (CAN)
<b>OR</b>	<b>3:03.19</b>	RUS - Russian Federation	15 FEB 2006	Torino (ITA)

### ISU Officials

Referee	IMMERFALL Dan (USA)
Assistant Referee	MERZ Franca (ITA)
Starter	TAKANO Junichi (JPN)

Heat Number	Rank	Team	Time	Qualified	Note
1	1	<b>CAN - Canada</b> GROVES Kristina KLASSEN Cindy NESBITT Christine	3:01.24	Q	OR
	2	<b>USA - United States of America</b> LAMB Maria RANEY Catherine RODRIGUEZ Jennifer	3:04.59	QC	
2	1	<b>JPN - Japan</b> ISHINO Eriko OTSU Hiromi TABATA Maki	WOT	Q	
	2	<b>NOR - Norway</b> BJELKEVIK Annette BJELKEVIK Hedvig HAUGLI Maren	LOT	QD	
3	1	<b>GER - Germany</b> ANSCHUETZ THOMS Daniela FRIESINGER Anni PECHSTEIN Claudia	3:01.52	Q	
	2	<b>NED - Netherlands</b> GROENEWOLD Renate van DEUTEKOM Paulien WUST Ireen	3:03.65	QC	
4	1	<b>RUS - Russian Federation</b> ABRAMOVA Yekaterina LIKHACHOVA Galina LOBYSHEVA Yekaterina	3:05.93	Q	
	2	<b>CHN - People's Republic of China</b> JI Jia WANG Fei ZHANG Xiaolei	3:08.29	QD	

Referee:



**IMMERFALL Dan (USA)**



## RESULTS / RÉSULTATS

OVAL LINGOTTO WED 15 FEB 2006 / MER 15 FEV 2006 START TIME / DEBUT 18:26

### NOTES

Winner of each heat qualifies for the semifinal. Two fastest losers qualify for final C, two slowest losers will skate in final D.  
 Ties are resolved by the ranking in the preliminaries.

Please note that only one Olympic or world record can be set in a single round even if a pre-existing result is surpassed more than once in the same round.

### LEGEND

<b>OR</b>	Olympic record	<b>Q</b>	Qualified for next round	<b>QC</b>	Qualified for final C
<b>QD</b>	Qualified for final D	<b>WOT</b>	Winner by overtaking the other team	<b>WR</b>	World record
<b>LOT</b>	Loser by being overtaken by the other team				



## DISTANCE ANALYSIS IN HEATS / ANALYSE DE LA DISTANCE PAR SÉRIE

OVAL LINGOTTO WED 15 FEB 2006 / MER 15 FEV 2006 START TIME / DEBUT 18:26

<b>WR</b> 2:56.04	GER - Germany	13 NOV 2005	Calgary (CAN)
<b>OR</b> 3:03.19	RUS - Russian Federation	15 FEB 2006	Torino (ITA)

WR: Split 1	27.99	Split 2	32.25	Split 3	46.51	Split 4	1:00.75	Split 5	1:14.98
OR:	18.87		33.37		47.75		1:02.54		1:17.52
WR: Split 6	1:29.18	Split 7	1:43.38	Split 8	1:57.73	Split 9	2:12.18	Split 10	2:27.01
OR:	1:32.65		1:47.43		2:02.42		2:17.26		2:32.56
WR: Split 11	2:41.52	Finish	2:56.04						
OR:	2:47.89		3:03.19						

Heat Number	Start Position	Team	Split Time		½ Lap Time		Split Time		½ Lap Time		Time	Note	Qualified	
			Split Time	½ Lap Time	Split Time	½ Lap Time	Split Time	½ Lap Time						
1	F	<b>CAN - Canada</b>									<b>3:01.24</b>	<b>OR</b>	<b>Q</b>	
		18.64	(18.64)	32.36	(13.72)	46.32	(13.96)	1:00.59	(14.27)	1:15.31	(14.72)			
		1:30.39	(15.08)	1:45.81	(15.42)	2:00.83	(15.02)	2:15.66	(14.83)	2:30.74	(15.08)			
			2:45.84	(15.10)	3:01.24	(15.40)								
	C	<b>USA - United States of America</b>										<b>3:04.59</b>		<b>QC</b>
		19.20	(19.20)	33.63	(14.43)	48.05	(14.42)	1:02.40	(14.35)	1:17.14	(14.74)			
1:31.93		(14.79)	1:47.04	(15.11)	2:02.00	(14.96)	2:17.32	(15.32)	2:32.63	(15.31)				
		2:48.46	(15.83)	3:04.59	(16.13)									
2	F	<b>NOR - Norway</b>										<b>LOT</b>	<b>QD</b>	
		19.20	(19.20)	33.66	(14.46)	47.94	(14.28)	1:02.29	(14.35)	1:16.98	(14.69)			
		1:31.86	(14.88)	1:47.09	(15.23)	2:02.35	(15.26)	2:20.71	(18.36)	3:02.41	(41.70)			
	C	<b>JPN - Japan</b>											<b>WOT</b>	<b>Q</b>
		19.19	(19.19)	33.81	(14.62)	48.55	(14.74)	1:03.59	(15.04)	1:18.50	(14.91)			
		1:33.82	(15.32)	1:49.09	(15.27)	2:04.23	(15.14)	2:19.84	(15.61)	2:36.10	(16.26)			
		2:54.41	(18.31)											





## DISTANCE ANALYSIS IN HEATS / ANALYSE DE LA DISTANCE PAR SÉRIE

OVAL LINGOTTO WED 15 FEB 2006 / MER 15 FEV 2006 START TIME / DEBUT 18:26

Heat Number	Start Position	Team							Time	Note	Qualified
		Split Time	½ Lap Time	Split Time	½ Lap Time	Split Time	½ Lap Time	Split Time	½ Lap Time	Split Time	½ Lap Time
3	F	<b>NED - Netherlands</b>							<b>3:03.65</b>		<b>QC</b>
		19.23	(19.23)	33.72	(14.49)	48.27	(14.55)	1:02.67	(14.40)	1:17.47	(14.80)
		1:31.96	(14.49)	1:46.77	(14.81)	2:01.82	(15.05)	2:17.23	(15.41)	2:32.97	(15.74)
	2:48.44	(15.47)	3:03.65	(15.21)							
	C	<b>GER - Germany</b>							<b>3:01.52</b>		<b>Q</b>
		18.38	(18.38)	32.54	(14.16)	46.78	(14.24)	1:01.26	(14.48)	1:16.02	(14.76)
1:30.72		(14.70)	1:45.65	(14.93)	2:00.55	(14.90)	2:15.63	(15.08)	2:30.97	(15.34)	
2:46.12	(15.15)	3:01.52	(15.40)								
4	F	<b>RUS - Russian Federation</b>							<b>3:05.93</b>		<b>Q</b>
		19.24	(19.24)	34.08	(14.84)	48.94	(14.86)	1:03.75	(14.81)	1:18.72	(14.97)
		1:33.84	(15.12)	1:49.14	(15.30)	2:04.44	(15.30)	2:19.98	(15.54)	2:35.10	(15.12)
	2:50.27	(15.17)	3:05.93	(15.66)							
	C	<b>CHN - People's Republic of China</b>							<b>3:08.29</b>		<b>QD</b>
		19.18	(19.18)	34.01	(14.83)	48.79	(14.78)	1:03.86	(15.07)	1:18.89	(15.03)
1:34.17		(15.28)	1:49.49	(15.32)	2:04.84	(15.35)	2:20.42	(15.58)	2:36.26	(15.84)	
2:52.38	(16.12)	3:08.29	(15.91)								

### NOTES

Please note that only one Olympic or world record can be set in a single round even if a pre-existing result is surpassed more than once in the same round.

### LEGEND

<b>C</b>	Crossing straight	<b>F</b>	Finishing straight	<b>OR</b>	Olympic record
<b>Q</b>	Qualified for next round	<b>QC</b>	Qualified for final C	<b>QD</b>	Qualified for final D
<b>WOT</b>	Winner by overtaking the other team	<b>WR</b>	World record		
<b>LOT</b>	Loser by being overtaken by the other team				



**ICE AND CLIMATIC CONDITIONS / CONDITIONS CLIMATIQUES ET DE LA GLACE**

OVAL LINGOTTO WED 15 FEB 2006 / MER 15 FEV 2006 START TIME / DEBUT 18:26 END TIME / TEMPS RÉALISÉ 18:31

	Session 1	
	Start	End
<b>Time</b>	18:26	18:47
<b>Heat Number</b>	1	4
<b>Air Temperature</b>	14.9 °C / 59 °F	14.7 °C / 59 °F
<b>Ice Temperature</b>	-8.6 °C / 17 °F	-8.7 °C / 16 °F
<b>Humidity</b>	29%	30%
<b>Air Pressure</b>	1006 hPa	1006 hPa

**LEGEND**

**WOT** Winner by overtaking the other team  
**LOT** Loser by being overtaken by the other team



## RESULTS / RÉSULTATS

OVAL LINGOTTO THU 16 FEB 2006 / JEU 16 FEV 2006 START TIME / DEBUT 17:00


<b>WR</b>	<b>2:56.04</b>	GER - Germany	13 NOV 2005	Calgary (CAN)
<b>OR</b>	<b>3:01.24</b>	CAN - Canada	15 FEB 2006	Torino (ITA)

### ISU Officials

Referee	IMMERFALL Dan (USA)
Assistant Referee	MERZ Franca (ITA)
Starter	TAKANO Junichi (JPN)

Heat Number	Rank	Team	Time	Qualified	Note
1	1	<b>CAN - Canada</b> GROVES Kristina HUGHES Clara KLASSEN Cindy	<b>3:02.13</b>	QA	
	2	<b>JPN - Japan</b> ISHINO Eriko NEMOTO Nami TABATA Maki	<b>3:05.95</b>	QB	
2	1	<b>GER - Germany</b> ANSCHUETZ THOMS Daniela FRIESINGER Anni PECHSTEIN Claudia	<b>3:02.72</b>	QA	
	2	<b>RUS - Russian Federation</b> BARYSHEVA Varvara LIKHACHOVA Galina VYSOKOVA Svetlana	<b>3:07.42</b>	QB	

Referee:



**IMMERFALL Dan (USA)**

### NOTES

Winner of each heat qualifies for final A. Losers skate in final B. Ties are resolved by the ranking in the preliminaries.

Please note that only one Olympic or world record can be set in a single round even if a pre-existing result is surpassed more than once in the same round.

<b>LEGEND</b>				
<b>OR</b>	Olympic record	<b>QA</b>	Qualified for final A	<b>QB</b>
<b>WR</b>	World record			Qualified for final B



## DISTANCE ANALYSIS IN HEATS / ANALYSE DE LA DISTANCE PAR SÉRIE

OVAL LINGOTTO THU 16 FEB 2006 / JEU 16 FEV 2006 START TIME / DEBUT 17:00

<b>WR</b> 2:56.04	GER - Germany	13 NOV 2005	Calgary (CAN)
<b>OR</b> 3:01.24	CAN - Canada	15 FEB 2006	Torino (ITA)

WR: Split 1	27.99	Split 2	32.25	Split 3	46.51	Split 4	1:00.75	Split 5	1:14.98
OR:	18.64		32.36		46.32		1:00.59		1:15.31
WR: Split 6	1:29.18	Split 7	1:43.38	Split 8	1:57.73	Split 9	2:12.18	Split 10	2:27.01
OR:	1:30.39		1:45.81		2:00.83		2:15.66		2:30.74
WR: Split 11	2:41.52	Finish	2:56.04						
OR:	2:45.84		3:01.24						

Heat Number	Start Position	Team	Split Time		½ Lap Time		Split Time		½ Lap Time		Note	Qualified		
			Split Time	½ Lap Time	Split Time	½ Lap Time	Split Time	½ Lap Time	Split Time	½ Lap Time				
1	F	<b>CAN - Canada</b>										<b>3:02.13</b>	<b>QA</b>	
		19.46	(19.46)	33.61	(14.15)	47.95	(14.34)	1:02.63	(14.68)	1:17.46	(14.83)			
		1:32.20	(14.74)	1:47.01	(14.81)	2:01.68	(14.67)	2:16.59	(14.91)	2:31.64	(15.05)			
	2:46.92	(15.28)	3:02.13	(15.21)										
	C	<b>JPN - Japan</b>											<b>3:05.95</b>	<b>QB</b>
		18.79	(18.79)	33.02	(14.23)	47.14	(14.12)	1:01.70	(14.56)	1:16.48	(14.78)			
1:31.75		(15.27)	1:47.04	(15.29)	2:02.27	(15.23)	2:17.86	(15.59)	2:33.97	(16.11)				
2:49.94	(15.97)	3:05.95	(16.01)											
2	F	<b>RUS - Russian Federation</b>										<b>3:07.42</b>	<b>QB</b>	
		19.09	(19.09)	33.66	(14.57)	48.10	(14.44)	1:02.97	(14.87)	1:18.01	(15.04)			
		1:33.29	(15.28)	1:48.24	(14.95)	2:03.74	(15.50)	2:19.46	(15.72)	2:35.64	(16.18)			
	2:51.41	(15.77)	3:07.42	(16.01)										
	C	<b>GER - Germany</b>											<b>3:02.72</b>	<b>QA</b>
		18.59	(18.59)	33.08	(14.49)	47.66	(14.58)	1:02.29	(14.63)	1:16.70	(14.41)			
1:31.30		(14.60)	1:45.84	(14.54)	2:00.80	(14.96)	2:15.78	(14.98)	2:31.06	(15.28)				
2:46.58	(15.52)	3:02.72	(16.14)											

### NOTES

Please note that only one Olympic or world record can be set in a single round even if a pre-existing result is surpassed more than once in the same round.

### LEGEND

<b>C</b>	Crossing straight	<b>F</b>	Finishing straight	<b>OR</b>	Olympic record
<b>QA</b>	Qualified for final A	<b>QB</b>	Qualified for final B	<b>WOT</b>	Winner by overtaking the other team
<b>WR</b>	World record				
<b>LOT</b>	Loser by being overtaken by the other team				



## ICE AND CLIMATIC CONDITIONS / CONDITIONS CLIMATIQUES ET DE LA GLACE

OVAL LINGOTTO THU 16 FEB 2006 / JEU 16 FEV 2006 START TIME / DEBUT 17:00 END TIME / TEMPS RÉALISÉ 17:12

	Session 1	
	Start	End
<b>Time</b>	17:00	17:23
<b>Heat Number</b>	1	2
<b>Air Temperature</b>	15.4 °C / 60 °F	15.4 °C / 60 °F
<b>Ice Temperature</b>	-8.5 °C / 17 °F	-8.6 °C / 17 °F
<b>Humidity</b>	29%	30%
<b>Air Pressure</b>	992 hPa	993 hPa

**LEGEND**

**WOT** Winner by overtaking the other team  
**LOT** Loser by being overtaken by the other team



## RESULTS / RÉSULTATS

OVAL LINGOTTO THU 16 FEB 2006 / JEU 16 FEV 2006 START TIME / DEBUT 17:46

<b>WR</b>	<b>2:56.04</b>	GER - Germany	13 NOV 2005	Calgary (CAN)
<b>OR</b>	<b>3:01.24</b>	CAN - Canada	15 FEB 2006	Torino (ITA)

### ISU Officials

Referee	IMMERFALL Dan (USA)
Assistant Referee	MERZ Franca (ITA)
Starter	TAKANO Junichi (JPN)

Heat Number	Rank	Team	Time	Overall rank	Note
1	1	<b>NOR - Norway</b> BJELKEVIK Annette BJELKEVIK Hedvig HAUGLI Maren	3:06.20	7	
	2	<b>CHN - People's Republic of China</b> JI Jia WANG Fei ZHANG Xiaolei	3:06.91	8	

Referee:



**IMMERFALL Dan (USA)**

### NOTES

Please note that only one Olympic or world record can be set in a single round even if a pre-existing result is surpassed more than once in the same round.

### LEGEND

**OR** Olympic record      **WR** World record



## DISTANCE ANALYSIS IN HEATS / ANALYSE DE LA DISTANCE PAR SÉRIE

OVAL LINGOTTO THU 16 FEB 2006 / JEU 16 FEV 2006 START TIME / DEBUT 17:46

<b>WR</b> 2:56.04	GER - Germany	13 NOV 2005	Calgary (CAN)
<b>OR</b> 3:01.24	CAN - Canada	15 FEB 2006	Torino (ITA)

WR: Split 1	27.99	Split 2	32.25	Split 3	46.51	Split 4	1:00.75	Split 5	1:14.98
OR:	18.64		32.36		46.32		1:00.59		1:15.31
WR: Split 6	1:29.18	Split 7	1:43.38	Split 8	1:57.73	Split 9	2:12.18	Split 10	2:27.01
OR:	1:30.39		1:45.81		2:00.83		2:15.66		2:30.74
WR: Split 11	2:41.52	Finish	2:56.04						
OR:	2:45.84		3:01.24						

Heat Number	Start Position	Team	Time						Note	Qualified (Rank)	
			Split Time	½ Lap Time	Split Time	½ Lap Time	Split Time	½ Lap Time			
1	F	<b>CHN - People's Republic of China</b>							<b>3:06.91</b>		<b>(8)</b>
		18.97	(18.97)	33.93	(14.96)	48.84	(14.91)	1:03.97	(15.13)	1:19.04	(15.07)
		1:34.33	(15.29)	1:49.44	(15.11)	2:04.81	(15.37)	2:20.47	(15.66)	2:36.36	(15.89)
		2:51.72	(15.36)	3:06.91	(15.19)						
C	NOR - Norway								<b>3:06.20</b>		<b>(7)</b>
		19.32	(19.32)	33.79	(14.47)	48.06	(14.27)	1:02.48	(14.42)	1:17.31	(14.83)
		1:32.34	(15.03)	1:47.68	(15.34)	2:02.99	(15.31)	2:18.70	(15.71)	2:34.58	(15.88)
		2:50.30	(15.72)	3:06.20	(15.90)						

### NOTES

Please note that only one Olympic or world record can be set in a single round even if a pre-existing result is surpassed more than once in the same round.

### LEGEND

**C** Crossing straight      **F** Finishing straight      **OR** Olympic record  
**WR** World record



## RESULTS / RÉSULTATS

OVAL LINGOTTO THU 16 FEB 2006 / JEU 16 FEV 2006 START TIME / DEBUT 17:52


<b>WR</b>	<b>2:56.04</b>	GER - Germany	13 NOV 2005	Calgary (CAN)
<b>OR</b>	<b>3:01.24</b>	CAN - Canada	15 FEB 2006	Torino (ITA)

### ISU Officials

Referee	IMMERFALL Dan (USA)
Assistant Referee	MERZ Franca (ITA)
Starter	TAKANO Junichi (JPN)

Heat Number	Rank	Team	Time	Overall rank	Note
1	1	<b>USA - United States of America</b> CROWLEY Margaret LAMB Maria RANEY Catherine	<b>3:04.22</b>	5	
	2	<b>NED - Netherlands</b> SMIT Gretha van DEUTEKOM Paulien WUST Ireen	<b>3:05.62</b>	6	

Referee:



**IMMERFALL Dan (USA)**

### NOTES

Please note that only one Olympic or world record can be set in a single round even if a pre-existing result is surpassed more than once in the same round.

### LEGEND

**OR** Olympic record      **WR** World record





## DISTANCE ANALYSIS IN HEATS / ANALYSE DE LA DISTANCE PAR SÉRIE

OVAL LINGOTTO THU 16 FEB 2006 / JEU 16 FEV 2006 START TIME / DEBUT 17:52

<b>WR</b> 2:56.04	GER - Germany	13 NOV 2005	Calgary (CAN)
<b>OR</b> 3:01.24	CAN - Canada	15 FEB 2006	Torino (ITA)

WR: Split 1	27.99	Split 2	32.25	Split 3	46.51	Split 4	1:00.75	Split 5	1:14.98
OR:	18.64		32.36		46.32		1:00.59		1:15.31
WR: Split 6	1:29.18	Split 7	1:43.38	Split 8	1:57.73	Split 9	2:12.18	Split 10	2:27.01
OR:	1:30.39		1:45.81		2:00.83		2:15.66		2:30.74
WR: Split 11	2:41.52	Finish	2:56.04						
OR:	2:45.84		3:01.24						

Heat Number	Start Position	Team	Time						Note	Qualified (Rank)		
			Split Time	½ Lap Time	Split Time	½ Lap Time	Split Time	½ Lap Time				
1	F	<b>NED - Netherlands</b>							<b>3:05.62</b>		<b>(6)</b>	
			20.38	(20.38)	35.07	(14.69)	49.81	(14.74)	1:04.02	(14.21)	1:18.75	(14.73)
			1:33.60	(14.85)	1:48.89	(15.29)	2:04.11	(15.22)	2:19.39	(15.28)	2:34.87	(15.48)
			2:50.18	(15.31)	3:05.62	(15.44)						
C		<b>USA - United States of America</b>							<b>3:04.22</b>		<b>(5)</b>	
			19.56	(19.56)	34.20	(14.64)	48.86	(14.66)	1:03.59	(14.73)	1:18.68	(15.09)
			1:33.50	(14.82)	1:48.52	(15.02)	2:03.43	(14.91)	2:18.62	(15.19)	2:33.90	(15.28)
			2:49.09	(15.19)	3:04.22	(15.13)						

### NOTES

Please note that only one Olympic or world record can be set in a single round even if a pre-existing result is surpassed more than once in the same round.

### LEGEND

**C** Crossing straight      **F** Finishing straight      **OR** Olympic record  
**WR** World record



## RESULTS / RÉSULTATS

OVAL LINGOTTO THU 16 FEB 2006 / JEU 16 FEV 2006 START TIME / DEBUT 18:32

<b>WR</b>	<b>2:56.04</b>	GER - Germany	13 NOV 2005	Calgary (CAN)
<b>OR</b>	<b>3:01.24</b>	CAN - Canada	15 FEB 2006	Torino (ITA)

### ISU Officials

Referee	IMMERFALL Dan (USA)
Assistant Referee	MERZ Franca (ITA)
Starter	TAKANO Junichi (JPN)

Heat Number	Rank	Team	Time	Overall rank	Note
1	1	<b>RUS - Russian Federation</b> ABRAMOVA Yekaterina LOBYSHEVA Yekaterina VYSOKOVA Svetlana	WOT	3	
	2	<b>JPN - Japan</b> ISHINO Eriko OTSU Hiromi TABATA Maki	LOT	4	

Referee:



**IMMERFALL Dan (USA)**

### NOTES

Please note that only one Olympic or world record can be set in a single round even if a pre-existing result is surpassed more than once in the same round.

### LEGEND

<b>OR</b>	Olympic record	<b>WOT</b>	Winner by overtaking the other team	<b>WR</b>	World record
<b>LOT</b>	Loser by being overtaken by the other team				



## DISTANCE ANALYSIS IN HEATS / ANALYSE DE LA DISTANCE PAR SÉRIE

OVAL LINGOTTO THU 16 FEB 2006 / JEU 16 FEV 2006 START TIME / DEBUT 18:32

<b>WR</b> 2:56.04	GER - Germany	13 NOV 2005	Calgary (CAN)
<b>OR</b> 3:01.24	CAN - Canada	15 FEB 2006	Torino (ITA)

WR: Split 1	27.99	Split 2	32.25	Split 3	46.51	Split 4	1:00.75	Split 5	1:14.98
OR:	18.64		32.36		46.32		1:00.59		1:15.31
WR: Split 6	1:29.18	Split 7	1:43.38	Split 8	1:57.73	Split 9	2:12.18	Split 10	2:27.01
OR:	1:30.39		1:45.81		2:00.83		2:15.66		2:30.74
WR: Split 11	2:41.52	Finish	2:56.04						
OR:	2:45.84		3:01.24						

Heat Number	Start Position	Team	Time						Note	Qualified (Rank)	
			Split Time	½ Lap Time	Split Time	½ Lap Time	Split Time	½ Lap Time			
1	F	<b>RUS - Russian Federation</b>							<b>WOT</b>	<b>(3)</b>	
		18.98	(18.98)	33.60	(14.62)	48.16	(14.56)	1:02.61	(14.45)	1:17.30	(14.69)
		1:32.17	(14.87)	1:47.38	(15.21)	2:02.46	(15.08)	2:18.10	(15.64)		
	C	<b>JPN - Japan</b>							<b>LOT</b>	<b>(4)</b>	
		18.87	(18.87)	33.14	(14.27)	47.20	(14.06)	1:01.61	(14.41)	1:16.34	(14.73)
		1:31.51	(15.17)	1:46.96	(15.45)						

### NOTES

Please note that only one Olympic or world record can be set in a single round even if a pre-existing result is surpassed more than once in the same round.

### LEGEND

<b>C</b>	Crossing straight	<b>F</b>	Finishing straight	<b>OR</b>	Olympic record
<b>WOT</b>	Winner by overtaking the other team	<b>WR</b>	World record		
<b>LOT</b>	Loser by being overtaken by the other team				



## RESULTS / RÉSULTATS

OVAL LINGOTTO THU 16 FEB 2006 / JEU 16 FEV 2006 START TIME / DEBUT 18:38

<b>WR</b>	<b>2:56.04</b>	GER - Germany	13 NOV 2005	Calgary (CAN)
<b>OR</b>	<b>3:01.24</b>	CAN - Canada	15 FEB 2006	Torino (ITA)

### ISU Officials

Referee	IMMERFALL Dan (USA)
Assistant Referee	MERZ Franca (ITA)
Starter	TAKANO Junichi (JPN)

Heat Number	Rank	Team	Time	Overall rank	Note
1	1	<b>GER - Germany</b> ANSCHUETZ THOMS Daniela FRIESINGER Anni PECHSTEIN Claudia	3:01.25	1	
	2	<b>CAN - Canada</b> GROVES Kristina HUGHES Clara NESBITT Christine	3:02.91	2	

Referee:



**IMMERFALL Dan (USA)**

### NOTES

Please note that only one Olympic or world record can be set in a single round even if a pre-existing result is surpassed more than once in the same round.

### LEGEND

<b>OR</b>	Olympic record	<b>WOT</b>	Winner by overtaking the other team	<b>WR</b>	World record
<b>LOT</b>	Loser by being overtaken by the other team				



## DISTANCE ANALYSIS IN HEATS / ANALYSE DE LA DISTANCE PAR SÉRIE

OVAL LINGOTTO THU 16 FEB 2006 / JEU 16 FEV 2006 START TIME / DEBUT 18:38

<b>WR</b> 2:56.04	GER - Germany	13 NOV 2005	Calgary (CAN)
<b>OR</b> 3:01.24	CAN - Canada	15 FEB 2006	Torino (ITA)

WR: Split 1	27.99	Split 2	32.25	Split 3	46.51	Split 4	1:00.75	Split 5	1:14.98
OR:	18.64		32.36		46.32		1:00.59		1:15.31
WR: Split 6	1:29.18	Split 7	1:43.38	Split 8	1:57.73	Split 9	2:12.18	Split 10	2:27.01
OR:	1:30.39		1:45.81		2:00.83		2:15.66		2:30.74
WR: Split 11	2:41.52	Finish	2:56.04						
OR:	2:45.84		3:01.24						

Heat Number	Start Position	Team	Time			Note		Qualified (Rank)	
			Split Time	½ Lap Time	Split Time	½ Lap Time	Split Time	½ Lap Time	
1	F	<b>CAN - Canada</b>						<b>3:02.91</b>	<b>(2)</b>
		19.47 (19.47)	33.76 (14.29)	48.23 (14.47)	1:02.91 (14.68)	1:17.89 (14.98)			
		1:32.75 (14.86)	1:47.69 (14.94)	2:02.50 (14.81)	2:17.42 (14.92)	2:32.67 (15.25)			
	2:47.84 (15.17)	3:02.91 (15.07)							
C	<b>GER - Germany</b>						<b>3:01.25</b>	<b>(1)</b>	
	18.56 (18.56)	32.82 (14.26)	47.27 (14.45)	1:02.09 (14.82)	1:16.86 (14.77)				
	1:31.65 (14.79)	1:46.44 (14.79)	2:01.47 (15.03)	2:16.56 (15.09)	2:31.46 (14.90)				
		2:46.44 (14.98)	3:01.25 (14.81)						

### NOTES

Please note that only one Olympic or world record can be set in a single round even if a pre-existing result is surpassed more than once in the same round.

### LEGEND

<b>C</b>	Crossing straight	<b>F</b>	Finishing straight	<b>OR</b>	Olympic record
<b>WOT</b>	Winner by overtaking the other team	<b>WR</b>	World record		
<b>LOT</b>	Loser by being overtaken by the other team				



## FINAL CLASSIFICATION ANALYSIS / ANALYSE DU CLASSEMENT FINAL

OVAL LINGOTTO THU 16 FEB 2006 / JEU 16 FEV 2006

<b>WR</b>	<b>2:56.04</b>	GER - Germany	13 NOV 2005	Calgary (CAN)
<b>OR</b>	<b>3:01.24</b>	CAN - Canada	15 FEB 2006	Torino (ITA)

Rank	Team	Preliminaries (Rank)	Quarterfinals	Semifinals	Finals (Rank)
<b>1</b>	<b>GER - Germany</b>	<b>Q(5)</b>	<b>Q</b>	<b>QA</b>	<b>FA(1)</b>
	ANSCHUETZ THOMS Daniela	X	X	X	X
	FRIESINGER Anni		X	X	X
	OPITZ Lucille	X			
	PECHSTEIN Claudia		X	X	X
	VOELKER Sabine	X			
<b>2</b>	<b>CAN - Canada</b>	<b>Q(3)</b>	<b>Q</b>	<b>QA</b>	<b>FA(2)</b>
	GROVES Kristina	X	X	X	X
	HUGHES Clara	X		X	X
	KLASSEN Cindy		X	X	
	NESBITT Christine		X		X
	REMPEL Shannon	X			
<b>3</b>	<b>RUS - Russian Federation</b>	<b>Q(1)</b>	<b>Q</b>	<b>QB</b>	<b>FB(WOT)</b>
	ABRAMOVA Yekaterina	X	X		X
	BARYSHEVA Varvara	X		X	
	LIKHACHOVA Galina		X	X	
	LOBYSHEVA Yekaterina		X		X
	VYSOKOVA Svetlana	X		X	X
<b>4</b>	<b>JPN - Japan</b>	<b>Q(7)</b>	<b>Q</b>	<b>QB</b>	<b>FB(LOT)</b>
	ISHINO Eriko		X	X	X
	NEMOTO Nami	X		X	
	OTSU Hiromi	X	X		X
	TABATA Maki	X	X	X	X
<b>5</b>	<b>USA - United States of America</b>	<b>Q(6)</b>	<b>QC</b>		<b>FC(1)</b>
	CROWLEY Margaret	X			X
	LAMB Maria	X	X		X
	RANEY Catherine		X		X
	RODRIGUEZ Jennifer		X		
	SANNES Amy	X			
<b>6</b>	<b>NED - Netherlands</b>	<b>Q(4)</b>	<b>QC</b>		<b>FC(2)</b>
	GROENEWOLD Renate	X	X		
	KLEINSMAN Moniek	X			
	SMIT Gretha	X			X
	van DEUTEKOM Paulien		X		X
	WUST Ireen		X		X
<b>7</b>	<b>NOR - Norway</b>	<b>Q(2)</b>	<b>QD</b>		<b>FD(1)</b>
	BJELKEVIK Annette	X	X		X
	BJELKEVIK Hedvig	X	X		X
	HAUGLI Maren	X	X		X
<b>8</b>	<b>CHN - People's Republic of China</b>	<b>Q(8)</b>	<b>QD</b>		<b>FD(2)</b>
	JI Jia	X	X		X
	WANG Fei	X	X		X
	ZHANG Xiaolei	X	X		X

### NOTES

Rank (in brackets) represents the rank in the corresponding competition phase.

### LEGEND

<b>FA</b>	Final A	<b>FB</b>	Final B	<b>FC</b>	Final C
<b>FD</b>	Final D	<b>Q</b>	Qualified for next round	<b>QA</b>	Qualified for final A
<b>QB</b>	Qualified for final B	<b>QC</b>	Qualified for final C	<b>QD</b>	Qualified for final D
<b>WOT</b>	Winner by overtaking the other team				
<b>LOT</b>	Loser by being overtaken by the other team				



**ICE AND CLIMATIC CONDITIONS / CONDITIONS CLIMATIQUES ET DE LA GLACE**

OVAL LINGOTTO THU 16 FEB 2006 / JEU 16 FEV 2006 START TIME / DEBUT 18:38 END TIME / TEMPS RÉALISÉ 18:44

	Session 1	
	Start	End
<b>Time</b>	17:46	18:10
<b>Heat Number</b>	FD	FC
<b>Air Temperature</b>	15.6 °C / 60 °F	15.7 °C / 60 °F
<b>Ice Temperature</b>	-8.5 °C / 17 °F	-8.5 °C / 17 °F
<b>Humidity</b>	30%	30%
<b>Air Pressure</b>	992 hPa	992 hPa

	Session 2	
	Start	End
<b>Time</b>	18:32	19:02
<b>Heat Number</b>	FB	FA
<b>Air Temperature</b>	15.9 °C / 61 °F	16.5 °C / 62 °F
<b>Ice Temperature</b>	-8.5 °C / 17 °F	-8.5 °C / 17 °F
<b>Humidity</b>	30%	32%
<b>Air Pressure</b>	992 hPa	993 hPa

**LEGEND**

<b>FA</b>	Final A	<b>FB</b>	Final B	<b>FC</b>	Final C
<b>FD</b>	Final D	<b>WOT</b>	Winner by overtaking the other team		
<b>LOT</b>	Loser by being overtaken by the other team				



## DISTANCE ANALYSIS IN HEATS / ANALYSE DE LA DISTANCE PAR SÉRIE

OVAL LINGOTTO WED 15 FEB 2006 / MER 15 FEV 2006 START TIME / DEBUT 17:41

<b>WR</b> 3:39.69	CAN - Canada	12 NOV 2005	Calgary (CAN)
-------------------	--------------	-------------	---------------

WR: Split 1	17.95	Split 2	31.07	Split 3	44.10	Split 4	57.05	Split 5	1:10.27
WR: Split 6	1:23.55	Split 7	1:37.01	Split 8	1:50.37	Split 9	2:03.85	Split 10	2:17.18
WR: Split 11	2:30.66	Split 12	2:44.12	Split 13	2:57.81	Split 14	3:11.68	Split 15	3:25.73
WR: Finish	3:39.69								

Heat Number	Start Position	Team								Time	Note	Qualified (Rank)		
		Split Time	½ Lap Time	Split Time	½ Lap Time	Split Time	½ Lap Time	Split Time	½ Lap Time					
1	F	<b>JPN - Japan</b>								<b>4:03.83</b>		<b>Q(8)</b>		
		18.05	(18.05)	32.09	(14.04)	46.48	(14.39)	1:01.20	(14.72)				1:16.03	(14.83)
		1:30.71	(14.68)	1:45.49	(14.78)	2:00.58	(15.09)	2:15.97	(15.39)				2:31.30	(15.33)
		2:46.67	(15.37)	3:01.89	(15.22)	3:17.20	(15.31)	3:32.63	(15.43)				3:48.25	(15.62)
		4:03.83	(15.58)											
	C	<b>GER - Germany</b>								<b>3:49.59</b>	<b>*OR</b>	<b>Q(5)</b>		
		17.99	(17.99)	31.65	(13.66)	45.57	(13.92)	59.34	(13.77)				1:13.27	(13.93)
		1:26.97	(13.70)	1:40.69	(13.72)	1:54.60	(13.91)	2:08.64	(14.04)				2:22.93	(14.29)
		2:37.42	(14.49)	2:52.23	(14.81)	3:06.73	(14.50)	3:20.94	(14.21)				3:35.26	(14.32)
		3:49.59	(14.33)											
2	F	<b>USA - United States of America</b>								<b>3:51.32</b>		<b>Q(7)</b>		
		18.49	(18.49)	32.74	(14.25)	46.72	(13.98)	1:00.67	(13.95)				1:14.34	(13.67)
		1:28.18	(13.84)	1:42.10	(13.92)	1:56.30	(14.20)	2:10.37	(14.07)				2:24.70	(14.33)
		2:38.67	(13.97)	2:52.86	(14.19)	3:07.24	(14.38)	3:21.81	(14.57)				3:36.50	(14.69)
		3:51.32	(14.82)											
	C	<b>RUS - Russian Federation</b>								<b>3:49.75</b>		<b>Q(6)</b>		
		17.98	(17.98)	31.69	(13.71)	45.66	(13.97)	59.88	(14.22)				1:14.01	(14.13)
		1:28.07	(14.06)	1:42.01	(13.94)	1:56.10	(14.09)	2:10.21	(14.11)				2:24.53	(14.32)
		2:38.76	(14.23)	2:53.03	(14.27)	3:07.11	(14.08)	3:21.39	(14.28)				3:35.61	(14.22)
		3:49.75	(14.14)											





## DISTANCE ANALYSIS IN HEATS / ANALYSE DE LA DISTANCE PAR SÉRIE

OVAL LINGOTTO WED 15 FEB 2006 / MER 15 FEV 2006 START TIME / DEBUT 17:41

Heat Number	Start Position	Team							Time	Note	Qualified (Rank)	
		Split Time	½ Lap Time	Split Time	½ Lap Time	Split Time	½ Lap Time	Split Time	½ Lap Time	Split Time	½ Lap Time	
3	F	<b>NED - Netherlands</b>							<b>3:48.02</b>	<b>*OR</b>	<b>Q(3)</b>	
		17.83	(17.83)	31.41	(13.58)	45.24	(13.83)	59.24	(14.00)	1:13.38	(14.14)	
		1:27.40	(14.02)	1:41.55	(14.15)	1:55.44	(13.89)	2:09.51	(14.07)	2:23.50	(13.99)	
		2:37.58	(14.08)	2:51.57	(13.99)	3:05.79	(14.22)	3:19.83	(14.04)	3:33.86	(14.03)	
	3:48.02	(14.16)										
	C	<b>NOR - Norway</b>							<b>3:49.55</b>		<b>Q(4)</b>	
		18.82	(18.82)	32.42	(13.60)	46.11	(13.69)	59.97	(13.86)	1:13.80	(13.83)	
		1:27.76	(13.96)	1:41.96	(14.20)	1:56.25	(14.29)	2:10.83	(14.58)	2:25.03	(14.20)	
2:39.18		(14.15)	2:53.33	(14.15)	3:07.36	(14.03)	3:21.55	(14.19)	3:35.50	(13.95)		
3:49.55	(14.05)											
4	F	<b>CAN - Canada</b>							<b>3:47.37</b>	<b>OR</b>	<b>Q(1)</b>	
		17.94	(17.94)	31.53	(13.59)	45.22	(13.69)	58.64	(13.42)	1:12.12	(13.48)	
		1:25.82	(13.70)	1:39.45	(13.63)	1:53.24	(13.79)	2:07.21	(13.97)	2:21.26	(14.05)	
		2:35.69	(14.43)	2:49.89	(14.20)	3:04.11	(14.22)	3:18.44	(14.33)	3:32.90	(14.46)	
	3:47.37	(14.47)										
	C	<b>ITA - Italy</b>							<b>3:47.79</b>		<b>Q(2)</b>	
		18.03	(18.03)	31.53	(13.50)	45.16	(13.63)	59.13	(13.97)	1:13.21	(14.08)	
		1:27.50	(14.29)	1:41.50	(14.00)	1:55.63	(14.13)	2:09.34	(13.71)	2:23.44	(14.10)	
2:37.53		(14.09)	2:51.63	(14.10)	3:05.37	(13.74)	3:19.12	(13.75)	3:33.45	(14.33)		
3:47.79	(14.34)											

### NOTES

Please note that only one Olympic or world record can be set in a single round even if a pre-existing result is surpassed more than once in the same round.

### LEGEND

**C** Crossing straight      **F** Finishing straight      **OR** Olympic record  
**WR** World record  
**\*** Marks a record as of the time recorded that was later surpassed



## ICE AND CLIMATIC CONDITIONS / CONDITIONS CLIMATIQUES ET DE LA GLACE

OVAL LINGOTTO WED 15 FEB 2006 / MER 15 FEV 2006 START TIME / DEBUT 17:41 END TIME / TEMPS RÉALISÉ 18:06

	Session 1	
	Start	End
<b>Time</b>	17:41	18:06
<b>Heat Number</b>	1	4
<b>Air Temperature</b>	14.6 °C / 58 °F	14.6 °C / 58 °F
<b>Ice Temperature</b>	-8.6 °C / 17 °F	-8.7 °C / 16 °F
<b>Humidity</b>	29%	29%
<b>Air Pressure</b>	1006 hPa	1006 hPa



## RESULTS / RÉSULTATS

OVAL LINGOTTO WED 15 FEB 2006 / MER 15 FEV 2006 START TIME / DEBUT 19:07


<b>WR</b>	<b>3:39.69</b>	CAN - Canada	12 NOV 2005	Calgary (CAN)
<b>OR</b>	<b>3:47.37</b>	CAN - Canada	15 FEB 2006	Torino (ITA)

### ISU Officials

Referee	RAMTON Tore (NOR)
Assistant Referee	RIPPER Helmut (GER)
Starter	HEMMES Rob (NED)

Heat Number	Rank	Team	Time	Qualified	Note
1	1	<b>NED - Netherlands</b> KRAMER Sven VERHEIJEN Carl WENNEMARS Erben	3:44.65	Q	
	2	<b>RUS - Russian Federation</b> LALENKOV Yevgeny SHEPEL Dmitry SKOBREV Ivan	3:47.49	QC	
2	1	<b>ITA - Italy</b> ANESI Matteo FABRIS Enrico SANFRATELLO Ippolito	3:43.64	Q	OR
	2	<b>USA - United States of America</b> BOUTIETTE K C HEDRICK Chad LEVEILLE COX Charles Ryan	3:44.11	QC	
3	1	<b>NOR - Norway</b> BOKKO Havard ERVIK Eskil FLYGIND-LARSEN Mikael	3:47.81	Q	
	2	<b>GER - Germany</b> DALLMANN Joerg HEYTHAUSEN Stefan SCHNEIDER Tobias	3:49.68	QD	
4	1	<b>CAN - Canada</b> MORRISON Denny PARKER Jason WARSYLEWICZ Justin	3:52.01	Q	
	2	<b>JPN - Japan</b> MIYAZAKI Kesato SUGIMORI Teruhiro USHIYAMA Takahiro	3:53.88	QD	

Referee:



**RAMTON Tore (NOR)**



## RESULTS / RÉSULTATS

OVAL LINGOTTO WED 15 FEB 2006 / MER 15 FEV 2006 START TIME / DEBUT 19:07

### NOTES

Winner of each heat qualifies for the semifinal. Two fastest losers qualify for final C, two slowest losers will skate in final D.  
 Ties are resolved by the ranking in the preliminaries.

Please note that only one Olympic or world record can be set in a single round even if a pre-existing result is surpassed more than once in the same round.

### LEGEND

<b>OR</b>	Olympic record	<b>Q</b>	Qualified for next round	<b>QC</b>	Qualified for final C
<b>QD</b>	Qualified for final D	<b>WOT</b>	Winner by overtaking the other team	<b>WR</b>	World record
<b>LOT</b>	Loser by being overtaken by the other team				



## DISTANCE ANALYSIS IN HEATS / ANALYSE DE LA DISTANCE PAR SÉRIE

OVAL LINGOTTO WED 15 FEB 2006 / MER 15 FEV 2006 START TIME / DEBUT 19:07

<b>WR</b> 3:39.69	CAN - Canada	12 NOV 2005	Calgary (CAN)
<b>OR</b> 3:47.37	CAN - Canada	15 FEB 2006	Torino (ITA)

WR: Split 1	17.95	Split 2	31.07	Split 3	44.10	Split 4	57.05	Split 5	1:10.27
OR:	17.94		31.53		45.22		58.64		1:12.12
WR: Split 6	1:23.55	Split 7	1:37.01	Split 8	1:50.37	Split 9	2:03.85	Split 10	2:17.18
OR:	1:25.82		1:39.45		1:53.24		2:07.21		2:21.26
WR: Split 11	2:30.66	Split 12	2:44.12	Split 13	2:57.81	Split 14	3:11.68	Split 15	3:25.73
OR:	2:35.69		2:49.89		3:04.11		3:18.44		3:32.90
WR: Finish	3:39.69								
OR:	3:47.37								

Heat Number	Start Position	Team	Time						Note	Qualified	
			Split Time	½ Lap Time	Split Time	½ Lap Time	Split Time	½ Lap Time			
1	F	<b>NED - Netherlands</b>							<b>3:44.65</b>	<b>*OR</b>	<b>Q</b>
		17.60	(17.60)	30.89	(13.29)	44.22	(13.33)	57.25	(13.03)	1:10.79	(13.54)
		1:24.55	(13.76)	1:38.45	(13.90)	1:52.69	(14.24)	2:06.52	(13.83)	2:20.14	(13.62)
		2:33.98	(13.84)	2:47.79	(13.81)	3:01.71	(13.92)	3:16.03	(14.32)	3:30.22	(14.19)
			3:44.65	(14.43)							
	C	<b>RUS - Russian Federation</b>							<b>3:47.49</b>		<b>QC</b>
		17.30	(17.30)	31.03	(13.73)	44.51	(13.48)	58.18	(13.67)	1:11.73	(13.55)
		1:25.52	(13.79)	1:39.44	(13.92)	1:53.41	(13.97)	2:07.62	(14.21)	2:21.62	(14.00)
		2:35.76	(14.14)	2:49.74	(13.98)	3:03.78	(14.04)	3:18.10	(14.32)	3:32.63	(14.53)
			3:47.49	(14.86)							
2	F	<b>ITA - Italy</b>							<b>3:43.64</b>	<b>OR</b>	<b>Q</b>
		17.72	(17.72)	31.24	(13.52)	44.68	(13.44)	58.39	(13.71)	1:12.18	(13.79)
		1:26.03	(13.85)	1:39.60	(13.57)	1:53.38	(13.78)	2:06.84	(13.46)	2:20.62	(13.78)
		2:34.25	(13.63)	2:48.11	(13.86)	3:01.79	(13.68)	3:15.65	(13.86)	3:29.71	(14.06)
			3:43.64	(13.93)							
	C	<b>USA - United States of America</b>							<b>3:44.11</b>		<b>QC</b>
		17.87	(17.87)	31.10	(13.23)	44.51	(13.41)	58.20	(13.69)	1:12.04	(13.84)
		1:25.58	(13.54)	1:39.27	(13.69)	1:52.94	(13.67)	2:06.66	(13.72)	2:20.38	(13.72)
		2:34.30	(13.92)	2:48.30	(14.00)	3:02.28	(13.98)	3:16.02	(13.74)	3:29.96	(13.94)
			3:44.11	(14.15)							



## DISTANCE ANALYSIS IN HEATS / ANALYSE DE LA DISTANCE PAR SÉRIE

OVAL LINGOTTO WED 15 FEB 2006 / MER 15 FEV 2006 START TIME / DEBUT 19:07

Heat Number	Start Position	Team							Time	Note	Qualified
		Split Time	½ Lap Time	Split Time	½ Lap Time	Split Time	½ Lap Time	Split Time	½ Lap Time	Split Time	½ Lap Time
3	F	<b>NOR - Norway</b>							<b>3:47.81</b>		<b>Q</b>
		17.99	(17.99)	31.45	(13.46)	44.83	(13.38)	58.32	(13.49)	1:12.00	(13.68)
		1:25.73	(13.73)	1:39.82	(14.09)	1:53.99	(14.17)	2:08.26	(14.27)	2:22.15	(13.89)
		2:36.05	(13.90)	2:49.89	(13.84)	3:04.25	(14.36)	3:18.72	(14.47)	3:33.45	(14.73)
		3:47.81	(14.36)								
	C	<b>GER - Germany</b>							<b>3:49.68</b>		<b>QD</b>
		17.85	(17.85)	31.57	(13.72)	45.55	(13.98)	59.34	(13.79)	1:13.50	(14.16)
		1:27.34	(13.84)	1:41.25	(13.91)	1:55.27	(14.02)	2:09.14	(13.87)	2:23.30	(14.16)
		2:37.28	(13.98)	2:51.90	(14.62)	3:06.32	(14.42)	3:20.74	(14.42)	3:35.33	(14.59)
		3:49.68	(14.35)								
4	F	<b>CAN - Canada</b>							<b>3:52.01</b>		<b>Q</b>
		17.98	(17.98)	31.83	(13.85)	45.90	(14.07)	1:00.01	(14.11)	1:14.14	(14.13)
		1:28.42	(14.28)	1:42.45	(14.03)	1:56.21	(13.76)	2:10.36	(14.15)	2:24.72	(14.36)
		2:39.26	(14.54)	2:53.51	(14.25)	3:07.86	(14.35)	3:22.36	(14.50)	3:37.07	(14.71)
		3:52.01	(14.94)								
	C	<b>JPN - Japan</b>							<b>3:53.88</b>		<b>QD</b>
		17.97	(17.97)	31.84	(13.87)	45.59	(13.75)	59.50	(13.91)	1:13.84	(14.34)
		1:28.02	(14.18)	1:42.28	(14.26)	1:56.40	(14.12)	2:10.87	(14.47)	2:25.08	(14.21)
		2:39.42	(14.34)	2:54.09	(14.67)	3:09.03	(14.94)	3:24.10	(15.07)	3:38.81	(14.71)
		3:53.88	(15.07)								

### NOTES

Please note that only one Olympic or world record can be set in a single round even if a pre-existing result is surpassed more than once in the same round.

### LEGEND

<b>C</b>	Crossing straight	<b>F</b>	Finishing straight	<b>OR</b>	Olympic record
<b>Q</b>	Qualified for next round	<b>QC</b>	Qualified for final C	<b>QD</b>	Qualified for final D
<b>WOT</b>	Winner by overtaking the other team	<b>WR</b>	World record		
<b>LOT</b>	Loser by being overtaken by the other team				
*	Marks a record as of the time recorded that was later surpassed				



## ICE AND CLIMATIC CONDITIONS / CONDITIONS CLIMATIQUES ET DE LA GLACE

OVAL LINGOTTO WED 15 FEB 2006 / MER 15 FEV 2006 START TIME / DEBUT 19:07 END TIME / TEMPS RÉALISÉ 19:32

	Session 1	
	Start	End
<b>Time</b>	19:07	19:32
<b>Heat Number</b>	1	4
<b>Air Temperature</b>	14.9 °C / 59 °F	14.9 °C / 59 °F
<b>Ice Temperature</b>	-8.8 °C / 16 °F	-8.6 °C / 17 °F
<b>Humidity</b>	29%	30%
<b>Air Pressure</b>	1006 hPa	1006 hPa

**LEGEND**

**WOT** Winner by overtaking the other team  
**LOT** Loser by being overtaken by the other team



## RESULTS / RÉSULTATS

OVAL LINGOTTO THU 16 FEB 2006 / JEU 16 FEV 2006 START TIME / DEBUT 17:12

<b>WR</b>	<b>3:39.69</b>	CAN - Canada	12 NOV 2005	Calgary (CAN)
<b>OR</b>	<b>3:43.64</b>	ITA - Italy	15 FEB 2006	Torino (ITA)

### ISU Officials

Referee	RAMTON Tore (NOR)
Assistant Referee	RIPPER Helmut (GER)
Starter	HEMMES Rob (NED)

Heat Number	Rank	Team	Time	Qualified	Note
1	1	<b>ITA - Italy</b> ANESI Matteo FABRIS Enrico SANFRATELLO Ippolito	<b>WOT</b>	QA	
	2	<b>NED - Netherlands</b> KRAMER Sven VERHEIJEN Carl WENNEMARS Erben	<b>LOT</b>	QB	
2	1	<b>CAN - Canada</b> DANKERS Arne MORRISON Denny WARSYLEWICZ Justin	<b>3:44.91</b>	QA	
	2	<b>NOR - Norway</b> BOKKO Havard ERVIK Eskil GRODUM Oystein	<b>3:47.81</b>	QB	

Referee:

**RAMTON Tore (NOR)**

### NOTES

Winner of each heat qualifies for final A. Losers skate in final B. Ties are resolved by the ranking in the preliminaries.

Please note that only one Olympic or world record can be set in a single round even if a pre-existing result is surpassed more than once in the same round.

### LEGEND

<b>OR</b>	Olympic record	<b>QA</b>	Qualified for final A	<b>QB</b>	Qualified for final B
<b>WOT</b>	Winner by overtaking the other team	<b>WR</b>	World record		
<b>LOT</b>	Loser by being overtaken by the other team				





## DISTANCE ANALYSIS IN HEATS / ANALYSE DE LA DISTANCE PAR SÉRIE

OVAL LINGOTTO THU 16 FEB 2006 / JEU 16 FEV 2006 START TIME / DEBUT 17:12

<b>WR</b> 3:39.69	CAN - Canada	12 NOV 2005	Calgary (CAN)
<b>OR</b> 3:43.64	ITA - Italy	15 FEB 2006	Torino (ITA)

WR: Split 1	17.95	Split 2	31.07	Split 3	44.10	Split 4	57.05	Split 5	1:10.27
OR:	17.72		31.24		44.68		58.39		1:12.18
WR: Split 6	1:23.55	Split 7	1:37.01	Split 8	1:50.37	Split 9	2:03.85	Split 10	2:17.18
OR:	1:26.03		1:39.60		1:53.38		2:06.84		2:20.62
WR: Split 11	2:30.66	Split 12	2:44.12	Split 13	2:57.81	Split 14	3:11.68	Split 15	3:25.73
OR:	2:34.25		2:48.11		3:01.79		3:15.65		3:29.71
WR: Finish	3:39.69								
OR:	3:43.64								

Heat Number	Start Position	Team	Time						Note	Qualified				
			Split Time	½ Lap Time	Split Time	½ Lap Time	Split Time	½ Lap Time						
1	F	ITA - Italy							WOT	QA				
			17.74	(17.74)	31.07	(13.33)	44.38	(13.31)			57.93	(13.55)	1:11.62	(13.69)
			1:25.28	(13.66)	1:38.73	(13.45)	1:52.34	(13.61)			2:05.69	(13.35)	2:19.41	(13.72)
			2:33.16	(13.75)	2:47.21	(14.05)	3:02.38	(15.17)			3:18.40	(16.02)		
	C	NED - Netherlands							LOT	QB				
			17.63	(17.63)	30.84	(13.21)	44.03	(13.19)			56.99	(12.96)	1:10.31	(13.32)
			1:23.75	(13.44)	1:37.38	(13.63)	1:51.13	(13.75)			2:04.75	(13.62)	2:18.40	(13.65)
			3:12.57	(54.17)										
											3:44.91	QA		
			18.27	(18.27)	31.72	(13.45)	44.86	(13.14)					57.94	(13.08)
2	F	CAN - Canada	1:24.63	(13.48)	1:37.97	(13.34)	1:51.45	(13.48)	2:05.25	(13.80)	2:18.98	(13.73)		
			2:32.84	(13.86)	2:46.97	(14.13)	3:01.23	(14.26)	3:15.54	(14.31)	3:30.07	(14.53)		
			3:44.91	(14.84)										
									3:47.81	QB				
	C	NOR - Norway	18.71	(18.71)	32.41	(13.70)	45.81	(13.40)			59.49	(13.68)	1:13.30	(13.81)
			1:27.05	(13.75)	1:40.72	(13.67)	1:54.41	(13.69)	2:08.27	(13.86)	2:22.08	(13.81)		
			2:36.12	(14.04)	2:50.25	(14.13)	3:04.71	(14.46)	3:18.91	(14.20)	3:33.18	(14.27)		
			3:47.81	(14.63)										

### NOTES

Please note that only one Olympic or world record can be set in a single round even if a pre-existing result is surpassed more than once in the same round.

### LEGEND

<b>C</b>	Crossing straight	<b>F</b>	Finishing straight	<b>OR</b>	Olympic record
<b>QA</b>	Qualified for final A	<b>QB</b>	Qualified for final B	<b>WOT</b>	Winner by overtaking the other team
<b>WR</b>	World record				
<b>LOT</b>	Loser by being overtaken by the other team				



## ICE AND CLIMATIC CONDITIONS / CONDITIONS CLIMATIQUES ET DE LA GLACE

OVAL LINGOTTO THU 16 FEB 2006 / JEU 16 FEV 2006 START TIME / DEBUT 17:12 END TIME / TEMPS RÉALISÉ 17:19

	Session 1	
	Start	End
<b>Time</b>	17:00	17:23
<b>Heat Number</b>	1	2
<b>Air Temperature</b>	15.4 °C / 60 °F	15.4 °C / 60 °F
<b>Ice Temperature</b>	-8.5 °C / 17 °F	-8.6 °C / 17 °F
<b>Humidity</b>	29%	30%
<b>Air Pressure</b>	992 hPa	993 hPa

**LEGEND**

**WOT** Winner by overtaking the other team  
**LOT** Loser by being overtaken by the other team



## RESULTS / RÉSULTATS

OVAL LINGOTTO THU 16 FEB 2006 / JEU 16 FEV 2006 START TIME / DEBUT 17:58


<b>WR</b>	<b>3:39.69</b>	CAN - Canada	12 NOV 2005	Calgary (CAN)
<b>OR</b>	<b>3:43.64</b>	ITA - Italy	15 FEB 2006	Torino (ITA)

### ISU Officials

Referee	RAMTON Tore (NOR)
Assistant Referee	RIPPER Helmut (GER)
Starter	HEMMES Rob (NED)

Heat Number	Rank	Team	Time	Overall rank	Note
1	1	<b>GER - Germany</b> HEYTHAUSEN Stefan LEHMANN Robert SCHNEIDER Tobias	3:48.28	7	
	2	<b>JPN - Japan</b> MIYAZAKI Kesato SUGIMORI Teruhiro USHIYAMA Takahiro	3:50.37	8	

Referee:



**RAMTON Tore (NOR)**

### NOTES

Please note that only one Olympic or world record can be set in a single round even if a pre-existing result is surpassed more than once in the same round.

### LEGEND

**OR** Olympic record      **WR** World record



## DISTANCE ANALYSIS IN HEATS / ANALYSE DE LA DISTANCE PAR SÉRIE

OVAL LINGOTTO THU 16 FEB 2006 / JEU 16 FEV 2006 START TIME / DEBUT 17:58

<b>WR</b> 3:39.69	CAN - Canada	12 NOV 2005	Calgary (CAN)
<b>OR</b> 3:43.64	ITA - Italy	15 FEB 2006	Torino (ITA)

WR: Split 1	17.95	Split 2	31.07	Split 3	44.10	Split 4	57.05	Split 5	1:10.27
OR:	17.72		31.24		44.68		58.39		1:12.18
WR: Split 6	1:23.55	Split 7	1:37.01	Split 8	1:50.37	Split 9	2:03.85	Split 10	2:17.18
OR:	1:26.03		1:39.60		1:53.38		2:06.84		2:20.62
WR: Split 11	2:30.66	Split 12	2:44.12	Split 13	2:57.81	Split 14	3:11.68	Split 15	3:25.73
OR:	2:34.25		2:48.11		3:01.79		3:15.65		3:29.71
WR: Finish	3:39.69								
OR:	3:43.64								

Heat Number	Start Position	Team	Time						Note	Qualified (Rank)	
			Split Time	½ Lap Time	Split Time	½ Lap Time	Split Time	½ Lap Time			
1	F	<b>GER - Germany</b>	<b>3:48.28</b>							<b>(7)</b>	
		17.90	(17.90)	31.39	(13.49)	45.11	(13.72)	58.88	(13.77)	1:12.88	(14.00)
		1:26.70	(13.82)	1:40.56	(13.86)	1:54.55	(13.99)	2:08.43	(13.88)	2:22.67	(14.24)
		2:37.27	(14.60)	2:51.39	(14.12)	3:05.52	(14.13)	3:19.68	(14.16)	3:34.10	(14.42)
	3:48.28	(14.18)									
	C	<b>JPN - Japan</b>	<b>3:50.37</b>							<b>(8)</b>	
		17.92	(17.92)	31.65	(13.73)	45.45	(13.80)	59.44	(13.99)	1:13.73	(14.29)
		1:27.88	(14.15)	1:42.04	(14.16)	1:56.11	(14.07)	2:10.44	(14.33)	2:24.46	(14.02)
		2:38.71	(14.25)	2:53.15	(14.44)	3:07.70	(14.55)	3:22.05	(14.35)	3:36.22	(14.17)
	3:50.37	(14.15)									

### NOTES

Please note that only one Olympic or world record can be set in a single round even if a pre-existing result is surpassed more than once in the same round.

### LEGEND

**C** Crossing straight      **F** Finishing straight      **OR** Olympic record  
**WR** World record



## RESULTS / RÉSULTATS

OVAL LINGOTTO THU 16 FEB 2006 / JEU 16 FEV 2006 START TIME / DEBUT 18:05


<b>WR</b>	<b>3:39.69</b>	CAN - Canada	12 NOV 2005	Calgary (CAN)
<b>OR</b>	<b>3:43.64</b>	ITA - Italy	15 FEB 2006	Torino (ITA)

### ISU Officials

Referee	RAMTON Tore (NOR)
Assistant Referee	RIPPER Helmut (GER)
Starter	HEMMES Rob (NED)

Heat Number	Rank	Team	Time	Overall rank	Note
1	1	<b>RUS - Russian Federation</b> KIBALKO Aleksandr SHEPEL Dmitry SKOBREV Ivan	3:46.91	5	
	2	<b>USA - United States of America</b> BOUTIETTE K C LEVEILLE COX Charles Ryan MULL Clay	3:49.73	6	

Referee:



**RAMTON Tore (NOR)**

### NOTES

Please note that only one Olympic or world record can be set in a single round even if a pre-existing result is surpassed more than once in the same round.

### LEGEND

**OR** Olympic record      **WR** World record



## DISTANCE ANALYSIS IN HEATS / ANALYSE DE LA DISTANCE PAR SÉRIE

OVAL LINGOTTO THU 16 FEB 2006 / JEU 16 FEV 2006 START TIME / DEBUT 18:05

<b>WR</b> 3:39.69	CAN - Canada	12 NOV 2005	Calgary (CAN)
<b>OR</b> 3:43.64	ITA - Italy	15 FEB 2006	Torino (ITA)

WR: Split 1	17.95	Split 2	31.07	Split 3	44.10	Split 4	57.05	Split 5	1:10.27
OR:	17.72		31.24		44.68		58.39		1:12.18
WR: Split 6	1:23.55	Split 7	1:37.01	Split 8	1:50.37	Split 9	2:03.85	Split 10	2:17.18
OR:	1:26.03		1:39.60		1:53.38		2:06.84		2:20.62
WR: Split 11	2:30.66	Split 12	2:44.12	Split 13	2:57.81	Split 14	3:11.68	Split 15	3:25.73
OR:	2:34.25		2:48.11		3:01.79		3:15.65		3:29.71
WR: Finish	3:39.69								
OR:	3:43.64								

Heat Number	Start Position	Team	Time						Note	Qualified (Rank)	
			Split Time	½ Lap Time	Split Time	½ Lap Time	Split Time	½ Lap Time			
1	F	<b>USA - United States of America</b>	<b>3:49.73</b>							<b>(6)</b>	
		18.24	(18.24)	32.08	(13.84)	45.54	(13.46)	59.23	(13.69)	1:13.00	(13.77)
		1:27.09	(14.09)	1:41.18	(14.09)	1:55.39	(14.21)	2:09.28	(13.89)	2:23.25	(13.97)
		2:37.49	(14.24)	2:52.00	(14.51)	3:06.44	(14.44)	3:20.68	(14.24)	3:35.14	(14.46)
		3:49.73	(14.59)								
	C	<b>RUS - Russian Federation</b>	<b>3:46.91</b>							<b>(5)</b>	
		17.57	(17.57)	31.05	(13.48)	44.40	(13.35)	58.01	(13.61)	1:11.47	(13.46)
		1:25.21	(13.74)	1:38.80	(13.59)	1:52.65	(13.85)	2:06.56	(13.91)	2:20.74	(14.18)
		2:34.87	(14.13)	2:49.32	(14.45)	3:03.59	(14.27)	3:17.81	(14.22)	3:32.21	(14.40)
		3:46.91	(14.70)								

### NOTES

Please note that only one Olympic or world record can be set in a single round even if a pre-existing result is surpassed more than once in the same round.

### LEGEND

**C** Crossing straight      **F** Finishing straight      **OR** Olympic record  
**WR** World record



## RESULTS / RÉSULTATS

OVAL LINGOTTO THU 16 FEB 2006 / JEU 16 FEV 2006 START TIME / DEBUT 18:48


<b>WR</b>	<b>3:39.69</b>	CAN - Canada	12 NOV 2005	Calgary (CAN)
<b>OR</b>	<b>3:43.64</b>	ITA - Italy	15 FEB 2006	Torino (ITA)

### ISU Officials

Referee	RAMTON Tore (NOR)
Assistant Referee	RIPPER Helmut (GER)
Starter	HEMMES Rob (NED)

Heat Number	Rank	Team	Time	Overall rank	Note
1	1	<b>NED - Netherlands</b> KRAMER Sven TUITERT Mark VERHEIJEN Carl	3:44.53	3	
	2	<b>NOR - Norway</b> BOKKO Havard ERVIK Eskil FLYGIND-LARSEN Mikael	3:45.96	4	

Referee:



**RAMTON Tore (NOR)**

### NOTES

Please note that only one Olympic or world record can be set in a single round even if a pre-existing result is surpassed more than once in the same round.

### LEGEND

**OR** Olympic record      **WOT** Winner by overtaking the other team      **WR** World record  
**LOT** Loser by being overtaken by the other team



## DISTANCE ANALYSIS IN HEATS / ANALYSE DE LA DISTANCE PAR SÉRIE

OVAL LINGOTTO THU 16 FEB 2006 / JEU 16 FEV 2006 START TIME / DEBUT 18:48

<b>WR</b> 3:39.69	CAN - Canada	12 NOV 2005	Calgary (CAN)
<b>OR</b> 3:43.64	ITA - Italy	15 FEB 2006	Torino (ITA)

WR: Split 1	17.95	Split 2	31.07	Split 3	44.10	Split 4	57.05	Split 5	1:10.27
OR:	17.72		31.24		44.68		58.39		1:12.18
WR: Split 6	1:23.55	Split 7	1:37.01	Split 8	1:50.37	Split 9	2:03.85	Split 10	2:17.18
OR:	1:26.03		1:39.60		1:53.38		2:06.84		2:20.62
WR: Split 11	2:30.66	Split 12	2:44.12	Split 13	2:57.81	Split 14	3:11.68	Split 15	3:25.73
OR:	2:34.25		2:48.11		3:01.79		3:15.65		3:29.71
WR: Finish	3:39.69								
OR:	3:43.64								

Heat Number	Start Position	Team	Time						Note	Qualified (Rank)
			Split Time	½ Lap Time	Split Time	½ Lap Time	Split Time	½ Lap Time		
1	F	<b>NED - Netherlands</b>	<b>3:44.53</b>							<b>(3)</b>
		17.84 (17.84)	31.52 (13.68)	45.06 (13.54)	58.46 (13.40)	1:12.02 (13.56)				
		1:25.68 (13.66)	1:39.42 (13.74)	1:53.48 (14.06)	2:07.36 (13.88)	2:21.24 (13.88)				
		2:35.18 (13.94)	2:49.04 (13.86)	3:03.01 (13.97)	3:16.87 (13.86)	3:30.87 (14.00)				
		3:44.53 (13.66)								
	C	<b>NOR - Norway</b>	<b>3:45.96</b>							<b>(4)</b>
		17.98 (17.98)	31.22 (13.24)	44.45 (13.23)	57.88 (13.43)	1:11.22 (13.34)				
		1:24.76 (13.54)	1:38.68 (13.92)	1:52.53 (13.85)	2:06.49 (13.96)	2:20.68 (14.19)				
2:34.73 (14.05)		2:48.88 (14.15)	3:03.39 (14.51)	3:17.75 (14.36)	3:31.81 (14.06)					
	3:45.96 (14.15)									

### NOTES

Please note that only one Olympic or world record can be set in a single round even if a pre-existing result is surpassed more than once in the same round.

### LEGEND

<b>C</b>	Crossing straight	<b>F</b>	Finishing straight	<b>OR</b>	Olympic record
<b>WOT</b>	Winner by overtaking the other team	<b>WR</b>	World record		
<b>LOT</b>	Loser by being overtaken by the other team				





## RESULTS / RÉSULTATS

OVAL LINGOTTO THU 16 FEB 2006 / JEU 16 FEV 2006 START TIME / DEBUT 18:55

<b>WR</b>	<b>3:39.69</b>	CAN - Canada	12 NOV 2005	Calgary (CAN)
<b>OR</b>	<b>3:43.64</b>	ITA - Italy	15 FEB 2006	Torino (ITA)

### ISU Officials

Referee	RAMTON Tore (NOR)
Assistant Referee	RIPPER Helmut (GER)
Starter	HEMMES Rob (NED)

Heat Number	Rank	Team	Time	Overall rank	Note
1	1	<b>ITA - Italy</b> ANESI Matteo FABRIS Enrico SANFRATELLO Ippolito	3:44.46	1	
	2	<b>CAN - Canada</b> DANKERS Arne ELM Steven WARSYLEWICZ Justin	3:47.28	2	

Referee:



**RAMTON Tore (NOR)**

### NOTES

Please note that only one Olympic or world record can be set in a single round even if a pre-existing result is surpassed more than once in the same round.

### LEGEND

<b>OR</b>	Olympic record	<b>WOT</b>	Winner by overtaking the other team	<b>WR</b>	World record
<b>LOT</b>	Loser by being overtaken by the other team				



## DISTANCE ANALYSIS IN HEATS / ANALYSE DE LA DISTANCE PAR SÉRIE

OVAL LINGOTTO THU 16 FEB 2006 / JEU 16 FEV 2006 START TIME / DEBUT 18:55

<b>WR</b> 3:39.69	CAN - Canada	12 NOV 2005	Calgary (CAN)
<b>OR</b> 3:43.64	ITA - Italy	15 FEB 2006	Torino (ITA)

WR: Split 1	17.95	Split 2	31.07	Split 3	44.10	Split 4	57.05	Split 5	1:10.27
OR:	17.72		31.24		44.68		58.39		1:12.18
WR: Split 6	1:23.55	Split 7	1:37.01	Split 8	1:50.37	Split 9	2:03.85	Split 10	2:17.18
OR:	1:26.03		1:39.60		1:53.38		2:06.84		2:20.62
WR: Split 11	2:30.66	Split 12	2:44.12	Split 13	2:57.81	Split 14	3:11.68	Split 15	3:25.73
OR:	2:34.25		2:48.11		3:01.79		3:15.65		3:29.71
WR: Finish	3:39.69								
OR:	3:43.64								

Heat Number	Start Position	Team	Time						Note	Qualified (Rank)	
			Split Time	½ Lap Time	Split Time	½ Lap Time	Split Time	½ Lap Time			
1	F	<b>CAN - Canada</b>	<b>3:47.28</b>							<b>(2)</b>	
		18.20	(18.20)	31.96	(13.76)	45.56	(13.60)	58.86	(13.30)	1:12.22	(13.36)
		1:25.77	(13.55)	1:39.17	(13.40)	1:52.71	(13.54)	2:06.70	(13.99)	2:20.69	(13.99)
		2:34.91	(14.22)	2:49.38	(14.47)	3:03.67	(14.29)	3:18.02	(14.35)	3:32.71	(14.69)
		3:47.28	(14.57)								
	C	<b>ITA - Italy</b>	<b>3:44.46</b>							<b>(1)</b>	
		17.61	(17.61)	31.01	(13.40)	44.49	(13.48)	58.14	(13.65)	1:11.76	(13.62)
		1:25.35	(13.59)	1:38.87	(13.52)	1:52.60	(13.73)	2:05.99	(13.39)	2:19.86	(13.87)
		2:33.76	(13.90)	2:47.85	(14.09)	3:01.66	(13.81)	3:15.69	(14.03)	3:29.96	(14.27)
		3:44.46	(14.50)								

### NOTES

Please note that only one Olympic or world record can be set in a single round even if a pre-existing result is surpassed more than once in the same round.

### LEGEND

<b>C</b>	Crossing straight	<b>F</b>	Finishing straight	<b>OR</b>	Olympic record
<b>WOT</b>	Winner by overtaking the other team	<b>WR</b>	World record		
<b>LOT</b>	Loser by being overtaken by the other team				



## FINAL CLASSIFICATION ANALYSIS / ANALYSE DU CLASSEMENT FINAL

OVAL LINGOTTO THU 16 FEB 2006 / JEU 16 FEV 2006

<b>WR</b>	<b>3:39.69</b>	CAN - Canada	12 NOV 2005	Calgary (CAN)
<b>OR</b>	<b>3:43.64</b>	ITA - Italy	15 FEB 2006	Torino (ITA)

Rank	Team	Preliminaries (Rank)	Quarterfinals	Semifinals	Finals (Rank)
<b>1</b>	<b>ITA - Italy</b>	<b>Q(2)</b>	<b>Q</b>	<b>QA</b>	<b>FA(1)</b>
	ANESI Matteo		X	X	X
	DONAGRANDE Stefano	X			
	FABRIS Enrico	X	X	X	X
	SANFRATELLO Ippolito	X	X	X	X
<b>2</b>	<b>CAN - Canada</b>	<b>Q(1)</b>	<b>Q</b>	<b>QA</b>	<b>FA(2)</b>
	DANKERS Arne	X		X	X
	ELM Steven	X			X
	MORRISON Denny	X	X	X	
	PARKER Jason		X		
	WARSYLEWICZ Justin		X	X	X
<b>3</b>	<b>NED - Netherlands</b>	<b>Q(3)</b>	<b>Q</b>	<b>QB</b>	<b>FB(1)</b>
	KRAMER Sven		X	X	X
	RITSMA Rintje	X			
	TUITERT Mark	X			X
	VERHEIJEN Carl	X	X	X	X
	WENNEMARS Erben		X	X	
<b>4</b>	<b>NOR - Norway</b>	<b>Q(4)</b>	<b>Q</b>	<b>QB</b>	<b>FB(2)</b>
	BOKKO Havard		X	X	X
	ERVIK Eskil	X	X	X	X
	FLYGIND-LARSEN Mikael		X		X
	GRODUM Oystein	X		X	
	SAETRE Lasse	X			
<b>5</b>	<b>RUS - Russian Federation</b>	<b>Q(6)</b>	<b>QC</b>		<b>FC(1)</b>
	DETYSHEV Artyom	X			
	KIBALKO Aleksandr	X			X
	LALENKOV Yevgeny		X		
	SHEPEL Dmitry		X		X
	SKOBREV Ivan	X	X		X
<b>6</b>	<b>USA - United States of America</b>	<b>Q(7)</b>	<b>QC</b>		<b>FC(2)</b>
	BOUTIETTE K C		X		X
	HEDRICK Chad		X		
	LEVEILLE COX Charles Ryan	X	X		X
	MULL Clay	X			X
	PARRA Derek	X			
<b>7</b>	<b>GER - Germany</b>	<b>Q(5)</b>	<b>QD</b>		<b>FD(1)</b>
	DALLMANN Joerg		X		
	HEYTHAUSEN Stefan	X	X		X
	LEHMANN Robert	X			X
	SCHNEIDER Tobias	X	X		X
<b>8</b>	<b>JPN - Japan</b>	<b>Q(8)</b>	<b>QD</b>		<b>FD(2)</b>
	MIYAZAKI Kesato	X	X		X
	SUGIMORI Teruhiro	X	X		X
	USHIYAMA Takahiro	X	X		X

### NOTES

Rank (in brackets) represents the rank in the corresponding competition phase.

### LEGEND

<b>FA</b>	Final A	<b>FB</b>	Final B	<b>FC</b>	Final C
<b>FD</b>	Final D	<b>Q</b>	Qualified for next round	<b>QA</b>	Qualified for final A
<b>QB</b>	Qualified for final B	<b>QC</b>	Qualified for final C	<b>QD</b>	Qualified for final D
<b>WOT</b>	Winner by overtaking the other team				
<b>LOT</b>	Loser by being overtaken by the other team				



## ICE AND CLIMATIC CONDITIONS / CONDITIONS CLIMATIQUES ET DE LA GLACE

OVAL LINGOTTO THU 16 FEB 2006 / JEU 16 FEV 2006 START TIME / DEBUT 18:55 END TIME / TEMPS RÉALISÉ 19:02

	Session 1	
	Start	End
<b>Time</b>	17:46	18:10
<b>Heat Number</b>	FD	FC
<b>Air Temperature</b>	15.6 °C / 60 °F	15.7 °C / 60 °F
<b>Ice Temperature</b>	-8.5 °C / 17 °F	-8.5 °C / 17 °F
<b>Humidity</b>	30%	30%
<b>Air Pressure</b>	992 hPa	992 hPa

	Session 2	
	Start	End
<b>Time</b>	18:32	19:02
<b>Heat Number</b>	FB	FA
<b>Air Temperature</b>	15.9 °C / 61 °F	16.5 °C / 62 °F
<b>Ice Temperature</b>	-8.5 °C / 17 °F	-8.5 °C / 17 °F
<b>Humidity</b>	30%	32%
<b>Air Pressure</b>	992 hPa	993 hPa

**LEGEND**

<b>FA</b>	Final A	<b>FB</b>	Final B	<b>FC</b>	Final C
<b>FD</b>	Final D	<b>WOT</b>	Winner by overtaking the other team		
<b>LOT</b>	Loser by being overtaken by the other team				


**RESULTS / RÉSULTATS**

OVAL LINGOTTO SAT 18 FEB 2006 / SAM 18 FEV 2006 START TIME / DEBUT 17:00

<b>WR</b>	<b>1:07.03</b>	DAVIS Shani (USA)	20 NOV 2005	Salt Lake City, UT (USA)
<b>OR</b>	<b>1:07.18</b>	van VELDE Gerard (NED)	16 FEB 2002	Salt Lake City, UT (USA)

**ISU Officials**

Referee	RAMTON Tore (NOR)
Assistant Referee	RIPPER Helmut (GER)
Starter	HEMMES Rob (NED)

Rank	No	Name	NOC Code	Pair	Lane	Time	Gap	Note
1	118	DAVIS Shani	USA	19	I	1:08.89	0.00	
2	114	CHEEK Joey	USA	20	I	1:09.16	0.27	
3	188	WENNEMARS Erben	NED	21	I	1:09.32	0.43	
4	152	LEE Kyou-Hyuk	KOR	20	O	1:09.37	0.48	
5	109	BOS Jan	NED	21	O	1:09.42	0.53	
6	134	HEDRICK Chad	USA	4	I	1:09.45	0.56	
7	148	LALENKOV Yevgeny	RUS	16	I	1:09.46	0.57	
8	131	GROOTHUIS Stefan	NED	18	O	1:09.57	0.68	
9	126	FITZRANDOLPH Casey	USA	18	I	1:09.59	0.70	
10	122	DOROFYEV Dmitry	RUS	6	O	1:09.74	0.85	
11	190	WOTHERSPOON Jeremy	CAN	19	O	1:09.76	0.87	
12	165	NIJENHUIS Beorn	NED	9	O	1:09.85	0.96	
13	164	NIEDZWIEDZKI Konrad	POL	4	O	1:09.95	1.06	
14	127	FLYGIND-LARSEN Mikael	NOR	16	O	1:10.13	1.24	
15	169	PROSHIN Alexey	RUS	13	I	1:10.14	1.25	
16	171	ROBERGE Francois Olivier	CAN	7	I	1:10.20	1.31	
17	115	CHOI Jae-Bong	KOR	11	I	1:10.23	1.34	
18	102	ANDERSEN Petter	NOR	12	I	1:10.38	1.49	
19	160	MORRISON Denny	CAN	17	I	1:10.44	1.55	
20	136	IMAI Yusuke	JPN	15	I	1:10.48	1.59	
21	140	KIBALKO Aleksandr	RUS	15	O	1:10.50	1.61	
22	151	LEE Kang Seok	KOR	10	I	1:10.52	1.63	
23	189	WETTEN Even	NOR	14	O	1:10.57	1.68	
24	161	MUN Joon	KOR	17	O	1:10.66	1.77	
25	133	HANNINEN Janne	FIN	10	O	1:10.83	1.94	
26	168	POUTALA Mika	FIN	2	O	1:11.03	2.14	
27	163	NAKAJIMA Takaharu	JPN	14	I	1:11.10	2.21	
28	182	USHIYAMA Takahiro	JPN	3	I	1:11.21	2.32	
29	123	ELM Steven	CAN	12	O	1:11.36	2.47	
30	112	CARNINO Maurizio	ITA	8	O	1:11.44	2.55	
31	143	KOSKELA Pekka	FIN	1	I	1:11.45	2.56	
32	162	NAGASHIMA Keiichiro	JPN	11	O	1:11.78	2.89	
33	101	AN Weijiang	CHN	3	O	1:11.80	2.91	
34	192	YU Fengtong	CHN	13	O	1:11.90	3.01	
35	194	ZHANG Zhongqi	CHN	7	O	1:12.29	3.40	
36	195	ZHIGIN Aleksandr	KAZ	8	I	1:12.36	3.47	
37	173	ROSENDAHL Risto	FIN	9	I	1:12.60	3.71	
38	157	LU Zhuo	CHN	5	O	1:12.69	3.80	R
	183	USTYNOWICZ Maciej	POL	5	I	DQ		(k)



**RESULTS / RÉSULTATS**

OVAL LINGOTTO SAT 18 FEB 2006 / SAM 18 FEV 2006 START TIME / DEBUT 17:00

Rank	No	Name	NOC Code	Pair	Lane	Time	Gap	Note
	137	IORIATTI Ermanno	ITA	2	I	<b>DQ</b>		(k)
	193	ZACHRISSON Erik	SWE	6	I	<b>DQ</b>		(e)

Referee:

**RAMTON Tore (NOR)**

**NOTES**

**e:** Improper crossing (Rule 252.1)

**k:** Leaving lane, obstructing other skater (Rule 257.3 and Rule 270.1)

**LEGEND**

**DQ** Disqualified  
**O** Outer lane  
**WR** World record

**I** Inner lane  
**OR** Olympic record

**No** Start number  
**R** Reskate


**DISTANCE ANALYSIS IN PAIRS / ANALYSE DE LA DISTANCE PAR PAIRE**

OVAL LINGOTTO SAT 18 FEB 2006 / SAM 18 FEV 2006 START TIME / DEBUT 17:00

<b>WR</b> 1:07.03	DAVIS Shani (USA)	20 NOV 2005	Salt Lake City, UT (USA)
<b>OR</b> 1:07.18	van VELDE Gerard (NED)	16 FEB 2002	Salt Lake City, UT (USA)

WR 200m	16.78	600m	41.55	Finish	1:07.03	
OR	16.33		41.00		1:07.18	

Pair	Lane	No	Name				NOC Code	Time	Note	Rank
			Split Time	Lap Time	Split Time	Lap Time				
1	I	143	KOSKELA Pekka				FIN	1:11.45		31
			16.72	(16.72)	42.95	(26.23)				
2	I	137	IORIATTI Ermanno				ITA		DQ	
			16.57	(16.57)	42.18	(25.61)				
	O	168	POUTALA Mika				FIN	1:11.03		26
			16.67	(16.67)	42.31	(25.64)				
3	I	182	USHIYAMA Takahiro				JPN	1:11.21		28
			16.86	(16.86)	43.23	(26.37)				
	O	101	AN Weijiang				CHN	1:11.80		33
			16.60	(16.60)	42.92	(26.32)				
4	I	134	HEDRICK Chad				USA	1:09.45		6
			17.07	(17.07)	42.60	(25.53)				
	O	164	NIEDZWIEDZKI Konrad				POL	1:09.95		13
			16.94	(16.94)	42.99	(26.05)				
5	I	183	USTYNOWICZ Maciej				POL		DQ	
			16.78	(16.78)						
	O	157	LU Zhuo				CHN		DNF	
			16.72	(16.72)	1:42.14	(1:25.42)				
6	I	193	ZACHRISSON Erik				SWE		DQ	
			16.80	(16.80)	42.66	(25.86)				
	O	122	DOROFYEV Dmitry				RUS	1:09.74		10
			16.33	(16.33)	41.88	(25.55)				


**DISTANCE ANALYSIS IN PAIRS / ANALYSE DE LA DISTANCE PAR PAIRE**

OVAL LINGOTTO SAT 18 FEB 2006 / SAM 18 FEV 2006 START TIME / DEBUT 17:00

Pair	Lane	No	Name				NOC Code	Time	Note	Rank
			Split Time	Lap Time	Split Time	Lap Time				
7	I	171	ROBERGE Francois Olivier				CAN	1:10.20		16
		17.17	(17.17)	43.11	(25.94)	1:10.20	(27.09)			
	O	194	ZHANG Zhongqi				CHN	1:12.29		35
		16.81	(16.81)	43.20	(26.39)	1:12.29	(29.09)			
8	I	195	ZHIGIN Aleksandr				KAZ	1:12.36		36
		17.08	(17.08)	43.62	(26.54)	1:12.36	(28.74)			
	O	112	CARNINO Maurizio				ITA	1:11.44		30
		16.83	(16.83)	43.01	(26.18)	1:11.44	(28.43)			
9	I	173	ROSENDAHL Risto				FIN	1:12.60		37
		18.06	(18.06)	44.42	(26.36)	1:12.60	(28.18)			
	O	165	NIJENHUIS Beorn				NED	1:09.85		12
		16.77	(16.77)	42.24	(25.47)	1:09.85	(27.61)			
10	I	151	LEE Kang Seok				KOR	1:10.52		22
		16.39	(16.39)	42.33	(25.94)	1:10.52	(28.19)			
	O	133	HANNINEN Janne				FIN	1:10.83		25
		16.64	(16.64)	42.56	(25.92)	1:10.83	(28.27)			
11	I	115	CHOI Jae-Bong				KOR	1:10.23		17
		16.70	(16.70)	42.50	(25.80)	1:10.23	(27.73)			
	O	162	NAGASHIMA Keiichiro				JPN	1:11.78		32
		16.66	(16.66)	42.54	(25.88)	1:11.78	(29.24)			
12	I	102	ANDERSEN Petter				NOR	1:10.38		18
		16.90	(16.90)	42.69	(25.79)	1:10.38	(27.69)			
	O	123	ELM Steven				CAN	1:11.36		29
		17.38	(17.38)	43.66	(26.28)	1:11.36	(27.70)			




**DISTANCE ANALYSIS IN PAIRS / ANALYSE DE LA DISTANCE PAR PAIRE**

OVAL LINGOTTO SAT 18 FEB 2006 / SAM 18 FEV 2006 START TIME / DEBUT 17:00

Pair	Lane	No	Name				NOC Code	Time	Note	Rank
			Split Time	Lap Time	Split Time	Lap Time				
13	I	169	PROSHIN Alexey				RUS	1:10.14		15
			16.58	(16.58)	42.27	(25.69)	1:10.14	(27.87)		
	O	192	YU Fengtong				CHN	1:11.90		34
			16.53	(16.53)	42.87	(26.34)	1:11.90	(29.03)		
14	I	163	NAKAJIMA Takaharu				JPN	1:11.10		27
			17.16	(17.16)	43.01	(25.85)	1:11.10	(28.09)		
	O	189	WETTEN Even				NOR	1:10.57		23
			16.66	(16.66)	42.53	(25.87)	1:10.57	(28.04)		
15	I	136	IMAI Yusuke				JPN	1:10.48		20
			16.91	(16.91)	42.85	(25.94)	1:10.48	(27.63)		
	O	140	KIBALKO Aleksandr				RUS	1:10.50		21
			17.07	(17.07)	43.04	(25.97)	1:10.50	(27.46)		
16	I	148	LALENKOV Yevgeny				RUS	1:09.46		7
			16.90	(16.90)	42.47	(25.57)	1:09.46	(26.99)		
	O	127	FLYGIND-LARSEN Mikael				NOR	1:10.13		14
			17.16	(17.16)	42.87	(25.71)	1:10.13	(27.26)		
17	I	160	MORRISON Denny				CAN	1:10.44		19
			17.13	(17.13)	43.13	(26.00)	1:10.44	(27.31)		
	O	161	MUN Joon				KOR	1:10.66		24
			16.87	(16.87)	42.84	(25.97)	1:10.66	(27.82)		
18	I	126	FITZRANDOLPH Casey				USA	1:09.59		9
			16.58	(16.58)	41.91	(25.33)	1:09.59	(27.68)		
	O	131	GROOTHUIS Stefan				NED	1:09.57		8
			16.67	(16.67)	41.91	(25.24)	1:09.57	(27.66)		



**DISTANCE ANALYSIS IN PAIRS / ANALYSE DE LA DISTANCE PAR PAIRE**

OVAL LINGOTTO SAT 18 FEB 2006 / SAM 18 FEV 2006 START TIME / DEBUT 17:00

Pair	Lane	No	Name	Split Time		Lap Time		NOC Code	Time	Note	Rank
				Split Time	Lap Time	Split Time	Lap Time				
19	I	118	DAVIS Shani					USA	1:08.89		1
		16.96	(16.96)	42.29	(25.33)	1:08.89	(26.60)				
O	190	WOTHERSPOON Jeremy					CAN	1:09.76		11	
		16.59	(16.59)	42.05	(25.46)	1:09.76	(27.71)				
20	I	114	CHEEK Joey					USA	1:09.16		2
		16.29	(16.29)	41.55	(25.26)	1:09.16	(27.61)				
O	152	LEE Kyou-Hyuk					KOR	1:09.37		4	
		16.29	(16.29)	41.55	(25.26)	1:09.37	(27.82)				
21	I	188	WENNEMARS Erben					NED	1:09.32		3
		16.66	(16.66)	42.21	(25.55)	1:09.32	(27.11)				
O	109	BOS Jan					NED	1:09.42		5	
		16.53	(16.53)	41.95	(25.42)	1:09.42	(27.47)				
R	O	157	LU Zhuo					CHN	1:12.69	R	38
				16.80	(16.80)	43.10	(26.30)	1:12.69	(29.59)		

**NOTES**

Reskate of 157 Lu took place before ordinary Pair 12.

**LEGEND**

**DNF** Did Not Finish  
**No** Start number  
**R** Reskate

**DQ** Disqualified  
**O** Outer lane  
**WR** World record

**I** Inner lane  
**OR** Olympic record



## ICE AND CLIMATIC CONDITIONS / CONDITIONS CLIMATIQUES ET DE LA GLACE

OVAL LINGOTTO SAT 18 FEB 2006 / SAM 18 FEV 2006 START TIME / DEBUT 17:00 END TIME / TEMPS RÉALISÉ 18:43

	Session 1	
	Start	End
<b>Time</b>	17:00	17:45
<b>Pair number</b>	1	11
<b>Air Temperature</b>	15.2 °C / 59 °F	15.9 °C / 61 °F
<b>Ice Temperature</b>	-8.4 °C / 17 °F	-8.5 °C / 17 °F
<b>Humidity</b>	33%	34%
<b>Air Pressure</b>	999 hPa	999 hPa

	Session 2	
	Start	End
<b>Time</b>	18:09	18:55
<b>Pair number</b>	12	22
<b>Air Temperature</b>	16.1 °C / 61 °F	15.9 °C / 61 °F
<b>Ice Temperature</b>	-8.4 °C / 17 °F	-8.5 °C / 17 °F
<b>Humidity</b>	35%	36%
<b>Air Pressure</b>	1000 hPa	1000 hPa



## RESULTS / RÉSULTATS

OVAL LINGOTTO SUN 19 FEB 2006 / DIM 19 FEV 2006 START TIME / DEBUT 17:00


<b>WR</b>	<b>1:13.83</b>	WITTY Chris (USA)	17 FEB 2002	Salt Lake City, UT (USA)
<b>OR</b>	<b>1:13.83</b>	WITTY Chris (USA)	17 FEB 2002	Salt Lake City, UT (USA)

### ISU Officials

Referee	IMMERFALL Dan (USA)
Assistant Referee	MERZ Franca (ITA)
Starter	TAKANO Junichi (JPN)

Rank	No	Name	NOC Code	Pair	Lane	Time	Gap	Note
1	57	TIMMER Marianne	NED	11	O	1:16.05	0.00	
2	20	KLASSEN Cindy	CAN	8	I	1:16.09	0.04	
3	9	FRIESINGER Anni	GER	18	I	1:16.11	0.06	
4	71	WUST Ireen	NED	17	I	1:16.39	0.34	
5	12	GROVES Kristina	CAN	11	I	1:16.54	0.49	
6	8	de LOOR Barbara	NED	6	O	1:16.73	0.68	
7	77	ZHUROVA Svetlana	RUS	13	O	1:17.13	1.08	
8	69	WOJCICKA Katarzyna	POL	2	O	1:17.28	1.23	
9	1	ABRAMOVA Yekaterina	RUS	4	O	1:17.33	1.28	
10	46	RODRIGUEZ Jennifer	USA	16	I	1:17.47	1.42	
11	3	BARYSHEVA Varvara	RUS	3	O	1:17.52	1.47	
11	28	LOBYSHEVA Yekaterina	RUS	14	I	1:17.52	1.47	
13	53	SIMIONATO Chiara	ITA	17	O	1:17.53	1.48	
14	33	NESBITT Christine	CAN	15	O	1:17.54	1.49	
15	74	YOSHII Sayuri	JPN	12	I	1:17.58	1.53	
16	36	OKAZAKI Tomomi	JPN	10	I	1:17.63	1.58	
17	56	TABATA Maki	JPN	5	I	1:17.64	1.59	
17	58	TONOIKE Aki	JPN	7	O	1:17.64	1.59	
19	26	LEE Sang Hwa	KOR	1	I	1:17.78	1.73	
20	65	WANG Manli	CHN	15	I	1:17.90	1.85	
21	61	VOELKER Sabine	GER	18	O	1:17.97	1.92	
22	14	HESSE Judith	GER	2	I	1:17.98	1.93	
23	10	GERRITSEN Annette	NED	9	O	1:18.33	2.28	
24	44	REMPEL Shannon	CAN	12	O	1:18.35	2.30	
25	50	SANNES Amy	USA	6	I	1:18.50	2.45	
26	25	LEE Ju-Youn	KOR	1	O	1:18.66	2.61	
27	68	WITTY Chris	USA	13	I	1:18.70	2.65	
28	19	KIM You Lim	KOR	10	O	1:18.77	2.72	
29	63	WANG Beixing	CHN	16	O	1:19.03	2.98	
30	78	ZOELLNER Pamela	GER	7	I	1:19.30	3.25	
31	75	ZHANG Shuang	CHN	8	O	1:19.91	3.86	
32	35	OCHOWICZ Elli	USA	9	I	1:19.94	3.89	
33	42	RADKEVICH Svetlana	BLR	5	O	1:20.11	4.06	
34	24	LEE Bo Ra	KOR	4	I	1:21.19	5.14	
35	37	OLTEAN Daniela	ROM	3	I	1:21.70	5.65	
	45	REN Hui	CHN	14	O	DNF		

Referee:



IMMERFALL Dan (USA)

<b>LEGEND</b>				
DNF	Did Not Finish	I	Inner lane	No
O	Outer lane	OR	Olympic record	WR
				Start number
				World record


**DISTANCE ANALYSIS IN PAIRS / ANALYSE DE LA DISTANCE PAR PAIRE**

OVAL LINGOTTO SUN 19 FEB 2006 / DIM 19 FEV 2006 START TIME / DEBUT 17:00

<b>WR</b>	<b>1:13.83</b>	WITTY Chris (USA)	17 FEB 2002	Salt Lake City, UT (USA)
<b>OR</b>	<b>1:13.83</b>	WITTY Chris (USA)	17 FEB 2002	Salt Lake City, UT (USA)

WR	200m	17.88	600m	44.93	Finish	1:13.83	
OR		17.88		44.93		1:13.83	

Pair	Lane	No	Name				NOC Code	Time	Note	Rank
			Split Time	Lap Time	Split Time	Lap Time				
1	I	26	LEE Sang Hwa				KOR	1:17.78		19
			18.35	(18.35)	46.72	(28.37)				
	O	25	LEE Ju-Youn				KOR	1:18.66		26
			19.30	(19.30)	48.34	(29.04)				
2	I	14	HESE Judith				GER	1:17.98		22
			17.85	(17.85)	46.62	(28.77)				
	O	69	WOJCICKA Katarzyna				POL	1:17.28		8
			18.77	(18.77)	47.46	(28.69)				
3	I	37	OLTEAN Daniela				ROM	1:21.70		35
			19.26	(19.26)	49.60	(30.34)				
	O	3	BARYSHEVA Varvara				RUS	1:17.52		=11
			18.69	(18.69)	47.30	(28.61)				
4	I	24	LEE Bo Ra				KOR	1:21.19		34
			18.72	(18.72)	48.04	(29.32)				
	O	1	ABRAMOVA Yekaterina				RUS	1:17.33		9
			18.48	(18.48)	46.80	(28.32)				
5	I	56	TABATA Maki				JPN	1:17.64		=17
			18.72	(18.72)	47.29	(28.57)				
	O	42	RADKEVICH Svetlana				BLR	1:20.11		33
			18.57	(18.57)	47.48	(28.91)				
6	I	50	SANNES Amy				USA	1:18.50		25
			18.58	(18.58)	47.50	(28.92)				
	O	8	de LOOR Barbara				NED	1:16.73		6
			18.56	(18.56)	46.78	(28.22)				


**DISTANCE ANALYSIS IN PAIRS / ANALYSE DE LA DISTANCE PAR PAIRE**

OVAL LINGOTTO SUN 19 FEB 2006 / DIM 19 FEV 2006 START TIME / DEBUT 17:00

Pair	Lane	No	Name				NOC Code	Time	Note	Rank
			Split Time	Lap Time	Split Time	Lap Time				
7	I	78	<b>ZOELLNER Pamela</b>				<b>GER</b>	<b>1:19.30</b>		<b>30</b>
		18.17	(18.17)	46.85	(28.68)	1:19.30	(32.45)			
O	58	<b>TONOIKE Aki</b>				<b>JPN</b>	<b>1:17.64</b>		<b>=17</b>	
		18.10	(18.10)	46.14	(28.04)	1:17.64	(31.50)			
8	I	20	<b>KLASSEN Cindy</b>				<b>CAN</b>	<b>1:16.09</b>		<b>2</b>
		18.25	(18.25)	46.09	(27.84)	1:16.09	(30.00)			
O	75	<b>ZHANG Shuang</b>				<b>CHN</b>	<b>1:19.91</b>		<b>31</b>	
		18.31	(18.31)	47.24	(28.93)	1:19.91	(32.67)			
9	I	35	<b>OCHOWICZ Elli</b>				<b>USA</b>	<b>1:19.94</b>		<b>32</b>
		18.41	(18.41)	46.96	(28.55)	1:19.94	(32.98)			
O	10	<b>GERRITSEN Annette</b>				<b>NED</b>	<b>1:18.33</b>		<b>23</b>	
		18.05	(18.05)	46.51	(28.46)	1:18.33	(31.82)			
10	I	36	<b>OKAZAKI Tomomi</b>				<b>JPN</b>	<b>1:17.63</b>		<b>16</b>
		17.74	(17.74)	46.22	(28.48)	1:17.63	(31.41)			
O	19	<b>KIM You Lim</b>				<b>KOR</b>	<b>1:18.77</b>		<b>28</b>	
		18.58	(18.58)	46.86	(28.28)	1:18.77	(31.91)			
11	I	12	<b>GROVES Kristina</b>				<b>CAN</b>	<b>1:16.54</b>		<b>5</b>
		18.74	(18.74)	47.09	(28.35)	1:16.54	(29.45)			
O	57	<b>TIMMER Marianne</b>				<b>NED</b>	<b>1:16.05</b>		<b>1</b>	
		17.99	(17.99)	45.91	(27.92)	1:16.05	(30.14)			
12	I	74	<b>YOSHII Sayuri</b>				<b>JPN</b>	<b>1:17.58</b>		<b>15</b>
		17.93	(17.93)	46.09	(28.16)	1:17.58	(31.49)			
O	44	<b>REMPEL Shannon</b>				<b>CAN</b>	<b>1:18.35</b>		<b>24</b>	
		18.42	(18.42)	46.78	(28.36)	1:18.35	(31.57)			


**DISTANCE ANALYSIS IN PAIRS / ANALYSE DE LA DISTANCE PAR PAIRE**

OVAL LINGOTTO SUN 19 FEB 2006 / DIM 19 FEV 2006 START TIME / DEBUT 17:00

Pair	Lane	No	Name				NOC Code	Time	Note	Rank
			Split Time	Lap Time	Split Time	Lap Time				
13	I	68	WITTY Chris				USA	1:18.70		27
			18.63	(18.63)	47.37	(28.74)	1:18.70	(31.33)		
	O	77	ZHUROVA Svetlana				RUS	1:17.13		7
			17.78	(17.78)	46.04	(28.26)	1:17.13	(31.09)		
14	I	28	LOBYSHEVA Yekaterina				RUS	1:17.52		=11
			18.47	(18.47)	46.96	(28.49)	1:17.52	(30.56)		
	O	45	REN Hui				CHN		DNF	
			18.40	(18.40)						
15	I	65	WANG Manli				CHN	1:17.90		20
			17.92	(17.92)	46.19	(28.27)	1:17.90	(31.71)		
	O	33	NESBITT Christine				CAN	1:17.54		14
			18.95	(18.95)	47.45	(28.50)	1:17.54	(30.09)		
16	I	46	RODRIGUEZ Jennifer				USA	1:17.47		10
			18.36	(18.36)	46.59	(28.23)	1:17.47	(30.88)		
	O	63	WANG Beixing				CHN	1:19.03		29
			18.03	(18.03)	46.57	(28.54)	1:19.03	(32.46)		
17	I	71	WUST Ireen				NED	1:16.39		4
			18.52	(18.52)	46.91	(28.39)	1:16.39	(29.48)		
	O	53	SIMIONATO Chiara				ITA	1:17.53		13
			18.17	(18.17)	46.82	(28.65)	1:17.53	(30.71)		
18	I	9	FRIESINGER Anni				GER	1:16.11		3
			18.03	(18.03)	46.09	(28.06)	1:16.11	(30.02)		
	O	61	VOELKER Sabine				GER	1:17.97		21
			18.07	(18.07)	46.46	(28.39)	1:17.97	(31.51)		



## DISTANCE ANALYSIS IN PAIRS / ANALYSE DE LA DISTANCE PAR PAIRE

OVAL LINGOTTO SUN 19 FEB 2006 / DIM 19 FEV 2006 START TIME / DEBUT 17:00

### LEGEND

<b>DNF</b>	Did Not Finish	<b>I</b>	Inner lane	<b>No</b>	Start number
<b>O</b>	Outer lane	<b>OR</b>	Olympic record	<b>WR</b>	World record
<b>=</b>	Equal sign indicates that two or more skaters share the same rank				





## ICE AND CLIMATIC CONDITIONS / CONDITIONS CLIMATIQUES ET DE LA GLACE

OVAL LINGOTTO SUN 19 FEB 2006 / DIM 19 FEV 2006 START TIME / DEBUT 17:00 END TIME / TEMPS RÉALISÉ 18:33

	Session 1	
	Start	End
<b>Time</b>	17:00	17:33
<b>Pair number</b>	1	9
<b>Air Temperature</b>	15.1 °C / 59 °F	15 °C / 59 °F
<b>Ice Temperature</b>	-8.6 °C / 17 °F	-8.7 °C / 16 °F
<b>Humidity</b>	35%	36%
<b>Air Pressure</b>	999 hPa	998 hPa

	Session 2	
	Start	End
<b>Time</b>	18:01	18:39
<b>Pair number</b>	10	18
<b>Air Temperature</b>	15.2 °C / 59 °F	15 °C / 59 °F
<b>Ice Temperature</b>	-8.6 °C / 17 °F	-8.7 °C / 16 °F
<b>Humidity</b>	36%	36%
<b>Air Pressure</b>	998 hPa	998 hPa



## RESULTS / RÉSULTATS

OVAL LINGOTTO TUE 21 FEB 2006 / MAR 21 FEV 2006 START TIME / DEBUT 16:00


<b>WR</b>	<b>1:42.78</b>	HEDRICK Chad (USA)	18 NOV 2005	Salt Lake City, UT (USA)
<b>OR</b>	<b>1:43.95</b>	PARRA Derek (USA)	19 FEB 2002	Salt Lake City, UT (USA)

### ISU Officials

Referee	RAMTON Tore (NOR)
Assistant Referee	RIPPER Helmut (GER)
Starter	CASAL Luigi (ITA)

Rank	No	Name	NOC Code	Pair	Lane	Time	Gap	Note
1	125	FABRIS Enrico	ITA	17	I	1:45.97	0.00	
2	118	DAVIS Shani	USA	21	O	1:46.13	0.16	
3	134	HEDRICK Chad	USA	20	O	1:46.22	0.25	
4	145	KUIPERS Simon	NED	17	O	1:46.58	0.61	
5	188	WENNEMARS Erben	NED	18	O	1:46.71	0.74	
6	179	SKOBREV Ivan	RUS	14	O	1:46.91	0.94	
7	102	ANDERSEN Petter	NOR	16	O	1:47.15	1.18	
8	127	FLYGIND-LARSEN Mikael	NOR	15	I	1:47.28	1.31	
9	114	CHEEK Joey	USA	15	O	1:47.52	1.55	
10	189	WETTEN Even	NOR	14	I	1:47.78	1.81	
11	160	MORRISON Denny	CAN	18	I	1:48.04	2.07	
12	164	NIEDZWIEDZKI Konrad	POL	11	O	1:48.09	2.12	
12	123	ELM Steven	CAN	19	O	1:48.09	2.12	
14	150	LEE Jong Woo	KOR	8	I	1:48.11	2.14	
15	144	KRAMER Sven	NED	7	I	1:48.36	2.39	
16	161	MUN Joon	KOR	5	O	1:48.38	2.41	
17	117	DANKERS Arne	CAN	4	I	1:48.42	2.45	
18	175	SANFRATELLO Ippolito	ITA	3	I	1:48.44	2.47	
19	167	PARRA Derek	USA	19	I	1:48.54	2.57	
20	109	BOS Jan	NED	16	I	1:48.61	2.64	
21	177	SHEPEL Dmitry	RUS	9	I	1:48.74	2.77	
22	121	DONAGRANDE Stefano	ITA	6	O	1:48.85	2.88	
23	148	LALENKOV Yevgeny	RUS	20	I	1:49.00	3.03	
24	180	SUGIMORI Teruhiro	JPN	13	I	1:49.51	3.54	
24	173	ROSENDAHL Risto	FIN	13	O	1:49.51	3.54	
26	135	HEYTHAUSEN Stefan	GER	2	O	1:49.58	3.61	
27	186	WARSYLEWICZ Justin	CAN	7	O	1:49.77	3.80	
28	149	LEE Jin Woo	KOR	12	O	1:49.85	3.88	
29	103	ANESI Matteo	ITA	2	I	1:49.88	3.91	
30	129	GAO Xuefeng	CHN	1	I	1:49.91	3.94	
31	176	SCHNEIDER Tobias	GER	6	I	1:50.18	4.21	
32	140	KIBALKO Aleksandr	RUS	21	I	1:50.29	4.32	
33	172	ROJLER Johan	SWE	3	O	1:50.50	4.53	
34	136	IMAI Yusuke	JPN	12	I	1:50.56	4.59	
35	182	USHIYAMA Takahiro	JPN	10	O	1:50.59	4.62	
36	153	LEHMANN Robert	GER	8	O	1:51.04	5.07	
37	116	DALLMANN Joerg	GER	5	I	1:51.32	5.35	
38	163	NAKAJIMA Takaharu	JPN	10	I	1:51.61	5.64	
39	105	BELYAYEV Aleksey	KAZ	4	O	1:52.20	6.23	
40	154	LI Changyu	CHN	9	O	1:53.32	7.35	
	107	BOKKO Havard	NOR	11	I	DNF		

Referee:



RAMTON Tore (NOR)

<b>LEGEND</b>				
<b>DNF</b>	Did Not Finish	<b>I</b>	Inner lane	<b>No</b>
<b>O</b>	Outer lane	<b>OR</b>	Olympic record	<b>WR</b>
				Start number
				World record


**DISTANCE ANALYSIS IN PAIRS / ANALYSE DE LA DISTANCE PAR PAIRE**

OVAL LINGOTTO TUE 21 FEB 2006 / MAR 21 FEV 2006 START TIME / DEBUT 16:00

<b>WR</b>	<b>1:42.78</b>	HEDRICK Chad (USA)	18 NOV 2005	Salt Lake City, UT (USA)
<b>OR</b>	<b>1:43.95</b>	PARRA Derek (USA)	19 FEB 2002	Salt Lake City, UT (USA)

WR	300m	23.50	700m	48.69	1100m	1:15.11	Finish	1:42.78
OR		23.57		49.06		1:15.54		1:43.95

Pair	Lane	No	Name				NOC Code	Time		Note	Rank
			Split Time	Lap Time	Split Time	Lap Time		Split Time	Lap Time		
1	I	129	<b>GAO Xuefeng</b>				CHN	<b>1:49.91</b>			30
			24.69	(24.69)	51.38	(26.69)		1:19.54	(28.16)		
2	I	103	<b>ANESI Matteo</b>				ITA	<b>1:49.88</b>			29
			24.49	(24.49)	51.66	(27.17)		1:20.00	(28.34)		
	O	135	<b>HEYTHAUSEN Stefan</b>				GER	<b>1:49.58</b>			26
			24.58	(24.58)	51.72	(27.14)		1:20.06	(28.34)		
3	I	175	<b>SANFRATELLO Ippolito</b>				ITA	<b>1:48.44</b>			18
			24.47	(24.47)	51.27	(26.80)		1:19.21	(27.94)		
	O	172	<b>ROJLER Johan</b>				SWE	<b>1:50.50</b>			33
			24.54	(24.54)	51.94	(27.40)		1:20.49	(28.55)		
4	I	117	<b>DANKERS Arne</b>				CAN	<b>1:48.42</b>			17
			25.30	(25.30)	52.12	(26.82)		1:19.58	(27.46)		
	O	105	<b>BELYAYEV Aleksey</b>				KAZ	<b>1:52.20</b>			39
			24.93	(24.93)	52.31	(27.38)		1:21.15	(28.84)		
5	I	116	<b>DALLMANN Joerg</b>				GER	<b>1:51.32</b>			37
			24.89	(24.89)	52.64	(27.75)		1:21.26	(28.62)		
	O	161	<b>MUN Joon</b>				KOR	<b>1:48.38</b>			16
			23.86	(23.86)	50.40	(26.54)		1:18.79	(28.39)		
6	I	176	<b>SCHNEIDER Tobias</b>				GER	<b>1:50.18</b>			31
			24.84	(24.84)	52.00	(27.16)		1:20.19	(28.19)		
	O	121	<b>DONAGRANDE Stefano</b>				ITA	<b>1:48.85</b>			22
			24.70	(24.70)	51.44	(26.74)		1:19.47	(28.03)		


**DISTANCE ANALYSIS IN PAIRS / ANALYSE DE LA DISTANCE PAR PAIRE**

OVAL LINGOTTO TUE 21 FEB 2006 / MAR 21 FEV 2006 START TIME / DEBUT 16:00

Pair	Lane	No	Name				NOC Code	Time		Note	Rank
			Split Time	Lap Time	Split Time	Lap Time		Split Time	Lap Time		
7	I	144	<b>KRAMER Sven</b>				<b>NED</b>	<b>1:48.36</b>			<b>15</b>
		24.63	(24.63)	51.68	(27.05)	1:19.48	(27.80)	1:48.36	(28.88)		
	O	186	<b>WARSYLEWICZ Justin</b>				<b>CAN</b>	<b>1:49.77</b>			<b>27</b>
		24.73	(24.73)	51.81	(27.08)	1:20.07	(28.26)	1:49.77	(29.70)		
8	I	150	<b>LEE Jong Woo</b>				<b>KOR</b>	<b>1:48.11</b>			<b>14</b>
		24.70	(24.70)	51.13	(26.43)	1:18.77	(27.64)	1:48.11	(29.34)		
	O	153	<b>LEHMANN Robert</b>				<b>GER</b>	<b>1:51.04</b>			<b>36</b>
		24.70	(24.70)	52.29	(27.59)	1:21.21	(28.92)	1:51.04	(29.83)		
9	I	177	<b>SHEPEL Dmitry</b>				<b>RUS</b>	<b>1:48.74</b>			<b>21</b>
		24.28	(24.28)	51.48	(27.20)	1:19.54	(28.06)	1:48.74	(29.20)		
	O	154	<b>LI Changyu</b>				<b>CHN</b>	<b>1:53.32</b>			<b>40</b>
		24.57	(24.57)	51.81	(27.24)	1:21.30	(29.49)	1:53.32	(32.02)		
10	I	163	<b>NAKAJIMA Takaharu</b>				<b>JPN</b>	<b>1:51.61</b>			<b>38</b>
		23.61	(23.61)	50.02	(26.41)	1:18.82	(28.80)	1:51.61	(32.79)		
	O	182	<b>USHIYAMA Takahiro</b>				<b>JPN</b>	<b>1:50.59</b>			<b>35</b>
		24.12	(24.12)	51.25	(27.13)	1:19.93	(28.68)	1:50.59	(30.66)		
11	I	107	<b>BOKKO Havard</b>				<b>NOR</b>			<b>DNF</b>	
		24.18	(24.18)								
	O	164	<b>NIEDZWIEDZKI Konrad</b>				<b>POL</b>	<b>1:48.09</b>			<b>=12</b>
		24.00	(24.00)	50.77	(26.77)	1:18.66	(27.89)	1:48.09	(29.43)		
12	I	136	<b>IMAI Yusuke</b>				<b>JPN</b>	<b>1:50.56</b>			<b>34</b>
		23.46	(23.46)	49.76	(26.30)	1:18.28	(28.52)	1:50.56	(32.28)		
	O	149	<b>LEE Jin Woo</b>				<b>KOR</b>	<b>1:49.85</b>			<b>28</b>
		24.15	(24.15)	50.50	(26.35)	1:19.63	(29.13)	1:49.85	(30.22)		


**DISTANCE ANALYSIS IN PAIRS / ANALYSE DE LA DISTANCE PAR PAIRE**

OVAL LINGOTTO TUE 21 FEB 2006 / MAR 21 FEV 2006 START TIME / DEBUT 16:00

Pair	Lane	No	Name				NOC Code	Time		Note	Rank
			Split Time	Lap Time	Split Time	Lap Time		Split Time	Lap Time		
13	I	180	SUGIMORI Teruhiro				JPN	1:49.51			=24
		24.26	(24.26)	50.83	(26.57)	1:19.03	(28.20)	1:49.51	(30.48)		
	O	173	ROSENDAHL Risto				FIN	1:49.51			=24
		24.08	(24.08)	51.07	(26.99)	1:19.52	(28.45)	1:49.51	(29.99)		
14	I	189	WETTEN Even				NOR	1:47.78			10
		23.69	(23.69)	50.14	(26.45)	1:17.89	(27.75)	1:47.78	(29.89)		
	O	179	SKOBREV Ivan				RUS	1:46.91			6
		24.16	(24.16)	50.78	(26.62)	1:18.34	(27.56)	1:46.91	(28.57)		
15	I	127	FLYGIND-LARSEN Mikael				NOR	1:47.28			8
		24.07	(24.07)	50.42	(26.35)	1:18.04	(27.62)	1:47.28	(29.24)		
	O	114	CHEEK Joey				USA	1:47.52			9
		22.89	(22.89)	48.96	(26.07)	1:16.85	(27.89)	1:47.52	(30.67)		
16	I	109	BOS Jan				NED	1:48.61			20
		24.06	(24.06)	50.77	(26.71)	1:18.51	(27.74)	1:48.61	(30.10)		
	O	102	ANDERSEN Petter				NOR	1:47.15			7
		23.67	(23.67)	49.91	(26.24)	1:17.57	(27.66)	1:47.15	(29.58)		
17	I	125	FABRIS Enrico				ITA	1:45.97			1
		24.42	(24.42)	51.10	(26.68)	1:18.24	(27.14)	1:45.97	(27.73)		
	O	145	KUIPERS Simon				NED	1:46.58			4
		23.75	(23.75)	50.10	(26.35)	1:17.80	(27.70)	1:46.58	(28.78)		
18	I	160	MORRISON Denny				CAN	1:48.04			11
		24.18	(24.18)	50.28	(26.10)	1:17.84	(27.56)	1:48.04	(30.20)		
	O	188	WENNEMARS Erben				NED	1:46.71			5
		23.26	(23.26)	49.47	(26.21)	1:17.01	(27.54)	1:46.71	(29.70)		



**DISTANCE ANALYSIS IN PAIRS / ANALYSE DE LA DISTANCE PAR PAIRE**

OVAL LINGOTTO TUE 21 FEB 2006 / MAR 21 FEV 2006 START TIME / DEBUT 16:00

Pair	Lane	No	Name	NOC Code		Time		Note	Rank
				Split Time	Lap Time	Split Time	Lap Time		
19	I	167	PARRA Derek	USA		1:48.54			19
		24.27	(24.27)	50.79	(26.52)	1:18.57	(27.78)	1:48.54	(29.97)
O	123	ELM Steven	CAN		1:48.09			=12	
		24.19	(24.19)	50.74	(26.55)	1:18.71	(27.97)	1:48.09	(29.38)
20	I	148	LALENKOV Yevgeny	RUS		1:49.00			23
		23.59	(23.59)	49.80	(26.21)	1:17.92	(28.12)	1:49.00	(31.08)
O	134	HEDRICK Chad	USA		1:46.22			3	
		23.97	(23.97)	49.94	(25.97)	1:17.50	(27.56)	1:46.22	(28.72)
21	I	140	KIBALKO Aleksandr	RUS		1:50.29			32
		24.02	(24.02)	50.78	(26.76)	1:19.28	(28.50)	1:50.29	(31.01)
O	118	DAVIS Shani	USA		1:46.13			2	
		23.62	(23.62)	49.59	(25.97)	1:16.96	(27.37)	1:46.13	(29.17)

**LEGEND**

DNF Did Not Finish I Inner lane No Start number  
 O Outer lane OR Olympic record WR World record  
 = Equal sign indicates that two or more skaters share the same rank



## ICE AND CLIMATIC CONDITIONS / CONDITIONS CLIMATIQUES ET DE LA GLACE

OVAL LINGOTTO TUE 21 FEB 2006 / MAR 21 FEV 2006 START TIME / DEBUT 16:00 END TIME / TEMPS RÉALISÉ 17:54

	Session 1	
	Start	End
<b>Time</b>	16:00	16:46
<b>Pair number</b>	1	11
<b>Air Temperature</b>	15 °C / 59 °F	15.3 °C / 60 °F
<b>Ice Temperature</b>	-8.5 °C / 17 °F	-8.7 °C / 16 °F
<b>Humidity</b>	35%	36%
<b>Air Pressure</b>	1005 hPa	1005 hPa

	Session 2	
	Start	End
<b>Time</b>	17:14	18:02
<b>Pair number</b>	12	21
<b>Air Temperature</b>	15.8 °C / 60 °F	16.3 °C / 61 °F
<b>Ice Temperature</b>	-8.5 °C / 17 °F	-8.6 °C / 17 °F
<b>Humidity</b>	36%	37%
<b>Air Pressure</b>	1005 hPa	1005 hPa



## RESULTS / RÉSULTATS

OVAL LINGOTTO WED 22 FEB 2006 / MER 22 FEV 2006 START TIME / DEBUT 17:00


<b>WR</b> 1:51.79	KLASSEN Cindy (CAN)	20 NOV 2005	Salt Lake City, UT (USA)
<b>OR</b> 1:54.02	FRIESINGER Anni (GER)	20 FEB 2002	Salt Lake City, UT (USA)

### ISU Officials

Referee IMMERFALL Dan (USA)  
 Assistant Referee MERZ Franca (ITA)  
 Starter VANBERG Marcel Lesche (NOR)

Rank	No	Name	NOC Code	Pair	Lane	Time	Gap	Note
1	20	KLASSEN Cindy	CAN	17	O	1:55.27	0.00	
2	12	GROVES Kristina	CAN	15	O	1:56.74	1.47	
3	71	WUST Ireen	NED	18	I	1:56.90	1.63	
4	9	FRIESINGER Anni	GER	17	I	1:57.31	2.04	
5	53	SIMIONATO Chiara	ITA	12	I	1:58.76	3.49	
6	28	LOBYSHEVA Yekaterina	RUS	11	O	1:58.87	3.60	
7	33	NESBITT Christine	CAN	16	O	1:59.15	3.88	
8	46	RODRIGUEZ Jennifer	USA	16	I	1:59.30	4.03	
9	11	GROENEWOLD Renate	NED	15	I	1:59.33	4.06	
10	2	ANSCHUETZ THOMS Daniela	GER	13	I	1:59.74	4.47	
11	69	WOJCICKA Katarzyna	POL	9	O	1:59.96	4.69	
12	64	WANG Fei	CHN	13	O	2:00.13	4.86	
13	60	van DEUTEKOM Paulien	NED	14	O	2:00.15	4.88	
14	57	TIMMER Marianne	NED	5	O	2:00.45	5.18	
15	56	TABATA Maki	JPN	18	O	2:00.77	5.50	
16	25	LEE Ju-Youn	KOR	5	I	2:00.85	5.58	
17	4	BJELKEVIK Annette	NOR	10	O	2:01.03	5.76	
18	43	RANEY Catherine	USA	10	I	2:01.17	5.90	
19	13	HAUGLI Maren	NOR	8	O	2:01.22	5.95	
20	3	BARYSHEVA Varvara	RUS	14	I	2:01.60	6.33	
21	1	ABRAMOVA Yekaterina	RUS	3	I	2:01.63	6.36	
22	17	ISHINO Eriko	JPN	9	I	2:01.85	6.58	
22	18	JI Jia	CHN	12	O	2:01.85	6.58	
24	23	LAMB Maria	USA	3	O	2:02.12	6.85	
25	73	YAKSHINA Valentina	RUS	7	I	2:02.15	6.88	
26	5	BJELKEVIK Hedvig	NOR	8	I	2:02.16	6.89	
27	47	ROKITA Anna Natalia	AUT	6	I	2:02.19	6.92	
28	44	REMPEL Shannon	CAN	4	I	2:02.24	6.97	
29	32	NEMOTO Nami	JPN	2	O	2:02.34	7.07	
30	38	OPITZ Lucille	GER	7	O	2:02.75	7.48	
31	29	MARRA Adelia	ITA	6	O	2:03.07	7.80	
32	34	NOH Seon Yeong	KOR	4	O	2:03.35	8.08	
33	40	OTSU Hiromi	JPN	11	I	2:04.77	9.50	
34	76	ZHANG Xiaolei	CHN	2	I	2:05.75	10.48	
35	37	OLTEAN Daniela	ROM	1	I	2:09.24	13.97	

Referee:



**IMMERFALL Dan (USA)**

<b>LEGEND</b>				
<b>I</b>	Inner lane	<b>No</b>	Start number	<b>O</b>
<b>OR</b>	Olympic record	<b>WR</b>	World record	Outer lane




**DISTANCE ANALYSIS IN PAIRS / ANALYSE DE LA DISTANCE PAR PAIRE**

OVAL LINGOTTO WED 22 FEB 2006 / MER 22 FEV 2006 START TIME / DEBUT 17:00

<b>WR</b> 1:51.79	KLASSEN Cindy (CAN)	20 NOV 2005	Salt Lake City, UT (USA)
<b>OR</b> 1:54.02	FRIESINGER Anni (GER)	20 FEB 2002	Salt Lake City, UT (USA)

WR 300m	25.08	700m	52.37	1100m	1:21.08	Finish	1:51.79
OR	25.14		53.48		1:22.83		1:54.02

Pair	Lane	No	Name				NOC Code	Time		Note	Rank
			Split Time	Lap Time	Split Time	Lap Time		Split Time	Lap Time		
1	I	37	<b>OLTEAN Daniela</b>				<b>ROM</b>	<b>2:09.24</b>			<b>35</b>
			27.43	(27.43)	59.20	(31.77)		1:33.17	(33.97)		
2	I	76	<b>ZHANG Xiaolei</b>				<b>CHN</b>	<b>2:05.75</b>			<b>34</b>
			26.87	(26.87)	57.53	(30.66)		1:30.47	(32.94)		
	O	32	<b>NEMOTO Nami</b>				<b>JPN</b>	<b>2:02.34</b>			<b>29</b>
			26.32	(26.32)	56.58	(30.26)		1:28.76	(32.18)		
3	I	1	<b>ABRAMOVA Yekaterina</b>				<b>RUS</b>	<b>2:01.63</b>			<b>21</b>
			26.13	(26.13)	56.13	(30.00)		1:28.12	(31.99)		
	O	23	<b>LAMB Maria</b>				<b>USA</b>	<b>2:02.12</b>			<b>24</b>
			26.83	(26.83)	57.70	(30.87)		1:29.39	(31.69)		
4	I	44	<b>REMPEL Shannon</b>				<b>CAN</b>	<b>2:02.24</b>			<b>28</b>
			26.90	(26.90)	57.35	(30.45)		1:28.73	(31.38)		
	O	34	<b>NOH Seon Yeong</b>				<b>KOR</b>	<b>2:03.35</b>			<b>32</b>
			27.61	(27.61)	57.96	(30.35)		1:29.98	(32.02)		
5	I	25	<b>LEE Ju-Youn</b>				<b>KOR</b>	<b>2:00.85</b>			<b>16</b>
			26.62	(26.62)	55.90	(29.28)		1:27.09	(31.19)		
	O	57	<b>TIMMER Marianne</b>				<b>NED</b>	<b>2:00.45</b>			<b>14</b>
			25.59	(25.59)	55.19	(29.60)		1:26.86	(31.67)		
6	I	47	<b>ROKITA Anna Natalia</b>				<b>AUT</b>	<b>2:02.19</b>			<b>27</b>
			27.20	(27.20)	57.53	(30.33)		1:29.20	(31.67)		
	O	29	<b>MARRA Adelia</b>				<b>ITA</b>	<b>2:03.07</b>			<b>31</b>
			26.83	(26.83)	57.50	(30.67)		1:29.74	(32.24)		


**DISTANCE ANALYSIS IN PAIRS / ANALYSE DE LA DISTANCE PAR PAIRE**

OVAL LINGOTTO WED 22 FEB 2006 / MER 22 FEV 2006 START TIME / DEBUT 17:00

Pair	Lane	No	Name				NOC Code	Time		Note	Rank
			Split Time	Lap Time	Split Time	Lap Time		Split Time	Lap Time		
7	I	73	YAKSHINA Valentina				RUS	2:02.15			25
		27.08	(27.08)	57.43	(30.35)	1:28.81	(31.38)	2:02.15	(33.34)		
O	38	OPITZ Lucille				GER	2:02.75			30	
		26.87	(26.87)	57.22	(30.35)	1:29.13	(31.91)	2:02.75	(33.62)		
8	I	5	BJELKEVIK Hedvig				NOR	2:02.16			26
		26.71	(26.71)	56.90	(30.19)	1:28.68	(31.78)	2:02.16	(33.48)		
O	13	HAUGLI Maren				NOR	2:01.22			19	
		27.30	(27.30)	57.06	(29.76)	1:28.35	(31.29)	2:01.22	(32.87)		
9	I	17	ISHINO Eriko				JPN	2:01.85			=22
		27.06	(27.06)	57.22	(30.16)	1:28.84	(31.62)	2:01.85	(33.01)		
O	69	WOJCICKA Katarzyna				POL	1:59.96			11	
		26.49	(26.49)	56.21	(29.72)	1:27.49	(31.28)	1:59.96	(32.47)		
10	I	43	RANEY Catherine				USA	2:01.17			18
		27.08	(27.08)	57.07	(29.99)	1:28.28	(31.21)	2:01.17	(32.89)		
O	4	BJELKEVIK Annette				NOR	2:01.03			17	
		26.59	(26.59)	56.34	(29.75)	1:27.79	(31.45)	2:01.03	(33.24)		
11	I	40	OTSU Hiromi				JPN	2:04.77			33
		27.00	(27.00)	57.52	(30.52)	1:30.18	(32.66)	2:04.77	(34.59)		
O	28	LOBYSHEVA Yekaterina				RUS	1:58.87			6	
		26.11	(26.11)	55.67	(29.56)	1:26.40	(30.73)	1:58.87	(32.47)		
12	I	53	SIMIONATO Chiara				ITA	1:58.76			5
		25.60	(25.60)	54.49	(28.89)	1:25.32	(30.83)	1:58.76	(33.44)		
O	18	JI Jia				CHN	2:01.85			=22	
		26.61	(26.61)	56.58	(29.97)	1:28.19	(31.61)	2:01.85	(33.66)		


**DISTANCE ANALYSIS IN PAIRS / ANALYSE DE LA DISTANCE PAR PAIRE**

OVAL LINGOTTO WED 22 FEB 2006 / MER 22 FEV 2006 START TIME / DEBUT 17:00

Pair	Lane	No	Name	NOC Code	Time		Note	Rank
					Split Time	Lap Time		
13	I	2	<b>ANSCHUETZ THOMS Daniela</b>	GER	1:59.74			10
		26.52	(26.52)		56.42	(29.90)		
O	64	<b>WANG Fei</b>		CHN	2:00.13			12
		26.19	(26.19)		56.19	(30.00)		
14	I	3	<b>BARYSHEVA Varvara</b>	RUS	2:01.60			20
		26.57	(26.57)		56.30	(29.73)		
O	60	<b>van DEUTEKOM Paulien</b>		NED	2:00.15			13
		26.49	(26.49)		55.98	(29.49)		
15	I	11	<b>GROENEWOLD Renate</b>	NED	1:59.33			9
		26.76	(26.76)		55.84	(29.08)		
O	12	<b>GROVES Kristina</b>		CAN	1:56.74			2
		26.38	(26.38)		55.10	(28.72)		
16	I	46	<b>RODRIGUEZ Jennifer</b>	USA	1:59.30			8
		25.94	(25.94)		55.40	(29.46)		
O	33	<b>NESBITT Christine</b>		CAN	1:59.15			7
		26.27	(26.27)		55.62	(29.35)		
17	I	9	<b>FRIESINGER Anni</b>	GER	1:57.31			4
		25.29	(25.29)		54.11	(28.82)		
O	20	<b>KLASSEN Cindy</b>		CAN	1:55.27			1
		25.42	(25.42)		53.83	(28.41)		
18	I	71	<b>WUST Ireen</b>	NED	1:56.90			3
		26.14	(26.14)		55.37	(29.23)		
O	56	<b>TABATA Maki</b>		JPN	2:00.77			15
		26.01	(26.01)		55.37	(29.36)		



## DISTANCE ANALYSIS IN PAIRS / ANALYSE DE LA DISTANCE PAR PAIRE

OVAL LINGOTTO WED 22 FEB 2006 / MER 22 FEV 2006 START TIME / DEBUT 17:00

**LEGEND**

I	Inner lane	No	Start number	O	Outer lane
OR	Olympic record	WR	World record		
=	Equal sign indicates that two or more skaters share the same rank				



## ICE AND CLIMATIC CONDITIONS / CONDITIONS CLIMATIQUES ET DE LA GLACE

OVAL LINGOTTO WED 22 FEB 2006 / MER 22 FEV 2006 START TIME / DEBUT 17:00 END TIME / TEMPS RÉALISÉ 18:46

	Session 1	
	Start	End
<b>Time</b>	17:00	17:40
<b>Pair number</b>	1	9
<b>Air Temperature</b>	14.8 °C / 59 °F	14.9 °C / 59 °F
<b>Ice Temperature</b>	-8.5 °C / 17 °F	-8.6 °C / 17 °F
<b>Humidity</b>	38%	38%
<b>Air Pressure</b>	1010 hPa	1010 hPa

	Session 2	
	Start	End
<b>Time</b>	18:08	18:50
<b>Pair number</b>	10	18
<b>Air Temperature</b>	15.2 °C / 59 °F	15.1 °C / 59 °F
<b>Ice Temperature</b>	-8.4 °C / 17 °F	-8.5 °C / 17 °F
<b>Humidity</b>	37%	37%
<b>Air Pressure</b>	1010 hPa	1011 hPa



## RESULTS / RÉSULTATS

OVAL LINGOTTO FRI 24 FEB 2006 / VEN 24 FEV 2006 START TIME / DEBUT 15:00


<b>WR</b>	<b>12:55.11</b>	HEDRICK Chad (USA)	31 DEC 2005	Salt Lake City, UT (USA)
<b>OR</b>	<b>12:58.92</b>	UYTDEHAAGE Jochem (NED)	22 FEB 2002	Salt Lake City, UT (USA)

### ISU Officials

Referee	RAMTON Tore (NOR)
Assistant Referee	RIPPER Helmut (GER)
Starter	HEMMES Rob (NED)

Rank	No	Name	NOC Code	Pair	Lane	Time	Gap	Note
1	119	de JONG Bob	NED	4	I	13:01.57	0.00	
2	134	HEDRICK Chad	USA	8	I	13:05.40	3.83	
3	185	VERHEIJEN Carl	NED	8	O	13:08.80	7.23	
4	130	GRODUM Oystein	NOR	4	O	13:12.58	11.01	
5	174	SAETRE Lasse	NOR	7	I	13:12.93	11.36	
6	179	SKOBREV Ivan	RUS	2	I	13:17.54	15.97	
7	144	KRAMER Sven	NED	5	O	13:18.14	16.57	
8	125	FABRIS Enrico	ITA	6	O	13:21.54	19.97	
9	117	DANKERS Arne	CAN	5	I	13:23.55	21.98	
10	172	ROJLER Johan	SWE	6	I	13:29.50	27.93	
11	124	ERVIK Eskil	NOR	7	O	13:37.62	36.05	
12	175	SANFRATELLO Ippolito	ITA	3	O	13:41.91	40.34	
13	121	DONAGRANDE Stefano	ITA	1	O	13:47.67	46.10	
14	184	VELDKAMP Bart	BEL	2	O	13:48.12	46.55	
15	197	LEVEILLE COX Charles Ryan	USA	1	I	14:14.81	1:13.24	
	120	DETYSHEV Artyom	RUS	3	I	<b>DQ</b>		(b)

Referee:



**RAMTON Tore (NOR)**

### NOTES

**b:** Cutting the curve line (Rule 251.1)

### LEGEND

<b>DQ</b>	Disqualified	<b>I</b>	Inner lane	<b>No</b>	Start number
<b>O</b>	Outer lane	<b>OR</b>	Olympic record	<b>WR</b>	World record



## DISTANCE ANALYSIS IN PAIRS / ANALYSE DE LA DISTANCE PAR PAIRE

OVAL LINGOTTO FRI 24 FEB 2006 / VEN 24 FEV 2006 START TIME / DEBUT 15:00

<b>WR</b>	<b>12:55.11</b>	HEDRICK Chad (USA)	31 DEC 2005	Salt Lake City, UT (USA)
<b>OR</b>	<b>12:58.92</b>	UYTDEHAAGE Jochem (NED)	22 FEB 2002	Salt Lake City, UT (USA)

WR 400m	34.39	800m	1:04.14	1200m	1:34.69	1600m	2:05.04	2000m	2:35.61
OR	34.42		1:05.06		1:35.96		2:07.13		2:38.35
WR 2400m	3:06.13	2800m	3:36.67	3200m	4:07.29	3600m	4:38.09	4000m	5:08.83
OR	3:09.09		3:39.87		4:10.55		4:41.30		5:12.04
WR 4400m	5:39.94	4800m	6:10.81	5200m	6:41.74	5600m	7:12.67	6000m	7:43.80
OR	5:42.80		6:13.85		6:44.77		7:15.69		7:46.83
WR 6400m	8:15.05	6800m	8:46.58	7200m	9:18.16	7600m	9:50.19	8000m	10:21.92
OR	8:18.03		8:49.20		9:20.26		9:51.25		10:22.40
WR 8400m	10:53.70	8800m	11:25.31	9200m	11:55.93	9600m	12:26.15	Finish	12:55.11
OR	10:53.88		11:25.03		11:56.44		12:27.63		12:58.92

Pair	Lane	No	Name				NOC Code	Time		Note	Rank				
			Split Time	Lap Time	Split Time	Lap Time		Split Time	Lap Time						
1	I	197	<b>LEVEILLE COX Charles Ryan</b>				USA	<b>14:14.81</b>			<b>15</b>				
			35.61	(35.61)	1:07.03	(31.42)		1:39.53	(32.50)			2:12.66	(33.13)	2:45.64	(32.98)
			3:18.57	(32.93)	3:51.81	(33.24)		4:24.79	(32.98)			4:58.19	(33.40)	5:31.46	(33.27)
			6:04.86	(33.40)	6:38.47	(33.61)		7:12.12	(33.65)			7:46.40	(34.28)	8:20.69	(34.29)
			8:55.50	(34.81)	9:30.25	(34.75)		10:05.15	(34.90)			10:40.28	(35.13)	11:16.04	(35.76)
			11:51.45	(35.41)	12:27.34	(35.89)		13:03.07	(35.73)			13:38.81	(35.74)	14:14.81	(36.00)
O		121	<b>DONAGRANDE Stefano</b>				ITA	<b>13:47.67</b>			<b>13</b>				
			35.96	(35.96)	1:07.79	(31.83)		1:40.39	(32.60)			2:13.13	(32.74)	2:45.66	(32.53)
			3:18.42	(32.76)	3:51.38	(32.96)		4:24.78	(33.40)			4:57.57	(32.79)	5:30.72	(33.15)
			6:03.56	(32.84)	6:36.52	(32.96)		7:09.59	(33.07)			7:42.35	(32.76)	8:15.43	(33.08)
			8:48.65	(33.22)	9:21.72	(33.07)		9:54.71	(32.99)			10:28.10	(33.39)	11:01.23	(33.13)
			11:34.60	(33.37)	12:08.09	(33.49)		12:41.70	(33.61)			13:14.81	(33.11)	13:47.67	(32.86)


**DISTANCE ANALYSIS IN PAIRS / ANALYSE DE LA DISTANCE PAR PAIRE**

OVAL LINGOTTO FRI 24 FEB 2006 / VEN 24 FEV 2006 START TIME / DEBUT 15:00

Pair	Lane	No	Name	NOC Code		Time		Note	Rank						
				Split Time	Lap Time	Split Time	Lap Time			Split Time	Lap Time				
2	I	179	SKOBREV Ivan	RUS		13:17.54			6						
				34.53	(34.53)	1:05.39	(30.86)			1:36.84	(31.45)	2:08.31	(31.47)	2:39.89	(31.58)
				3:11.35	(31.46)	3:42.64	(31.29)			4:14.31	(31.67)	4:45.99	(31.68)	5:17.74	(31.75)
				5:49.29	(31.55)	6:20.78	(31.49)			6:52.42	(31.64)	7:24.10	(31.68)	7:55.92	(31.82)
				8:27.72	(31.80)	8:59.60	(31.88)			9:31.61	(32.01)	10:03.86	(32.25)	10:36.17	(32.31)
	11:08.40	(32.23)	11:40.67	(32.27)	12:13.05	(32.38)	12:45.37	(32.32)	13:17.54	(32.17)					
	O	184	VELDKAMP Bart	BEL		13:48.12			14						
				34.76	(34.76)	1:05.72	(30.96)			1:37.28	(31.56)	2:09.19	(31.91)	2:41.12	(31.93)
				3:13.30	(32.18)	3:45.38	(32.08)			4:17.60	(32.22)	4:50.00	(32.40)	5:23.00	(33.00)
				5:55.90	(32.90)	6:29.03	(33.13)			7:02.29	(33.26)	7:35.59	(33.30)	8:08.66	(33.07)
8:41.84				(33.18)	9:15.01	(33.17)	9:48.21			(33.20)	10:21.66	(33.45)	10:55.11	(33.45)	
11:29.38	(34.27)	12:03.78	(34.40)	12:37.90	(34.12)	13:12.49	(34.59)	13:48.12	(35.63)						
3	I	120	DETY SHEV Artyom	RUS		DQ									
				35.33	(35.33)	1:06.44	(31.11)			1:38.12	(31.68)	2:10.05	(31.93)	2:42.01	(31.96)
				3:13.66	(31.65)	3:44.94	(31.28)			4:16.16	(31.22)	4:47.55	(31.39)	5:18.84	(31.29)
				5:50.14	(31.30)	6:21.58	(31.44)			6:53.30	(31.72)	7:24.83	(31.53)	7:56.53	(31.70)
				8:28.35	(31.82)	9:00.31	(31.96)			9:32.29	(31.98)	10:04.35	(32.06)	10:36.62	(32.27)
	11:08.99	(32.37)	11:41.73	(32.74)	12:14.97	(33.24)	12:48.59	(33.62)	13:22.81	(34.22)					
	O	175	SANFRATELLO Ippolito	ITA		13:41.91			12						
				35.83	(35.83)	1:07.31	(31.48)			1:39.48	(32.17)	2:11.79	(32.31)	2:43.48	(31.69)
				3:15.77	(32.29)	3:47.57	(31.80)			4:19.45	(31.88)	4:51.58	(32.13)	5:23.68	(32.10)
				5:55.83	(32.15)	6:28.29	(32.46)			7:01.00	(32.71)	7:33.70	(32.70)	8:06.47	(32.77)
8:39.41				(32.94)	9:12.59	(33.18)	9:45.95			(33.36)	10:19.47	(33.52)	10:53.14	(33.67)	
11:26.99	(33.85)	12:00.85	(33.86)	12:34.51	(33.66)	13:08.23	(33.72)	13:41.91	(33.68)						




**DISTANCE ANALYSIS IN PAIRS / ANALYSE DE LA DISTANCE PAR PAIRE**

OVAL LINGOTTO FRI 24 FEB 2006 / VEN 24 FEV 2006 START TIME / DEBUT 15:00

Pair	Lane	No	Name	NOC Code		Time		Note	Rank						
				Split Time	Lap Time	Split Time	Lap Time								
4	I	119	de JONG Bob	NED		13:01.57			1						
				34.97	(34.97)	1:05.68	(30.71)			1:36.57	(30.89)	2:07.30	(30.73)	2:37.99	(30.69)
				3:08.71	(30.72)	3:39.29	(30.58)			4:10.03	(30.74)	4:40.66	(30.63)	5:11.22	(30.56)
				5:41.73	(30.51)	6:12.32	(30.59)			6:43.01	(30.69)	7:13.90	(30.89)	7:44.79	(30.89)
				8:16.17	(31.38)	8:47.62	(31.45)			9:19.13	(31.51)	9:51.24	(32.11)	10:22.95	(31.71)
	10:54.79	(31.84)	11:26.53	(31.74)	11:58.71	(32.18)	12:30.29	(31.58)	13:01.57	(31.28)					
	O	130	GRODUM Oystein	NOR		13:12.58			4						
				34.68	(34.68)	1:05.52	(30.84)			1:36.28	(30.76)	2:07.28	(31.00)	2:38.01	(30.73)
				3:08.93	(30.92)	3:39.64	(30.71)			4:10.62	(30.98)	4:41.82	(31.20)	5:13.27	(31.45)
				5:44.59	(31.32)	6:16.16	(31.57)			6:47.70	(31.54)	7:19.44	(31.74)	7:50.94	(31.50)
8:22.79				(31.85)	8:54.51	(31.72)	9:26.68			(32.17)	9:58.77	(32.09)	10:31.14	(32.37)	
11:03.36	(32.22)	11:35.81	(32.45)	12:08.39	(32.58)	12:40.82	(32.43)	13:12.58	(31.76)						
5	I	117	DANKERS Arne	CAN		13:23.55			9						
				35.31	(35.31)	1:05.93	(30.62)			1:37.12	(31.19)	2:08.62	(31.50)	2:40.46	(31.84)
				3:12.14	(31.68)	3:43.97	(31.83)			4:15.93	(31.96)	4:48.05	(32.12)	5:20.21	(32.16)
				5:52.37	(32.16)	6:24.32	(31.95)			6:56.02	(31.70)	7:27.75	(31.73)	7:59.45	(31.70)
				8:31.57	(32.12)	9:04.11	(32.54)			9:36.70	(32.59)	10:09.04	(32.34)	10:41.35	(32.31)
	11:13.72	(32.37)	11:46.03	(32.31)	12:18.64	(32.61)	12:51.20	(32.56)	13:23.55	(32.35)					
	O	144	KRAMER Sven	NED		13:18.14			7						
				33.67	(33.67)	1:04.93	(31.26)			1:36.38	(31.45)	2:07.28	(30.90)	2:37.90	(30.62)
				3:09.07	(31.17)	3:40.32	(31.25)			4:11.24	(30.92)	4:42.09	(30.85)	5:13.35	(31.26)
				5:44.58	(31.23)	6:15.95	(31.37)			6:47.58	(31.63)	7:19.44	(31.86)	7:51.29	(31.85)
8:23.27				(31.98)	8:55.46	(32.19)	9:27.99			(32.53)	10:00.50	(32.51)	10:33.29	(32.79)	
11:06.00	(32.71)	11:39.11	(33.11)	12:12.19	(33.08)	12:45.30	(33.11)	13:18.14	(32.84)						


**DISTANCE ANALYSIS IN PAIRS / ANALYSE DE LA DISTANCE PAR PAIRE**

OVAL LINGOTTO FRI 24 FEB 2006 / VEN 24 FEV 2006 START TIME / DEBUT 15:00

Pair	Lane	No	Name				NOC Code	Time		Note	Rank				
			Split Time	Lap Time	Split Time	Lap Time		Split Time	Lap Time			Split Time	Lap Time		
6	I	172	ROJLER Johan				SWE	13:29.50			10				
			34.59	(34.59)	1:05.88	(31.29)		1:37.72	(31.84)			2:09.37	(31.65)	2:41.29	(31.92)
			3:12.99	(31.70)	3:44.72	(31.73)		4:16.41	(31.69)			4:48.10	(31.69)	5:19.65	(31.55)
			5:51.34	(31.69)	6:22.91	(31.57)		6:54.79	(31.88)			7:26.67	(31.88)	7:58.66	(31.99)
			8:30.87	(32.21)	9:03.23	(32.36)		9:35.79	(32.56)			10:08.56	(32.77)	10:41.49	(32.93)
	11:15.01	(33.52)	11:48.39	(33.38)	12:21.89	(33.50)	12:55.43	(33.54)	13:29.50	(34.07)					
	O	125	FABRIS Enrico				ITA	13:21.54			8				
			34.53	(34.53)	1:05.81	(31.28)		1:37.70	(31.89)			2:09.83	(32.13)	2:41.35	(31.52)
			3:13.08	(31.73)	3:44.89	(31.81)		4:17.00	(32.11)			4:48.99	(31.99)	5:21.22	(32.23)
			5:53.20	(31.98)	6:25.37	(32.17)		6:57.70	(32.33)			7:30.20	(32.50)	8:02.47	(32.27)
8:34.74			(32.27)	9:06.86	(32.12)	9:38.87		(32.01)	10:10.86			(31.99)	10:43.00	(32.14)	
11:14.91	(31.91)	11:46.87	(31.96)	12:18.64	(31.77)	12:50.23	(31.59)	13:21.54	(31.31)						
7	I	174	SAETRE Lasse				NOR	13:12.93			5				
			34.96	(34.96)	1:05.18	(30.22)		1:35.92	(30.74)			2:06.52	(30.60)	2:37.24	(30.72)
			3:07.97	(30.73)	3:38.71	(30.74)		4:09.55	(30.84)			4:40.44	(30.89)	5:11.33	(30.89)
			5:42.42	(31.09)	6:13.96	(31.54)		6:45.48	(31.52)			7:17.39	(31.91)	7:49.14	(31.75)
			8:20.96	(31.82)	8:52.91	(31.95)		9:25.02	(32.11)			9:57.43	(32.41)	10:29.80	(32.37)
	11:02.68	(32.88)	11:35.52	(32.84)	12:08.53	(33.01)	12:41.45	(32.92)	13:12.93	(31.48)					
	O	124	ERVIK Eskil				NOR	13:37.62			11				
			35.07	(35.07)	1:05.91	(30.84)		1:37.06	(31.15)			2:07.97	(30.91)	2:39.40	(31.43)
			3:11.03	(31.63)	3:42.65	(31.62)		4:14.43	(31.78)			4:46.39	(31.96)	5:18.74	(32.35)
			5:51.16	(32.42)	6:23.57	(32.41)		6:55.43	(31.86)			7:28.17	(32.74)	8:00.86	(32.69)
8:34.10			(33.24)	9:07.00	(32.90)	9:40.33		(33.33)	10:13.73			(33.40)	10:47.74	(34.01)	
11:21.75	(34.01)	11:56.06	(34.31)	12:30.23	(34.17)	13:04.11	(33.88)	13:37.62	(33.51)						



## DISTANCE ANALYSIS IN PAIRS / ANALYSE DE LA DISTANCE PAR PAIRE

OVAL LINGOTTO FRI 24 FEB 2006 / VEN 24 FEV 2006 START TIME / DEBUT 15:00

Pair	Lane	No	Name	NOC Code		Time		Note	Rank				
				Split Time	Lap Time	Split Time	Lap Time			Split Time	Lap Time		
8	I	134	HEDRICK Chad	USA		13:05.40			2				
				34.04	(34.04)	1:04.63	(30.59)	1:35.00	(30.37)	2:05.30	(30.30)	2:36.17	(30.87)
				3:07.30	(31.13)	3:38.43	(31.13)	4:09.42	(30.99)	4:40.55	(31.13)	5:11.57	(31.02)
				5:42.85	(31.28)	6:14.03	(31.18)	6:45.22	(31.19)	7:16.41	(31.19)	7:47.98	(31.57)
				8:19.42	(31.44)	8:51.02	(31.60)	9:22.86	(31.84)	9:54.77	(31.91)	10:27.11	(32.34)
	10:59.44	(32.33)	11:31.01	(31.57)	12:02.02	(31.01)	12:33.07	(31.05)	13:05.40	(32.33)			
	O	185	VERHEIJEN Carl	NED		13:08.80			3				
				35.23	(35.23)	1:06.02	(30.79)	1:37.33	(31.31)	2:08.50	(31.17)	2:39.81	(31.31)
				3:11.04	(31.23)	3:41.87	(30.83)	4:13.03	(31.16)	4:44.26	(31.23)	5:15.62	(31.36)
				5:47.02	(31.40)	6:18.36	(31.34)	6:49.59	(31.23)	7:20.89	(31.30)	7:52.23	(31.34)
8:23.28				(31.05)	8:54.54	(31.26)	9:25.75	(31.21)	9:57.17	(31.42)	10:28.68	(31.51)	
11:00.64	(31.96)	11:32.61	(31.97)	12:04.43	(31.82)	12:36.47	(32.04)	13:08.80	(32.33)				

**LEGEND**

**DQ** Disqualified  
**O** Outer lane

**I** Inner lane  
**OR** Olympic record

**No** Start number  
**WR** World record



## ICE AND CLIMATIC CONDITIONS / CONDITIONS CLIMATIQUES ET DE LA GLACE

OVAL LINGOTTO FRI 24 FEB 2006 / VEN 24 FEV 2006 START TIME / DEBUT 15:00 END TIME / TEMPS RÉALISÉ 18:04

	Session 1	
	Start	End
<b>Time</b>	15:00	15:50
<b>Pair number</b>	1	3
<b>Air Temperature</b>	14.7 °C / 59 °F	14.7 °C / 59 °F
<b>Ice Temperature</b>	-8.5 °C / 17 °F	-8.6 °C / 17 °F
<b>Humidity</b>	36%	37%
<b>Air Pressure</b>	1000 hPa	999 hPa

	Session 2	
	Start	End
<b>Time</b>	16:16	17:03
<b>Pair number</b>	4	6
<b>Air Temperature</b>	15.1 °C / 59 °F	15.1 °C / 59 °F
<b>Ice Temperature</b>	-8.5 °C / 17 °F	-8.5 °C / 17 °F
<b>Humidity</b>	36%	37%
<b>Air Pressure</b>	999 hPa	999 hPa

	Session 3	
	Start	End
<b>Time</b>	17:30	18:04
<b>Pair number</b>	7	8
<b>Air Temperature</b>	15.6 °C / 60 °F	15.4 °C / 60 °F
<b>Ice Temperature</b>	-8.5 °C / 17 °F	-8.6 °C / 17 °F
<b>Humidity</b>	37%	37%
<b>Air Pressure</b>	999 hPa	999 hPa



## RESULTS / RÉSULTATS

OVAL LINGOTTO SAT 25 FEB 2006 / SAM 25 FEV 2006 START TIME / DEBUT 16:30


<b>WR</b>	<b>6:46.91</b>	PECHSTEIN Claudia (GER)	23 FEB 2002	Salt Lake City, UT (USA)
<b>OR</b>	<b>6:46.91</b>	PECHSTEIN Claudia (GER)	23 FEB 2002	Salt Lake City, UT (USA)

### ISU Officials

Referee	IMMERFALL Dan (USA)
Assistant Referee	MERZ Franca (ITA)
Starter	VANBERG Marcel Lesche (NOR)

Rank	No	Name	NOC Code	Pair	Lane	Time	Gap	Note
1	16	HUGHES Clara	CAN	8	O	<b>6:59.07</b>	0.00	
2	41	PECHSTEIN Claudia	GER	8	I	<b>7:00.08</b>	1.01	
3	20	KLASSEN Cindy	CAN	7	O	<b>7:00.57</b>	1.50	
4	49	SABLIKOVA Martina	CZE	7	I	<b>7:01.38</b>	2.31	
5	2	ANSCHUETZ THOMS Daniela	GER	6	O	<b>7:02.82</b>	3.75	
6	12	GROVES Kristina	CAN	4	O	<b>7:03.95</b>	4.88	
7	43	RANEY Catherine	USA	5	I	<b>7:04.91</b>	5.84	
8	13	HAUGLI Maren	NOR	5	O	<b>7:06.08</b>	7.01	
9	11	GROENEWOLD Renate	NED	4	I	<b>7:11.32</b>	12.25	
10	21	KLEIBEUKER Carien	NED	6	I	<b>7:12.18</b>	13.11	
11	17	ISHINO Eriko	JPN	3	O	<b>7:12.48</b>	13.41	
12	47	ROKITA Anna Natalia	AUT	2	O	<b>7:16.75</b>	17.68	
13	56	TABATA Maki	JPN	1	I	<b>7:18.05</b>	18.98	
14	38	OPITZ Lucille	GER	2	I	<b>7:18.06</b>	18.99	
15	64	WANG Fei	CHN	3	I	<b>7:22.90</b>	23.83	
16	69	WOJCICKA Katarzyna	POL	1	O	<b>7:28.09</b>	29.02	

Referee:



**IMMERFALL Dan (USA)**

<b>LEGEND</b>				
<b>I</b>	Inner lane	<b>No</b>	Start number	<b>O</b>
<b>OR</b>	Olympic record	<b>WR</b>	World record	
				Outer lane



## DISTANCE ANALYSIS IN PAIRS / ANALYSE DE LA DISTANCE PAR PAIRE

OVAL LINGOTTO SAT 25 FEB 2006 / SAM 25 FEV 2006 START TIME / DEBUT 16:30

<b>WR</b>	<b>6:46.91</b>	PECHSTEIN Claudia (GER)	23 FEB 2002	Salt Lake City, UT (USA)
<b>OR</b>	<b>6:46.91</b>	PECHSTEIN Claudia (GER)	23 FEB 2002	Salt Lake City, UT (USA)

WR	200m	19.79	600m	51.50	1000m	1:23.89	1400m	1:55.95	1800m	2:28.33
	OR	19.79		51.50		1:23.89		1:55.95		2:28.33
WR	2200m	3:00.47	2600m	3:32.87	3000m	4:05.35	3400m	4:37.67	3800m	5:10.01
	OR	3:00.47		3:32.87		4:05.35		4:37.67		5:10.01
WR	4200m	5:42.49	4600m	6:14.86	Finish	6:46.91				
	OR	5:42.49		6:14.86		6:46.91				

Pair	Lane	No	Name	NOC Code		Time		Note	Rank				
				Split Time	Lap Time	Split Time	Lap Time						
1	I	56	<b>TABATA Maki</b>	<b>JPN</b>		<b>7:18.05</b>			<b>13</b>				
				20.78	(20.78)	53.75	(32.97)	1:26.81	(33.06)	2:00.73	(33.92)	2:35.03	(34.30)
				3:09.38	(34.35)	3:44.09	(34.71)	4:19.30	(35.21)	4:54.76	(35.46)	5:30.24	(35.48)
				6:06.11	(35.87)	6:41.85	(35.74)	7:18.05	(36.20)				
O	69	<b>WOJCICKA Katarzyna</b>	<b>POL</b>		<b>7:28.09</b>			<b>16</b>					
			20.62	(20.62)	53.69	(33.07)	1:27.27	(33.58)	2:01.01	(33.74)	2:34.95	(33.94)	
			3:09.31	(34.36)	3:44.63	(35.32)	4:20.24	(35.61)	4:56.37	(36.13)	5:33.50	(37.13)	
			6:11.15	(37.65)	6:49.70	(38.55)	7:28.09	(38.39)					
2	I	38	<b>OPITZ Lucille</b>	<b>GER</b>		<b>7:18.06</b>			<b>14</b>				
				21.00	(21.00)	54.35	(33.35)	1:28.03	(33.68)	2:01.97	(33.94)	2:35.86	(33.89)
				3:10.12	(34.26)	3:44.22	(34.10)	4:18.56	(34.34)	4:53.08	(34.52)	5:28.15	(35.07)
				6:03.81	(35.66)	6:40.47	(36.66)	7:18.06	(37.59)				
O	47	<b>ROKITA Anna Natalia</b>	<b>AUT</b>		<b>7:16.75</b>			<b>12</b>					
			21.02	(21.02)	53.87	(32.85)	1:28.03	(34.16)	2:01.97	(33.94)	2:36.16	(34.19)	
			3:10.06	(33.90)	3:44.35	(34.29)	4:18.48	(34.13)	4:53.18	(34.70)	5:28.07	(34.89)	
			6:03.82	(35.75)	6:40.17	(36.35)	7:16.75	(36.58)					
3	I	64	<b>WANG Fei</b>	<b>CHN</b>		<b>7:22.90</b>			<b>15</b>				
				20.49	(20.49)	54.37	(33.88)	1:28.57	(34.20)	2:03.10	(34.53)	2:37.17	(34.07)
				3:11.74	(34.57)	3:46.20	(34.46)	4:21.09	(34.89)	4:56.26	(35.17)	5:32.35	(36.09)
				6:08.24	(35.89)	6:44.14	(35.90)	7:22.90	(38.76)				
O	17	<b>ISHINO Eriko</b>	<b>JPN</b>		<b>7:12.48</b>			<b>11</b>					
			20.40	(20.40)	53.00	(32.60)	1:26.17	(33.17)	1:59.39	(33.22)	2:32.68	(33.29)	
			3:06.23	(33.55)	3:40.25	(34.02)	4:14.70	(34.45)	4:49.75	(35.05)	5:24.81	(35.06)	
			6:00.21	(35.40)	6:36.34	(36.13)	7:12.48	(36.14)					


**DISTANCE ANALYSIS IN PAIRS / ANALYSE DE LA DISTANCE PAR PAIRE**

OVAL LINGOTTO SAT 25 FEB 2006 / SAM 25 FEV 2006 START TIME / DEBUT 16:30

Pair	Lane	No	Name				NOC Code	Time		Note	Rank
			Split Time	Lap Time	Split Time	Lap Time		Split Time	Lap Time		
4	I	11	<b>GROENEWOLD Renate</b>				<b>NED</b>	<b>7:11.32</b>			<b>9</b>
		20.83	(20.83)	53.59	(32.76)	1:26.59	(33.00)	1:59.98	(33.39)	2:33.24	(33.26)
		3:06.75	(33.51)	3:39.83	(33.08)	4:13.70	(33.87)	4:48.42	(34.72)	5:24.09	(35.67)
		5:59.73	(35.64)	6:35.52	(35.79)	7:11.32	(35.80)				
O		12	<b>GROVES Kristina</b>				<b>CAN</b>	<b>7:03.95</b>			<b>6</b>
		20.77	(20.77)	53.47	(32.70)	1:26.81	(33.34)	1:59.93	(33.12)	2:33.21	(33.28)
		3:06.41	(33.20)	3:39.64	(33.23)	4:13.11	(33.47)	4:46.79	(33.68)	5:20.54	(33.75)
		5:54.56	(34.02)	6:29.02	(34.46)	7:03.95	(34.93)				
5	I	43	<b>RANEY Catherine</b>				<b>USA</b>	<b>7:04.91</b>			<b>7</b>
		21.00	(21.00)	53.53	(32.53)	1:26.55	(33.02)	2:00.00	(33.45)	2:33.31	(33.31)
		3:06.76	(33.45)	3:40.31	(33.55)	4:14.10	(33.79)	4:48.00	(33.90)	5:22.08	(34.08)
		5:55.79	(33.71)	6:29.98	(34.19)	7:04.91	(34.93)				
O		13	<b>HAUGLI Maren</b>				<b>NOR</b>	<b>7:06.08</b>			<b>8</b>
		20.87	(20.87)	53.43	(32.56)	1:26.79	(33.36)	1:59.40	(32.61)	2:32.25	(32.85)
		3:05.15	(32.90)	3:38.62	(33.47)	4:12.22	(33.60)	4:46.40	(34.18)	5:20.93	(34.53)
		5:55.96	(35.03)	6:30.64	(34.68)	7:06.08	(35.44)				
6	I	21	<b>KLEIBEUKER Carien</b>				<b>NED</b>	<b>7:12.18</b>			<b>10</b>
		21.39	(21.39)	53.93	(32.54)	1:27.34	(33.41)	2:00.73	(33.39)	2:34.24	(33.51)
		3:08.06	(33.82)	3:42.03	(33.97)	4:16.69	(34.66)	4:51.57	(34.88)	5:26.60	(35.03)
		6:01.75	(35.15)	6:37.05	(35.30)	7:12.18	(35.13)				
O		2	<b>ANSCHUETZ THOMS Daniela</b>				<b>GER</b>	<b>7:02.82</b>			<b>5</b>
		20.29	(20.29)	52.70	(32.41)	1:26.04	(33.34)	1:59.45	(33.41)	2:32.80	(33.35)
		3:06.29	(33.49)	3:39.89	(33.60)	4:13.55	(33.66)	4:47.17	(33.62)	5:20.77	(33.60)
		5:54.74	(33.97)	6:28.88	(34.14)	7:02.82	(33.94)				



## DISTANCE ANALYSIS IN PAIRS / ANALYSE DE LA DISTANCE PAR PAIRE

OVAL LINGOTTO SAT 25 FEB 2006 / SAM 25 FEV 2006 START TIME / DEBUT 16:30

Pair	Lane	No	Name	NOC Code	Time		Note	Rank
					Split Time	Lap Time		
7	I	49	SABLIKOVA Martina	CZE	7:01.38			4
					Split Time	Lap Time		
					21.17	(21.17) 54.19 (33.02) 1:27.54 (33.35) 2:00.67 (33.13) 2:33.54 (32.87)		
					3:06.65	(33.11) 3:39.68 (33.03) 4:13.17 (33.49) 4:46.82 (33.65) 5:20.74 (33.92)		
					5:54.57	(33.83) 6:28.16 (33.59) 7:01.38 (33.22)		
	O	20	KLASSEN Cindy	CAN	7:00.57			3
					Split Time	Lap Time		
					19.70	(19.70) 51.17 (31.47) 1:24.29 (33.12) 1:57.52 (33.23) 2:30.02 (32.50)		
					3:02.64	(32.62) 3:35.40 (32.76) 4:08.53 (33.13) 4:41.74 (33.21) 5:15.25 (33.51)		
					5:49.25	(34.00) 6:24.14 (34.89) 7:00.57 (36.43)		
8	I	41	PECHSTEIN Claudia	GER	7:00.08			2
					Split Time	Lap Time		
					19.91	(19.91) 52.48 (32.57) 1:25.77 (33.29) 1:58.91 (33.14) 2:31.72 (32.81)		
					3:04.81	(33.09) 3:38.22 (33.41) 4:11.78 (33.56) 4:45.01 (33.23) 5:18.70 (33.69)		
					5:52.26	(33.56) 6:26.15 (33.89) 7:00.08 (33.93)		
	O	16	HUGHES Clara	CAN	6:59.07			1
					Split Time	Lap Time		
					21.02	(21.02) 53.73 (32.71) 1:26.80 (33.07) 1:59.55 (32.75) 2:32.53 (32.98)		
					3:05.82	(33.29) 3:39.28 (33.46) 4:12.42 (33.14) 4:45.64 (33.22) 5:18.96 (33.32)		
					5:52.64	(33.68) 6:26.00 (33.36) 6:59.07 (33.07)		

**LEGEND**

I	Inner lane	No	Start number	O	Outer lane
OR	Olympic record	WR	World record		





## ICE AND CLIMATIC CONDITIONS / CONDITIONS CLIMATIQUES ET DE LA GLACE

OVAL LINGOTTO SAT 25 FEB 2006 / SAM 25 FEV 2006 START TIME / DEBUT 16:30 END TIME / TEMPS RÉALISÉ 18:16

	Session 1	
	Start	End
<b>Time</b>	14:30	17:08
<b>Pair number</b>	1	4
<b>Air Temperature</b>	14.9 °C / 59 °F	15 °C / 59 °F
<b>Ice Temperature</b>	-8.6 °C / 17 °F	-8.6 °C / 17 °F
<b>Humidity</b>	35%	35%
<b>Air Pressure</b>	1001 hPa	1001 hPa

	Session 2	
	Start	End
<b>Time</b>	17:38	18:20
<b>Pair number</b>	5	8
<b>Air Temperature</b>	15.5 °C / 60 °F	15.3 °C / 60 °F
<b>Ice Temperature</b>	-8.5 °C / 17 °F	-8.6 °C / 17 °F
<b>Humidity</b>	35%	35%
<b>Air Pressure</b>	1001 hPa	1001 hPa

Copyright, © 2009, LA84 Foundation of Los Angeles

**Notes on the digitized version of the Official Report of the XX Olympic Winter Games Torino 2006 – Sports Results.**

The sport results of the XX Olympic Winter Games Torino 2006 were generated from the CD-ROM Results Book XX Olympic Winter Games Torino 2006.

The sport results of the XX Olympic Winter Games Torino 2006 was digitized by the LA84 Foundation with the permission of the Comitato per l'Organizzazione dei XX Giochi Olimpici Invernali Torino 2006 (Organising Committee for the XX Olympic Winter Games Torino 2006) and the International Olympic Committee. The Comitato per l'Organizzazione dei XX Giochi Olimpici Invernali Torino 2006 is the copyright owner of the sport results.

Sports results for the bobsleigh, luge and skeleton were reprinted and scanned into PDF files from the original CD-ROM Results Book XX Olympic Winter Games Torino 2006.

Selecting a topic heading will take you to the corresponding section in the document.

Profile of the digital version:

File name: SpeedSkating.pdf

File size: 598 KB

Format: Portable Document Format (PDF) 1.4 (Adobe Acrobat 5.0)

Source document: Official Report of the XX Olympic Winter Games Torino 2006, CD-ROM Results Book.

Creation Platform: Windows XP

Creation Date: March 2009

Conversion Software: Adobe Acrobat

Image Resolution: unknown

Digital Fonts: unknown