



COMPETITION SCHEDULE

Date	Time	Event
WED 8 FEB	10:30	NH Ind Gundersen Off Training 1 Jump 1
WED 8 FEB	11:13	NH Ind Gundersen Off Training 1 Jump 2
WED 8 FEB	11:51	NH Ind Gundersen Off Training 1 Jump 3
THU 9 FEB	10:30	NH Ind Gundersen Off Training 2 Jump 1
THU 9 FEB	11:20	NH Ind Gundersen Off Training 2 Jump 2
THU 9 FEB	12:27	NH Ind Gundersen Off Training 2 Jump 3
FRI 10 FEB	9:31	NH Ind Gundersen Off Training 3 Jump 1
FRI 10 FEB	10:40	NH Ind Gundersen Off Training 3 Jump 2
FRI 10 FEB	11:29	NH Ind Gundersen Off Training 3 Jump 3
SAT 11 FEB	10:00	NH Individual Gundersen Trial Round
SAT 11 FEB	11:00	NH Individual Gundersen 1st Round
SAT 11 FEB	12:06	NH Individual Gundersen Final Round
SAT 11 FEB	15:00	Individual Gundersen 15 km
SUN 12 FEB	10:30	LH Team Official Training 1 Jump 1
SUN 12 FEB	10:57	LH Team Official Training 1 Jump 2
SUN 12 FEB	11:24	LH Team Official Training 1 Jump 3
MON 13 FEB	10:31	LH Team Official Training 2 Jump 1
MON 13 FEB	11:10	LH Team Official Training 2 Jump 2
MON 13 FEB	11:50	LH Team Official Training 2 Jump 3
TUE 14 FEB	10:31	LH Team Official Training 3 Jump 1
TUE 14 FEB	11:19	LH Team Official Training 3 Jump 2
TUE 14 FEB	12:04	LH Team Official Training 3 Jump 3
WED 15 FEB	10:30	LH Team 1st Round
THU 16 FEB	8:02	LH Team Trial Round
THU 16 FEB	9:02	LH Team Final Round
THU 16 FEB	15:00	Team 4x5 km
FRI 17 FEB	10:30	LH Sprint Official Training 1 Jump 1
FRI 17 FEB	11:20	LH Sprint Official Training 1 Jump 2
FRI 17 FEB	12:10	LH Sprint Official Training 1 Jump 3
SUN 19 FEB	10:32	LH Sprint Official Training 2 Jump 1



COMPETITION SCHEDULE

Date	Time	Event
SUN 19 FEB	11:14	LH Sprint Official Training 2 Jump 2
SUN 19 FEB	11:42	LH Sprint Official Training 2 Jump 3
MON 20 FEB	10:31	LH Sprint Official Training 3 Jump 1
MON 20 FEB	11:12	LH Sprint Official Training 3 Jump 2
MON 20 FEB	11:58	LH Sprint Official Training 3 Jump 3
TUE 21 FEB	10:00	LH Sprint Trial Round
TUE 21 FEB	11:52	LH Sprint Competition Round
TUE 21 FEB	15:00	Sprint 7.5 km



COMPETITION OFFICIALS

FUNCTION	NAME	NOC
Jury - Nordic Combined / Ski Jumping		
FIS Race Director	WEHLING Uli	GER - Germany
FIS Technical Delegate	LAMB Joe	USA - United States of America
Chief of Competition	PERTILE Ivo	ITA - Italy
Jury - Nordic Combined / Cross Country		
FIS Race Director	WEHLING Uli	GER - Germany
FIS Technical Delegate	LAMB Joe	USA - United States of America
FIS Assistant Technical Director	AALTO Asko	FIN - Finland
Chief of Competition	PERTILE Ivo	ITA - Italy
Chief of Course	BRIGADOI Giuseppe	ITA - Italy
Judges		
	DE CRIGNIS Leonardo	ITA - Italy
	LINSINGER Sebastian	AUT - Austria
	KUUSINEN Eero	FIN - Finland
	LIVLAND Nils	NOR - Norway
	BUKOVNIK Janez	SLO - Slovenia
	EGLOFF Ernst	SUI - Switzerland
FIS Officials		
Chief of Distance Measuring	KINDLER Matthias	GER - Germany
Equipment Controller	MEINEL Sabine	GER - Germany
FIS Assistant Race Director	LAINÉ Jarkko	FIN - Finland
FIS Assistant Technical Delegate	AALTO Asko	FIN - Finland



MEDALLISTS BY EVENT / MÉDAILLÉS PAR ÉPREUVE

As of THU 16 FEB 2006 / En date du JEU 16 FEV 2006

Competition Name	Date	Medal	Name	NOC Code
Individual Gundersen	11 Feb 2006	Gold	HETTICH Georg	GER
		Silver	GOTTWALD Felix	AUT
		Bronze	MOAN Magnus-H.	NOR
Team	16 Feb 2006	Gold	GRUBER Michael BIELER Christoph GOTTWALD Felix STECHER Mario	AUT
		Silver	KIRCHEISEN Bjoern HETTICH Georg ACKERMANN Ronny GAISER Jens	GER
		Bronze	KUISMA Antti KOIVURANTA Anssi TALLUS Jaakko MANNINEN Hannu	FIN
		Gold	GOTTWALD Felix	AUT
		Silver	MOAN Magnus-H.	NOR
		Bronze	HETTICH Georg	GER
SPRINT	21 Feb 2006	Gold	GOTTWALD Felix	AUT
		Silver	MOAN Magnus-H.	NOR
		Bronze	HETTICH Georg	GER



MEDAL STANDINGS / CLASSEMENT PAR MÉDAILLES

As of TUE 21 FEB 2006 / En date du MAR 21 FEV 2006

Rank	NOC					Rank by Total
		G	S	B	Tot	
1	AUT - Austria	2	1		3	=1
2	GER - Germany	1	1	1	3	=1
3	NOR - Norway		1	1	2	3
4	FIN - Finland			1	1	4
	Total:	3	3	3	9	

LEGEND

= Equal sign indicates that two or more NOCs share the same rank by total
B Bronze
S Silver

G Gold
Tot Total

NORDIC EVENTS MEDAL STANDINGS CLASSEMENT PAR MÉDAILLES DES ÉPREUVES NORDIQUES

As of TUE 21 FEB 2006 / En date du MAR 21 FÉVR. 2006

AFTER 14 OF 18 EVENTS

Rank	NOC	Cross-Country Skiing				Ski Jumping				Nordic Combined				Total				Rank by Total
		G	S	B	Tot	G	S	B	Tot	G	S	B	Tot	G	S	B	Tot	
1	AUT - Austria					2	1		3	2	1		3	4	2		6	=2
2	EST - Estonia	3			3									3			3	=6
3	RUS - Russian Federation	2		2	4									2		2	4	=4
4	SWE - Sweden	2		1	3									2		1	3	=6
5	NOR - Norway		3	1	4	1		3	4		1	1	2	1	4	5	10	1
6	GER - Germany		2	1	3					1	1	1	3	1	3	2	6	=2
7	ITA - Italy	1		2	3									1		2	3	=6
8	FIN - Finland			1	1		2		2			1	1		2	2	4	=4
9	CZE - Czech Republic		2		2										2		2	9
10	CAN - Canada		1		1										1		1	10
	Total:	8	8	8	24	3	3	3	9	3	3	3	9	14	14	14	42	

Legend:

= Equal sign indicates that two or more NOCs share the same rank by total B Bronze G Gold S Silver Tot Total



RESULTS / RÉSULTATS

PRAGELATO WED 8 FEB 2006 / MER 8 FEV 2006 START TIME / DEBUT 10:30 END TIME / FINI A 12:20

Jury / Competition Management		Judges			Hill Data / Calculation	
FIS Race Director (RD)	WEHLING Ulrich (FIS)	A	LIVLAND Nils (NOR)		Hill Size (HS):	106 m
FIS Technical Delegate (TD)	LAMB Joe (USA)	B	de CRIGNIS Leonardo (ITA)		K-Point:	95 m
Chief of Competition	PERTILE Ivo (ITA)	C	EGLOFF Ernst (SUI)		Metre Value:	2.0 Points/m
FIS Assistant TD	AALTO Asko (FIN)	D	LINSINGER Sebastian (AUT)		Seconds per Point:	4
FIS Assistant RD	LAINE Jarkko (FIS)	E	BUKOVNIK Janez (SLO)		Points per Minute:	15

Bib	Name	NOC Code	1st Round			2nd Round			3rd Round		
			Speed [km/h] Rank	Distance [m] Rank	Gate Rank	Speed [km/h] Rank	Distance [m] Rank	Gate Rank	Speed [km/h] Rank	Distance [m] Rank	Gate Rank
1	BRESADOLA Davide	ITA									
2	MICHIELLI Giuseppe	ITA	92.8 6	90.0 22	22	92.3 15	92.5 19	22	92.6 4	92.5 20	22
3	MUNARI Daniele	ITA	92.6 11	81.0 43	22	92.3 15	84.5 42	22	92.6 4	85.5 42	22
4	STROBL Jochen	ITA	92.3 23	88.0 29	22	92.2 21	90.0 25	22	92.0 23	91.5 25	22
5	ACKERMANN Ronny	GER									
6	GAISER Jens	GER	92.9 4	89.0 27	22	93.1 2	95.5 10	22	92.5 7	93.0 17	22
7	HASENEY Sebastian	GER	92.8 6	90.0 22	22	92.6 5	88.5 31	22	92.6 4	91.0 27	22
8	HETTICH Georg	GER	92.9 4	94.5 7	22	92.7 4	97.0 8	22	92.5 7	95.0 7	22
9	KIRCHEISEN Bjoern	GER	93.1 2	95.0 4	22	92.5 9	97.5 7	22	92.7 3	96.5 6	22
10	SCHMITT Thorsten	GER	93.1 2	95.0 4	22	92.6 5	98.5 4	22	92.4 11	94.5 8	22
11	PLEVNIK Dejan	SLO									
12	VTIC Damjan	SLO									
13	HEER Ronny	SUI									
14	HURSCHLER Andreas	SUI									
15	HURSCHLER Seppi	SUI									
16	RIEDER Ivan	SUI									
17	SCHMID Jan	SUI									
18	BAL Nicolas	FRA	92.0 33	79.5 44	22	92.1 28	86.5 37	22	91.7 35	83.5 45	22
19	BRAUD Francois	FRA	92.2 26	87.5 31	22	91.9 34	90.0 25	22	91.8 32	93.5 14	22
20	LAHEURTE Maxime	FRA	91.8 38	86.0 34	22	91.9 34	87.0 36	22	91.6 38	90.0 33	22
21	LAMY CHAPPUIS Jason	FRA	92.1 29	93.5 10	22	92.5 9	99.5 2	22	92.5 7	98.5 4	22
22	ROUX Ludovic	FRA	91.6 42	85.0 36	22	91.8 38	88.0 33	22	91.4 43	91.5 25	22
23	CHLUM Patrik	CZE	91.7 40	78.0 46	22	91.9 34	72.0 47	22	91.6 38	86.0 40	22
24	CHURAVY Pavel	CZE	92.3 23	85.0 36	22	92.0 33	93.0 15	22	91.7 35	94.0 11	22
25	RYGL Ladislav	CZE	92.1 29	86.0 34	22	91.6 41	86.5 37	22	91.5 40	93.0 17	22
26	SLAVIK Tomas	CZE	91.5 44	85.0 36	22	91.4 45	82.0 45	22	91.0 46	86.5 39	22
27	VOSEDALEK Ales	CZE	91.6 42	84.0 40	22	91.5 44	88.0 33	22	91.1 45	90.5 30	22



RESULTS / RÉSULTATS

PRAGELATO WED 8 FEB 2006 / MER 8 FEV 2006 START TIME / DEBUT 10:30 END TIME / FINI A 12:20

Bib	Name	NOC Code	1st Round			2nd Round			3rd Round		
			Speed [km/h] Rank	Distance [m] Rank	Gate Rank	Speed [km/h] Rank	Distance [m] Rank	Gate Rank	Speed [km/h] Rank	Distance [m] Rank	Gate Rank
28	KAITAINEN Jouni	FIN									
29	KOIVURANTA Anssi	FIN	92.6 11	96.0 2	22 2	92.4 13	99.0 3	22 3	92.5 7	100.0 2	22 2
30	KUISMA Antti	FIN	92.7 8	90.0 22	22 22	92.9 3	90.5 23	22 23	92.4 11	90.0 33	22 33
31	MANNINEN Hannu	FIN	93.4 1	93.0 11	22 11	93.2 1	93.5 12	22 12	93.1 1	91.0 27	22 27
32	RYYNAENEN Janne	FIN	92.2 26	92.0 16	22 16	92.1 28	90.0 25	22 25	91.9 29	94.0 11	22 11
33	TALLUS Jaakko	FIN	92.5 14	100.5 1	22 1	92.2 21	98.5 4	22 4	92.0 23	99.0 3	22 3
34	CAMEROTA Brett	USA	91.7 40	83.0 41	22 41	91.6 41	84.5 42	22 42	91.5 40	85.5 42	22 42
35	CAMEROTA Eric	USA	91.3 46	84.5 39	22 39	91.1 46	80.5 46	22 46	90.9 47	85.0 44	22 44
36	DEMONG Bill	USA	92.7 8	90.5 20	22 20	92.6 5	93.0 15	22 15	92.3 14	94.5 8	22 8
37	LODWICK Todd	USA	92.3 23	92.5 13	22 13	92.3 15	97.0 8	22 8	92.3 14	100.5 1	22 1
38	SPILLANE Johnny	USA	92.5 14	87.0 32	22 32	92.2 21	89.0 30	22 30	92.0 23	89.5 35	22 35
39	van LOAN Carl	USA	92.1 29	82.5 42	22 42	92.2 21	89.5 29	22 29	92.1 21	87.5 38	22 38
40	BIELER Christoph	AUT									
41	GOTTWALD Felix	AUT	92.5 14	90.0 22	22 22	92.4 13	91.0 21	22 21	92.4 11	91.0 27	22 27
42	GRUBER Bernhard	AUT	92.7 8	91.5 18	22 18	92.2 21	93.0 15	22 15	91.8 32	92.0 21	22 21
43	GRUBER Michael	AUT	92.5 14	94.0 8	22 8	92.5 9	91.5 20	22 20	92.3 14	94.0 11	22 11
44	KREINER David	AUT	92.0 33	90.5 20	22 20	92.2 21	88.5 31	22 31	92.1 21	90.5 30	22 30
45	STECHER Mario	AUT	92.5 14	95.0 4	22 4	92.6 5	93.5 12	22 12	92.3 14	97.5 5	22 5
46	HATAKEYAMA Yosuke	JPN	92.5 14	93.0 11	22 11	92.3 15	98.0 6	22 6	92.3 14	94.5 8	22 8
47	KITAMURA Takashi	JPN	91.2 47	86.5 33	22 33	91.1 46	86.5 37	22 37	91.5 40	74.0 47	22 47
48	KOBAYASHI Norihito	JPN	91.8 38	88.0 29	22 29	91.7 40	88.0 33	22 33	91.9 29	90.5 30	22 30
49	TAKAHASHI Daito	JPN	92.5 14	95.5 3	22 3	92.3 15	101.5 1	22 1	92.3 14	92.0 21	22 21
50	WATABE Akito	JPN	91.9 36	92.5 13	22 13	91.6 41	95.0 11	22 11	91.7 35	93.5 14	22 14
51	GRAESLI Ola Morten	NOR									
52	HAMMER Kristian	NOR									
53	KLEMETSEN Havard	NOR									
54	MOAN Magnus-H.	NOR									
55	TANDE Petter L.	NOR									
56	MYSLICKI Jason	CAN	92.2 26	88.5 28	22 28	92.3 15	91.0 21	22 21	91.8 32	83.5 45	22 45
57	THOMPSON Max	CAN	91.5 44	79.0 45	22 45	91.8 38	83.0 44	22 44	92.0 23	86.0 40	22 40



RESULTS / RÉSULTATS

PRAGELATO WED 8 FEB 2006 / MER 8 FEV 2006 START TIME / DEBUT 10:30 END TIME / FINI A 12:20

Bib	Name	NOC Code	1st Round			2nd Round			3rd Round		
			Speed [km/h] Rank	Distance [m] Rank	Gate Rank	Speed [km/h] Rank	Distance [m] Rank	Gate Rank	Speed [km/h] Rank	Distance [m] Rank	Gate Rank
58	DIYACHUK Sergei	UKR									
59	KOZLOV Mykola	UKR									
60	TRACHUK Volodymyr	UKR									
61	BARANNIKOV Alexsej	RUS	92.0 33	77.0 47	22 47	91.9 34	86.0 41	22 41	91.3 44	88.5 37	22 37
62	FESENKO Ivan	RUS	92.1 29	89.5 26	22 26	92.1 28	90.5 23	22 23	92.0 23	93.5 14	22 14
63	KAMENEV Anton	RUS	91.9 36	94.0 8	22 8	92.1 28	93.5 12	22 12	91.9 29	92.0 21	22 21
64	MASLENNIKOV Sergej	RUS	92.4 21	92.5 13	22 13	92.1 28	93.0 15	22 15	92.0 23	89.5 35	22 35
65	MATVEEV Dimitry	RUS	92.4 21	91.5 18	22 18	92.2 21	90.0 25	22 25	92.3 14	92.0 21	22 21
66	PIKKOR Tambet	EST	92.6 11	92.0 16	22 16	92.5 9	86.5 37	22 37	93.0 2	93.0 17	22 17

Weather Information								
	Time	Weather	Temp[°C]		Humid [%]	Wind[m/s]		
			Air	Snow		Min	Max	Avg
1st Round	10:30 - 11:03	Partly cloudy	0.7	-5.4	18	1.0	3.4	2.2
2nd Round	11:13 - 11:41	Partly cloudy	3.3	-5.0	15	0.8	3.1	2.1
3rd Round	11:51 - 12:20	Sunny	5.0	-4.4	15	0.8	3.4	2.0

Statistics											
	Gate	Falls	Distance[m]			Speed[km/h]			Athletes / NOCs		
			Min	Max	Avg	Min	Max	Avg	In starting list	Started	With Results
1st Round	22	1	77.0	100.5	89.0	91.2	93.4	92.2	66/15	47/11	47/11
2nd Round	22	0	72.0	101.5	90.6	91.1	93.2	92.1	66/15	47/11	47/11
3rd Round	22	0	74.0	100.5	91.2	90.9	93.1	92.0	66/15	47/11	47/11

Note:
Bolded Line in Gate column:
A bolded line at the "Gate" column indicates a change in gate assignment at this point. The presentation of rankings is calculated only within results achieved from the same gate.

Legend:
Avg Average
Max Maximum
NH Normal Hill
Humid Humidity
Min Minimum
Temp Temperature



RESULTS / RÉSULTATS

PRAGELATO THU 9 FEB 2006 / JEU 9 FEV 2006 START TIME / DEBUT 10:30 END TIME / FINI A 12:34

Jury / Competition Management			Judges					Hill Data / Calculation			
FIS Race Director (RD)	WEHLING Ulrich (FIS)		A	LIVLAND Nils (NOR)				Hill Size (HS):	106 m		
FIS Technical Delegate (TD)	LAMB Joe (USA)		B	de CRIGNIS Leonardo (ITA)				K-Point:	95 m		
Chief of Competition	PERTILE Ivo (ITA)		C	EGLOFF Ernst (SUI)				Metre Value:	2.0 Points/m		
FIS Assistant TD	AALTO Asko (FIN)		D	LINSINGER Sebastian (AUT)				Seconds per Point:	4		
FIS Assistant RD	LAINÉ Jarkko (FIS)		E	BUKOVNIK Janez (SLO)				Points per Minute:	15		

Bib	Name	NOC Code	1st Round			2nd Round			3rd Round		
			Speed [km/h] Rank	Distance [m] Rank	Gate Rank	Speed [km/h] Rank	Distance [m] Rank	Gate Rank	Speed [km/h] Rank	Distance [m] Rank	Gate Rank
11	PLEVNIK Dejan	SLO									
12	VTIC Damjan	SLO	91.2 27	93.0 20	20 6	90.3 50	89.5 24	19 24	90.3 5	88.5 5	19 5
13	HEER Ronny	SUI	91.6 10	95.0 13	20 3	91.6 5	97.0 5	19 5	91.3 4	92.5 3	19 3
14	HURSCHLER Andreas	SUI	92.0 3	94.0 17	20 5	91.7 4	89.5 24	19 24	91.6 1	94.5 2	19 2
15	HURSCHLER Seppi	SUI	92.0 3	94.5 15	20 4	91.4 17	88.0 32	19 32	91.5 2	89.5 4	19 4
16	RIEDER Ivan	SUI	92.1 2	101.5 2	20 1	91.6 5	93.0 10	19 10	91.4 3	98.5 1	19 1
17	SCHMID Jan	SUI	92.3 1	100.5 3	20 2	92.0 1	92.0 15	19 15			
18	BAL Nicolas	FRA	90.8 42	68.0 53	18 5	91.0 30	86.0 40	19 40			
19	BRAUD Francois	FRA	90.7 45	86.5 42	18 2	91.0 30	88.0 32	19 32			
20	LAHEURTE Maxime	FRA	90.7 45	85.0 46	18 3	91.2 21	86.0 40	19 40			
21	LAMY CHAPPUIS Jason	FRA	91.2 27	91.0 24	18 1	91.3 18	93.0 10	19 10			
22	ROUX Ludovic	FRA	90.5 51	85.0 46	18 3	90.6 43	84.5 46	19 46			
23	CHLUM Patrik	CZE	91.3 22	88.5 36	19 29	91.2 21	83.0 48	19 48			
24	CHURAVY Pavel	CZE	91.0 36	90.0 30	19 23	91.0 30	90.0 22	19 22			
25	RYGL Ladislav	CZE	90.9 41	90.0 30	19 23	91.0 30	88.5 31	19 31			
26	SLAVIK Tomas	CZE	90.4 53	83.5 49	19 39	90.5 45	88.0 32	19 32			
27	VODSEDALEK Ales	CZE	90.7 45	88.5 36	19 29	90.6 43	89.0 28	19 28			
28	KAITAINEN Jouni	FIN									
29	KOIVURANTA Anssi	FIN									
30	KUISMA Antti	FIN									
31	MANNINEN Hannu	FIN									
32	RYYNAENEN Janne	FIN									
33	TALLUS Jaakko	FIN									
34	CAMEROTA Brett	USA	90.8 42	90.5 26	19 19	90.7 42	89.0 28	19 28			
35	CAMEROTA Eric	USA	90.8 42	88.0 39	19 32	90.5 45	83.5 47	19 47			
36	DEMONG Bill	USA									
37	LODWICK Todd	USA									



RESULTS / RÉSULTATS

PRAGELATO THU 9 FEB 2006 / JEU 9 FEV 2006 START TIME / DEBUT 10:30 END TIME / FINI A 12:34

Bib	Name	NOC Code	1st Round			2nd Round			3rd Round		
			Speed [km/h] Rank	Distance [m] Rank	Gate Rank	Speed [km/h] Rank	Distance [m] Rank	Gate Rank	Speed [km/h] Rank	Distance [m] Rank	Gate Rank
38	SPILLANE Johnny	USA	91.6 10	90.5 26	19 19	91.5 12	88.0 32	19 32			
39	van LOAN Carl	USA	91.4 20	87.0 41	19 34	90.9 39	82.5 49	19 49			
40	BIELER Christoph	AUT	92.0 3	103.0 1	19 1	91.8 2	102.5 1	19 1			
41	GOTTWALD Felix	AUT	91.6 10	96.5 9	19 7	91.3 18	91.5 19	19 19			
42	GRUBER Bernhard	AUT	91.2 27	98.0 5	19 3	91.0 30	92.5 12	19 12			
43	GRUBER Michael	AUT	91.0 36	95.0 13	19 11	91.0 30	96.5 6	19 6			
44	KREINER David	AUT	91.0 36	94.0 17	19 13	91.1 24	91.0 20	19 20			
45	STECHER Mario	AUT	91.3 22	95.5 11	19 9	91.1 24	95.0 8	19 8			
46	HATAKEYAMA Yosuke	JPN	91.3 22	92.0 22	19 16	91.3 18	95.5 7	19 7			
47	KITAMURA Takashi	JPN	90.7 45	86.5 42	19 35	90.5 45	85.5 42	19 42			
48	KOBAYASHI Norihito	JPN	91.0 36	90.5 26	19 19	91.0 30	92.0 15	19 15			
49	TAKAHASHI Daito	JPN	91.3 22	97.5 8	19 6						
50	WATABE Akito	JPN									
51	GRAESLI Ola Morten	NOR	91.1 31	91.0 24	19 18	91.1 24	92.0 15	19 15			
52	HAMMER Kristian	NOR	91.8 7	90.0 30	19 23	91.6 5	90.0 22	19 22			
53	KLEMETSEN Havard	NOR	91.5 17	95.5 11	19 9	91.5 12	97.5 4	19 4			
54	MOAN Magnus-H.	NOR	91.6 10	94.5 15	19 12	91.6 5	92.5 12	19 12			
55	TANDE Petter L.	NOR	91.6 10	98.0 5	19 3	91.6 5	92.0 15	19 15			
56	MYSLICKI Jason	CAN	91.1 31	87.5 40	19 33	90.3 50	85.0 43	19 43			
57	THOMPSON Max	CAN	90.5 51	80.0 50	19 40	89.8 52	77.5 51	19 51			
58	DIYACHUK Sergei	UKR	90.7 45	75.0 52	19 42	90.4 49	75.0 52	19 52			
59	KOZLOV Mykola	UKR									
60	TRACHUK Volodymyr	UKR	90.7 45	77.5 51	19 41	90.5 45	78.5 50	19 50			
61	BARANNIKOV Alexsej	RUS	91.1 31	90.0 30	19 23	90.9 39	85.0 43	19 43			
62	FESENKO Ivan	RUS	91.3 22	91.5 23	19 17	91.1 24	87.5 37	19 37			
63	KAMENEV Anton	RUS	91.1 31	94.0 17	19 13	91.0 30	88.0 32	19 32			
64	MASLENNIKOV Sergej	RUS	92.0 3	98.0 5	19 3	91.6 5	98.0 2	19 2			
65	MATVEEV Dimitry	RUS	91.1 31	90.0 30	19 23	91.0 30	89.5 24	19 24			
66	PIKKOR Tambet	EST	91.5 17	86.5 42	19 35	91.1 24	85.0 43	19 43			
1	BRESADOLA Davide	ITA									



RESULTS / RÉSULTATS

PRAGELATO THU 9 FEB 2006 / JEU 9 FEV 2006 START TIME / DEBUT 10:30 END TIME / FINI A 12:34

Bib	Name	NOC Code	1st Round			2nd Round			3rd Round		
			Speed [km/h] Rank	Distance [m] Rank	Gate Rank	Speed [km/h] Rank	Distance [m] Rank	Gate Rank	Speed [km/h] Rank	Distance [m] Rank	Gate Rank
2	MICHIELLI Giuseppe	ITA	91.6 10	90.5 26	19 19	91.5 12	92.5 12	19 12			
3	MUNARI Daniele	ITA	91.5 17	84.0 48	19 38	91.5 12	87.0 39	19 39			
4	STROBL Jochen	ITA	91.0 36	92.5 21	19 15	90.8 41	89.0 28	19 28			
67	PITTIN Alessandro	ITA	91.2 27	85.5 45	19 37	91.1 24	87.5 37	19 37			
5	ACKERMANN Ronny	GER	91.4 20	96.5 9	19 7	91.2 21	91.0 20	19 20			
6	GAISER Jens	GER	91.8 7	90.0 30	19 23	91.8 2	93.5 9	19 9			
7	HASENEY Sebastian	GER	91.6 10	88.5 36	19 29	91.6 5	89.5 24	19 24			
8	HETTICH Georg	GER									
9	KIRCHEISEN Bjoern	GER									
10	SCHMITT Thorsten	GER	91.8 7	98.5 4	19 2	91.5 12	98.0 2	19 2			

Weather Information								
	Time	Weather	Temp[°C]		Humid [%]	Wind[m/s]		
			Air	Snow		Min	Max	Avg
1st Round	10:30 - 11:10	Sky Clear	-3.7	-8.4	44	0.2	2.4	1.2
2nd Round	11:20 - 12:03	Sky Clear	-2.8	-8.0	37	0.8	2.6	1.8
3rd Round	12:27 - 12:34	Sky Clear	-0.1	-7.3	15	1.2	2.0	2.1

Statistics											
	Gate	Falls	Distance[m]			Speed[km/h]			Athletes / NOCs		
			Min	Max	Avg	Min	Max	Avg	In starting list	Started	With Results
1st Round	18	0	68.0	91.0	83.1	90.5	91.2	90.7	67/15	53/14	53/14
	19	0	75.0	103.0	90.7	90.4	92.0	91.2			
	20	0	93.0	101.5	96.4	91.2	92.3	91.8			
2nd Round	19	1	75.0	102.5	89.4	89.8	92.0	91.1	67/15	52/14	52/14
3rd Round	19	0	88.5	98.5	92.7	90.3	91.6	91.2	67/15	5/2	5/2

Note:
Bolded Line in Gate column:
A bolded line at the "Gate" column indicates a change in gate assignment at this point. The presentation of rankings is calculated only within results achieved from the same gate.

Legend:
Avg Average
Max Maximum
NH Normal Hill
Humid Humidity
Min Minimum
Temp Temperature



RESULTS / RÉSULTATS

PRAGELATO FRI 10 FEB 2006 / VEN 10 FEV 2006 START TIME / DEBUT 09:31 END TIME / FINI A 11:55

Jury / Competition Management				Judges					Hill Data / Calculation			
FIS Race Director (RD)		WEHLING Ulrich (FIS)		A	LIVLAND Nils (NOR)				Hill Size (HS):		106 m	
FIS Technical Delegate (TD)		LAMB Joe (USA)		B	de CRIGNIS Leonardo (ITA)				K-Point:		95 m	
Chief of Competition		PERTILE Ivo (ITA)		C	EGLOFF Ernst (SUI)				Metre Value:		2.0 Points/m	
FIS Assistant TD		AALTO Asko (FIN)		D	LINSINGER Sebastian (AUT)				Seconds per Point:		4	
FIS Assistant RD		LAINE Jarkko (FIN)		E	BUKOVNIK Janez (SLO)				Points per Minute:		15	
Bib	Name	NOC Code	1st Round			2nd Round			3rd Round			
			Speed [km/h] Rank	Distance [m] Rank	Gate Rank	Speed [km/h] Rank	Distance [m] Rank	Gate Rank	Speed [km/h] Rank	Distance [m] Rank	Gate Rank	
18	BAL Nicolas	FRA	91.2 30	88.5 46	20 9	90.8 43	88.5 54	19 54	90.8 20	90.5 30	18 30	
19	BRAUD Francois	FRA	91.5 12	93.5 26	20 3	91.1 27	90.5 49	19 49	90.8 20	89.5 32	18 32	
20	LAHEURTE Maxime	FRA	91.1 34	93.5 26	20 3	90.9 36	89.5 52	19 52	90.6 32	89.0 38	18 38	
21	LAMY CHAPPUIS Jason	FRA	92.0 2	101.0 2	20 1	91.5 13	100.0 10	19 10	91.0 14	96.5 16	18 16	
22	ROUX Ludovic	FRA	91.1 34	91.0 43	20 7	90.6 49	93.5 37	19 37	90.7 25	89.5 32	18 32	
23	CHLUM Patrik	CZE	91.1 34	92.5 34	20 6	90.6 49	87.0 56	19 56	90.4 38	85.5 44	18 44	
24	CHURAVY Pavel	CZE	91.3 25	97.0 13	20 2	90.7 46	91.0 46	19 46	90.7 25	95.5 20	18 20	
25	RYGL Ladislav	CZE	91.2 30	93.5 26	20 3	90.9 36	91.0 46	19 46	90.5 33	92.5 25	18 25	
26	SLAVIK Tomas	CZE	90.9 41	89.5 44	20 8	90.6 49	88.0 55	19 55	90.3 40	90.5 30	18 30	
27	VODSEDALEK Ales	CZE	90.9 41	86.0 53	20 10	90.7 46	89.5 52	19 52	90.7 25	91.5 28	18 28	
28	KAITAINEN Jouni	FIN										
29	KOIVURANTA Anssi	FIN	91.5 12	100.0 4	19 3	91.4 17	101.0 5	19 5	90.9 16	99.5 9	18 9	
30	KUISMA Antti	FIN	91.6 8	97.0 13	19 12	91.8 3	94.0 33	19 33	91.1 9	93.0 24	18 24	
31	MANNINEN Hannu	FIN	92.3 1	103.0 1	19 1	92.1 1	103.5 2	19 2	91.6 2	98.0 12	18 12	
32	RYYNAENEN Janne	FIN	91.2 30	97.5 11	19 10	91.1 27	101.0 5	19 5	90.7 25	96.5 16	18 16	
33	TALLUS Jaakko	FIN	91.3 25	100.5 3	19 2	90.9 36	106.5 1	19 1	90.5 33	100.0 6	18 6	
34	CAMEROTA Brett	USA	90.8 47	87.0 49	19 40	90.3 56	90.5 49	19 49	90.2 42	89.5 32	18 32	
35	CAMEROTA Eric	USA	90.7 51	87.0 49	19 40	90.1 59	93.0 41	19 41	90.1 43	88.0 40	18 40	
36	DEMONG Bill	USA	91.4 16	88.0 47	19 38	91.4 17	100.5 8	19 8	91.1 9	98.0 12	18 12	
37	LODWICK Todd	USA	91.4 16	95.0 22	19 20	91.0 35	98.0 18	19 18	90.7 25	100.0 6	18 6	
38	SPILLANE Johnny	USA	91.7 4	99.0 6	19 5	91.6 9	96.5 22	19 22				
39	van LOAN Carl	USA	90.6 54	82.5 58	19 48	90.9 36	87.0 56	19 56	90.5 33	89.5 32	18 32	
40	BIELER Christoph	AUT	91.6 8	99.5 5	19 4	91.8 3	100.0 10	19 10	91.2 8	104.0 1	18 1	
41	GOTTWALD Felix	AUT	91.3 25	91.5 37	19 31	91.8 3	95.0 29	19 29				
42	GRUBER Bernhard	AUT	91.1 34	91.5 37	19 31	90.9 36	92.5 44	19 44	90.7 25	99.0 10	18 10	
43	GRUBER Michael	AUT	91.7 4	95.0 22	19 20	91.6 9	101.0 5	19 5				
44	KREINER David	AUT	91.7 4	93.5 26	19 24	91.6 9	96.0 25	19 25	91.0 14	97.5 14	18 14	



RESULTS / RÉSULTATS

PRAGELATO FRI 10 FEB 2006 / VEN 10 FEV 2006 START TIME / DEBUT 09:31 END TIME / FINI A 11:55

Bib	Name	NOC Code	1st Round			2nd Round			3rd Round		
			Speed [km/h] Rank	Distance [m] Rank	Gate Rank	Speed [km/h] Rank	Distance [m] Rank	Gate Rank	Speed [km/h] Rank	Distance [m] Rank	Gate Rank
45	STECHEER Mario	AUT	91.5 12	93.5 26	19 24	91.4 17	99.0 12	19 12	90.9 16	100.5 5	18 5
46	HATAKEYAMA Yosuke	JPN				91.1 27	100.5 8	19 8	90.8 20	101.0 3	18 3
47	KITAMURA Takashi	JPN	90.5 56	86.0 53	19 44	90.3 56	94.0 33	19 33	90.1 43	88.5 39	18 39
48	KOBAYASHI Norihito	JPN	90.8 47	93.0 31	19 26	90.9 36	96.5 22	19 22			
49	TAKAHASHI Daito	JPN									
50	WATABE Akito	JPN	90.2 61	92.0 35	19 29	90.3 56	97.5 21	19 21	90.3 40	95.5 20	18 20
51	GRAESLI Ola Morten	NOR	91.0 39	85.0 55	19 45	91.1 27	91.5 45	19 45	90.8 20	91.5 28	18 28
52	HAMMER Kristian	NOR	91.8 3	96.0 18	19 16	91.5 13	93.5 37	19 37	91.3 6	88.0 40	18 40
53	KLEMETSEN Havard	NOR	91.3 25	91.5 37	19 31	91.4 17	96.0 25	19 25	91.1 9	95.0 22	18 22
54	MOAN Magnus-H.	NOR	91.2 30	93.0 31	19 26	91.9 2	99.0 12	19 12	91.6 2	100.0 6	18 6
55	TANDE Petter L.	NOR	91.4 16	96.0 18	19 16	90.4 54	102.0 3	19 3	91.9 1	102.5 2	18 2
56	MYSLICKI Jason	CAN	90.7 51	87.5 48	19 39	90.7 46	90.0 51	19 51	90.5 33	86.5 43	18 43
57	THOMPSON Max	CAN	90.4 59	80.5 59	19 49	89.8 60	80.0 59	19 59	89.9 47	80.0 47	18 47
58	DIYACHUK Sergei	UKR	90.5 56	76.0 61	19 51	90.6 49	79.5 60	19 60	90.1 43	82.0 45	18 45
59	KOZLOV Mykola	UKR									
60	TRACHUK Volodymyr	UKR	90.3 60	77.0 60	19 50	90.6 49	83.0 58	19 58	90.0 46	80.5 46	18 46
61	BARANNIKOV Alexsej	RUS	90.6 54	85.0 55	19 45	90.8 43	93.5 37	19 37			
62	FESENKO Ivan	RUS	91.0 39	93.0 31	19 26	91.1 27	99.0 12	19 12			
63	KAMENEV Anton	RUS									
64	MASLENNIKOV Sergej	RUS	91.3 25	98.5 9	19 8						
65	MATVEEV Dimitry	RUS	90.9 41	94.0 25	19 23	91.1 27	98.5 16	19 16			
66	PIKKOR Tambet	EST	91.4 16	86.5 51	19 42	91.5 13	95.0 29	19 29			
1	BRESADOLA Davide	ITA	90.5 56	86.5 51	19 42	91.1 27	102.0 3	19 3	90.8 20	95.0 22	18 22
2	MICHIELLI Giuseppe	ITA	91.4 16	91.5 37	19 31	91.3 25	93.5 37	19 37	91.1 9	92.5 25	18 25
3	MUNARI Daniele	ITA	90.7 51	85.0 55	19 45	91.4 17	93.0 41	19 41	91.3 6	92.0 27	18 27
4	STROBL Jochen	ITA	91.1 34	91.5 37	19 31	90.4 54	94.0 33	19 33	90.4 38	89.5 32	18 32
67	PITTIN Alessandro	ITA	90.9 41	91.5 37	19 31	91.1 27	91.0 46	19 46	90.7 25	88.0 40	18 40
5	ACKERMANN Ronny	GER	90.9 41	95.5 21	19 19	90.9 36	95.5 28	19 28	90.9 16	98.5 11	18 11
6	GAISER Jens	GER	91.4 16	96.0 18	19 16	91.5 13	94.0 33	19 33	91.6 2	96.0 18	18 18
7	HASENEY Sebastian	GER	91.5 12	92.0 35	19 29	91.4 17	93.0 41	19 41			



RESULTS / RÉSULTATS

PRAGELATO FRI 10 FEB 2006 / VEN 10 FEV 2006 START TIME / DEBUT 09:31 END TIME / FINI A 11:55

Bib	Name	NOC Code	1st Round			2nd Round			3rd Round		
			Speed [km/h] Rank	Distance [m] Rank	Gate Rank	Speed [km/h] Rank	Distance [m] Rank	Gate Rank	Speed [km/h] Rank	Distance [m] Rank	Gate Rank
8	HETTICH Georg	GER	91.6 8	98.0 10	19 9	91.7 7	98.5 16	19 16	91.4 5	101.0 3	18 3
9	KIRCHEISEN Bjoern	GER	91.7 4	97.5 11	19 10						
10	SCHMITT Thorsten	GER	91.4 16	99.0 6	19 5	91.4 17	98.0 18	19 18			
11	PLEVNIK Dejan	SLO									
12	VTIC Damjan	SLO	90.8 47	97.0 13	19 12	90.8 43	94.5 32	19 32			
13	HEER Ronny	SUI	91.4 16	99.0 6	19 5	91.7 7	96.5 22	19 22	90.5 33	89.5 32	18 32
14	HURSCHLER Andreas	SUI	90.9 41	89.0 45	19 37	91.4 17	95.0 29	19 29	91.1 9	96.0 18	18 18
15	HURSCHLER Seppi	SUI	90.8 47	95.0 22	19 20	91.2 26	96.0 25	19 25	90.9 16	97.0 15	18 15
16	RIEDER Ivan	SUI	91.4 16	96.5 17	19 15	91.6 9	98.0 18	19 18			
17	SCHMID Jan	SUI	91.6 8	97.0 13	19 12	91.8 3	99.0 12	19 12			

Weather Information	Time	Weather	Temp[°C]		Humid [%]	Wind[m/s]		
			Air	Snow		Min	Max	Avg
1st Round	09:31 - 10:29	Sky Clear	-7.0	-11.1	34	0.4	2.3	1.4
2nd Round	10:40 - 11:19	Sky Clear	-6.5	-11.3	40	0.6	2.3	1.5
3rd Round	11:29 - 11:55	Sky Clear	-6.1	-11.1	44	0.4	2.4	1.4

Statistics	Gate	Falls	Distance[m]			Speed[km/h]			Athletes / NOCs		
			Min	Max	Avg	Min	Max	Avg	In starting list	Started	With Results
1st Round	19	0	76.0	103.0	92.3	90.2	92.3	91.1	67/15	61/15	61/15
2nd Round	20	0	86.0	101.0	92.6	90.9	92.0	91.2	67/15	60/15	60/15
3rd Round	19	1	79.5	106.5	94.7	89.8	92.1	91.0	67/15	60/15	60/15
	18	0	80.0	104.0	93.3	89.9	91.9	90.7	67/15	47/12	47/12

Note:
Bolded Line in Gate column:
A bolded line at the "Gate" column indicates a change in gate assignment at this point. The presentation of rankings is calculated only within results achieved from the same gate.

Legend:
Avg Average
Max Maximum
NH Normal Hill
Humid Humidity
Min Minimum
Temp Temperature



INTERMEDIATE RESULTS - AFTER SKI JUMPING RÉSULTATS INTERMÉDIAIRES - APRÈS LE SAUT À SKI

PRAGELATO SAT 11 FEB 2006 / SAM 11 FEV 2006 START TIME / DEBUT 11:00 END TIME / FINI A 12:48

Jury / Competition Management				Judges					Hill Data / Calculation						
FIS Race Director (RD)		WEHLING Ulrich (FIS)		A	LIVLAND Nils (NOR)				Hill Size (HS):		106 m				
FIS Technical Delegate (TD)		LAMB Joe (USA)		B	de CRIGNIS Leonardo (ITA)				K-Point:		95 m				
Chief of Competition		PERTILE Ivo (ITA)		C	EGLOFF Ernst (SUI)				Metre Value:		2.0 Points/m				
FIS Assistant TD		AALTO Asko (FIN)		D	LINSINGER Sebastian (AUT)				Seconds per Point:		4				
FIS Assistant RD		LAINE Jarkko (FIS)		E	BUKOVNIK Janez (SLO)				Points per Minute:		15				
Rank	Bib	Name	NOC Code	Speed [km/h]	Distance [m]	Distance Points	Judges Marks					Judges Points	Round Total	Round Rank	Total/Time Diff
							A	B	C	D	E				
1	45	HETTICH Georg	GER	91.1 91.0	101.5 104.0	73.0 78.0	19.0	18.5	19.0	18.5	18.0	56.0 55.5	129.0 133.5	3 1	262.5 0:00
2	43	TANDE Petter L.	NOR	91.1 91.1	103.0 102.5	76.0 75.0	18.5	18.5	18.5	18.5	18.0	55.5 55.5	131.5 130.5	1 2	262.0 +0:02
3	41	LAMY CHAPPUIS Jason	FRA	91.0 90.9	102.5 100.5	75.0 71.0	18.0	18.5	19.0	18.5	18.5	55.5 55.5	130.5 126.5	2 4	257.0 +0:22
3	39	TALLUS Jaakko	FIN	90.4 90.2	100.5 101.5	71.0 73.0	19.5	19.0	18.5	18.5	18.5	56.0 57.0	127.0 130.0	4 3	257.0 +0:22
5	46	BIELER Christoph	AUT	91.0 91.0	100.0 100.5	70.0 71.0	18.0	18.0	18.5	18.5	17.5	54.5 55.5	124.5 126.5	6 4	251.0 +0:46
5	25	MASLENNIKOV Sergej	RUS	90.7 90.5	100.0 99.5	70.0 69.0	18.5	19.0	18.5	19.0	18.0	56.0 56.0	126.0 125.0	5 7	251.0 +0:46
7	33	GRUBER Michael	AUT	90.8 90.7	99.0 100.0	68.0 70.0	18.5	18.5	17.5	18.5	17.5	54.5 56.0	122.5 126.0	7 6	248.5 +0:56
8	50	MANNINEN Hannu	FIN	91.3 91.4	96.5 98.5	63.0 67.0	17.5	18.0	18.0	18.0	18.0	54.0 54.0	117.0 121.0	14 8	238.0 +1:38
9	49	MOAN Magnus-H.	NOR	91.1 91.1	97.5 97.0	65.0 64.0	18.0	18.5	18.0	18.5	18.0	54.5 54.0	119.5 118.0	9 9	237.5 +1:40
10	26	HATAKEYAMA Yosuke	JPN	90.5 90.5	98.0 97.0	66.0 64.0	18.0	18.0	18.0	18.0	18.0	54.0 51.0	120.0 115.0	8 12	235.0 +1:50
11	47	GOTTWALD Felix	AUT	91.3 91.2	97.5 96.0	65.0 62.0	18.0	17.5	18.0	18.5	18.0	54.0 53.5	119.0 115.5	10 10	234.5 +1:52
12	37	TAKAHASHI Daito	JPN	90.3 90.3	97.5 96.0	65.0 62.0	17.5	17.5	17.5	18.0	18.0	53.0 53.5	118.0 115.5	11 10	233.5 +1:56
13	40	LODWICK Todd	USA	90.4 90.3	97.0 95.5	64.0 61.0	18.0	18.0	17.5	18.0	17.5	53.5 53.5	117.5 114.5	12 13	232.0 +2:02
14	31	RIEDER Ivan	SUI	90.9 90.7	96.5 95.0	63.0 60.0	17.0	17.5	18.0	18.5	18.0	53.5 53.5	116.5 113.5	16 14	230.0 +2:10
15	35	KLEMETSEN Havard	NOR	90.8 90.9	96.5 94.5	63.0 59.0	17.5	18.0	18.5	18.0	18.0	54.0 53.0	117.0 112.0	14 18	229.0 +2:14
16	42	KIRCHEISEN Bjoern	GER	90.8 90.7	96.0 93.5	62.0 57.0	17.0	17.5	18.0	17.5	17.5	52.5 52.5	114.5 109.5	17 20	224.0 +2:34
17	48	STECHEER Mario	AUT	90.7 90.7	94.0 95.0	58.0 60.0	17.5	18.0	17.5	17.5	17.5	52.5 52.5	110.5 112.5	21 17	223.0 +2:38
18	38	KOIVURANTA Anssi	FIN	91.0 90.7	93.0 95.0	56.0 60.0	17.5	16.5	17.0	17.0	17.0	51.0 53.5	107.0 113.5	25 14	220.5 +2:48
19	28	DEMONG Bill	USA	90.9 91.0	94.0 93.0	58.0 56.0	18.0	18.5	18.0	17.5	17.5	53.5 52.5	111.5 108.5	18 21	220.0 +2:50
19	8	SPILLANE Johnny	USA	91.0 91.1	96.5 90.5	63.0 51.0	18.5	18.0	18.0	18.5	18.0	54.5 51.5	117.5 102.5	12 31	220.0 +2:50
21	20	MICHIELLI Giuseppe	ITA	90.7 90.9	92.5 95.0	55.0 60.0	17.0	17.5	17.5	17.0	17.0	51.5 53.0	106.5 113.0	26 16	219.5 +2:52
22	23	KUISMA Antti	FIN	90.8 90.9	93.0 95.0	56.0 60.0	16.5	17.0	17.0	16.5	17.0	50.5 51.0	106.5 111.0	26 19	217.5 +3:00
23	32	KOBAYASHI Norihito	JPN	90.4 90.4	94.0 92.0	58.0 54.0	18.0	18.0	17.5	17.5	17.0	53.0 52.0	111.0 106.0	20 26	217.0 +3:02
23	14	VTIC Damjan	SLO	90.2 90.3	94.5 92.5	59.0 55.0	17.0	17.5	16.5	17.0	17.0	51.0 52.0	110.0 107.0	22 25	217.0 +3:02
25	11	FESENKO Ivan	RUS	90.4 90.3	95.0 92.0	60.0 54.0	17.0	17.5	17.0	17.5	17.0	51.5 49.5	111.5 103.5	18 29	215.0 +3:10
26	44	ACKERMANN Ronny	GER	90.3 90.2	92.5 92.5	55.0 55.0	18.0	17.5	16.5	17.0	16.5	51.0 52.5	106.0 107.5	30 22	213.5 +3:16
26	29	HEER Ronny	SUI	91.0 90.8	91.5 92.0	53.0 54.0	17.5	18.0	18.5	17.5	17.5	53.0 53.5	106.0 107.5	30 22	213.5 +3:16
28	36	HASENEY Sebastian	GER	90.7 90.7	92.5 91.5	55.0 53.0	17.5	17.5	17.0	17.5	17.5	52.5 52.0	107.5 105.0	24 27	212.5 +3:20



INTERMEDIATE RESULTS - AFTER SKI JUMPING
RÉSULTATS INTERMÉDIAIRES - APRÈS LE SAUT À SKI

PRAGELATO SAT 11 FEB 2006 / SAM 11 FEV 2006 START TIME / DEBUT 11:00 END TIME / FINI A 12:48

Rank	Bib	Name	NOC Code	Speed [km/h]	Distance [m]	Distance Points	Judges Marks					Judges Points	Round Total	Round Rank	Total/ Time Diff
							A	B	C	D	E				
29	21	ROUX Ludovic	FRA	90.3	91.5	53.0	16.5	17.0	17.0	17.5	17.0	51.0	104.0	33	211.5
				90.4	92.5	55.0	17.5	17.5	17.5	17.5	17.5	52.5	107.5	22	+3:24
30	27	HURSCHLER Seppi	SUI	90.7	92.0	54.0	17.0	17.5	17.5	17.5	17.5	52.5	106.5	26	211.0
				90.7	91.0	52.0	17.5	17.5	17.5	17.5	17.5	52.5	104.5	28	+3:26
31	24	CHURAVY Pavel	CZE	90.3	93.5	57.0	17.5	18.0	17.5	18.0	17.5	53.0	110.0	22	210.0
				90.4	89.5	49.0	17.0	16.5	17.0	17.5	17.0	51.0	100.0	33	+3:30
32	9	MYSLICKI Jason	CAN	90.3	91.0	52.0	17.0	17.5	17.5	17.5	17.5	52.5	104.5	32	207.5
				90.3	90.5	51.0	17.0	17.5	17.5	17.0	17.0	52.0	103.0	30	+3:40
33	13	CAMEROTA Brett	USA	89.8	90.5	51.0	16.5	17.0	17.0	17.0	17.0	51.0	102.0	35	203.5
				90.0	90.0	50.0	17.0	17.0	17.5	17.0	17.5	51.5	101.5	32	+3:56
34	19	RYGL Ladislav	CZE	90.2	90.5	51.0	17.5	17.5	17.0	17.0	17.0	51.5	102.5	34	198.0
				90.2	87.5	45.0	16.5	16.5	17.0	17.0	17.0	50.5	95.5	38	+4:18
35	17	SLAVIK Tomas	CZE	90.2	89.5	49.0	17.5	17.0	17.5	17.5	17.5	52.5	101.5	36	196.5
				90.1	87.5	45.0	16.5	16.5	16.5	17.0	17.0	50.0	95.0	40	+4:24
35	3	MUNARI Daniele	ITA	90.7	88.5	47.0	16.5	17.0	17.0	17.0	17.5	51.0	98.0	37	196.5
				90.9	89.0	48.0	16.5	17.0	16.5	17.0	17.0	50.5	98.5	34	+4:24
37	22	BRAUD Francois	FRA	90.0	88.0	46.0	17.0	16.5	17.0	17.5	17.0	51.0	97.0	41	194.0
				90.3	88.5	47.0	16.5	17.0	17.0	16.5	16.5	50.0	97.0	36	+4:34
37	6	BARANNIKOV Alexsej	RUS	89.9	88.5	47.0	17.0	17.0	17.5	17.0	17.0	51.0	98.0	37	194.0
				90.0	87.5	45.0	17.0	17.0	17.0	17.5	17.0	51.0	96.0	37	+4:34
39	30	HURSCHLER Andreas	SUI	90.7	89.0	48.0	16.5	17.0	16.5	17.0	16.5	50.0	98.0	37	193.5
				90.9	87.5	45.0	16.5	17.0	17.0	17.0	16.5	50.5	95.5	38	+4:36
40	16	KITAMURA Takashi	JPN	89.4	87.5	45.0	16.5	16.5	17.0	15.5	16.5	49.5	94.5	43	192.5
				89.6	88.5	47.0	17.0	17.0	17.0	16.5	17.0	51.0	98.0	35	+4:40
41	15	STROBL Jochen	ITA	90.1	88.5	47.0	17.0	17.0	17.5	17.0	17.0	51.0	98.0	37	190.5
				90.1	86.5	43.0	16.5	16.5	16.5	17.0	16.5	49.5	92.5	43	+4:48
42	18	BAL Nicolas	FRA	90.6	87.5	45.0	17.0	16.5	16.5	16.5	16.5	49.5	94.5	43	188.5
				90.6	86.5	43.0	17.0	17.0	17.0	16.5	17.0	51.0	94.0	41	+4:56
42	12	PIKKOR Tambet	EST	90.5	87.5	45.0	17.0	16.5	16.5	17.0	17.0	50.5	95.5	42	188.5
				90.6	86.5	43.0	16.5	16.5	16.5	17.0	17.0	50.0	93.0	42	+4:56
44	34	HAMMER Kristian	NOR	90.7	85.5	41.0	17.0	16.5	17.0	17.0	17.0	51.0	92.0	46	183.0
				90.8	85.5	41.0	16.5	16.5	17.0	17.0	16.5	50.0	91.0	44	+5:18
45	7	CHLUM Patrik	CZE	90.1	87.0	44.0	17.0	16.5	17.0	16.5	16.5	50.0	94.0	45	182.5
				90.1	85.0	40.0	15.0	16.0	16.0	16.5	16.5	48.5	88.5	45	+5:20
46	4	THOMPSON Max	CAN	90.1	84.0	38.0	15.5	15.5	16.0	16.0	16.5	47.5	85.5	47	171.5
				90.1	83.5	37.0	15.5	16.5	16.0	16.5	16.5	49.0	86.0	46	+6:04
47	1	PITTIN Alessandro	ITA	90.2	84.5	39.0	15.0	15.5	15.0	15.5	15.5	46.0	85.0	48	161.5
				90.2	80.5	31.0	14.0	15.0	15.5	16.0	15.0	45.5	76.5	47	+6:44
48	5	DIYACHUK Sergei	UKR	89.8	82.5	35.0	15.5	15.5	16.0	16.5	16.0	47.5	82.5	49	151.0
				89.9	76.5	23.0	14.5	15.0	15.5	16.0	15.0	45.5	68.5	49	+7:26
49	2	TRACHUK Volodymyr	UKR	89.8	78.0	26.0	14.5	14.5	14.5	14.5	15.5	43.5	69.5	50	140.0
				89.6	78.5	27.0	13.5	14.0	15.5	14.5	15.0	43.5	70.5	48	+8:10

Did Not Finish															
	10	MATVEEV Dmitry	RUS	90.1	93.0 DNS	56.0	16.0	16.5	17.5	17.5	16.5	50.5	106.5	26	



INTERMEDIATE RESULTS - AFTER SKI JUMPING
RÉSULTATS INTERMÉDIAIRES - APRÈS LE SAUT À SKI

PRAGELATO SAT 11 FEB 2006 / SAM 11 FEV 2006 START TIME / DEBUT 11:00 END TIME / FINI A 12:48

Weather Information								
	Time	Weather	Temp[°C]		Humid [%]	Wind[m/s]		
			Air	Snow		Min	Max	Avg
1st Round	11:00 - 11:46	Sky Clear	-8.1	-14.1	45	1.0	2.4	2.0
Final Round	12:06 - 12:48	Sky Clear	-5.7	-13.5	36	0.4	2.5	1.7

Statistics											
	Gate	Falls	Distance[m]			Speed[km/h]			Athletes / NOCs		
			Min	Max	Avg	Min	Max	Avg	In starting list	Started	With Results
1st Round	17	0	78.0	103.0	92.8	89.4	91.3	90.5	50/15	50/15	50/15
Final Round	17	0	76.5	104.0	91.9	89.6	91.4	90.5	50/15	49/15	49/15

Notes:
How point scores are calculated:
 An athlete is awarded 60 points for jumping the K-point distance. For every meter more or less than the K-point, a competitor has 2.0 points added or subtracted from his total. In addition, competitors are awarded points for style (for flight and landing) up to a maximum of 20 per judge. Five judges score each jump, with the highest and lowest scores disregarded and the scores of the other three aggregated and added to the competitor's points for distance.

Calculation of the Time Difference in Individual Events:
 The amount of time that a competitor must wait before starting is calculated by converting the number of points behind into time. Each point behind is equivalent to 4 seconds of wait time, 15 points behind means a competitor starts one minute later than the competitor in front of him.

Legend:					
Avg	Average	Diff	Difference	DNF	Did Not Start
DNF	Did Not Finish	DNS	Did Not Start	Max	Maximum
Humid	Humidity	NH	Normal Hill		
Min	Minimum				
Temp	Temperature				



RESULTS / RÉSULTATS

PRAGELATO PLAN SAT 11 FEB 2006 / SAM 11 FEV 2006 START TIME / DEBUT 15:00 END TIME / FINI A 15:49

Jury / Competition Management		Course Information	
FIS Race Director (RD)	WEHLING Ulrich (FIS)	Name:	3 750 m red + 3 750 m yellow
FIS Technical Delegate (TD)	LAMB Joe (USA)	Height Difference (HD):	69 m
FIS Assistant TD	AALTO Asko (FIN)	Maximum Climb (MC):	54 m
Chief of Competition	PERTILE Ivo (ITA)	Total Climb (TC):	576 m
Chief of Course	BRIGADOI Guisepe (ITA)	Length of Lap:	7 500 m
FIS Assistant RD	LAINE Jarkko (FIS)	Number of Laps:	2

Rank	Bib	Name	NOC Code	Points	Jump Rk.	Time Difference	Cross-Country Time	Rk.	Behind
1	1	HETTICH Georg	GER	262.5	1	0:00	39:44.6	18	39:44.6
2	11	GOTTWALD Felix	AUT	234.5	11	1:52	38:02.4	2	+9.8
FF 3	9	MOAN Magnus-H.	NOR	237.5	9	1:40	38:20.8	3	+16.2
FF 4	2	TANDE Petter L.	NOR	262.0	2	0:02	39:58.9	22	+16.3
5	4	TALLUS Jaakko	FIN	257.0	3	0:22	39:39.9	13	+17.3
6	28	HASENEY Sebastian	GER	212.5	28	3:20	37:15.7	1	+51.1
7	16	KIRCHEISEN Bjoern	GER	224.0	16	2:34	38:21.1	4	+1:10.5
8	13	LODWICK Todd	USA	232.0	13	2:02	38:54.6	6	+1:12.0
9	8	MANNINEN Hannu	FIN	238.0	8	1:38	39:42.2	14	+1:35.6
10	6	MASLENNIKOV Sergej	RUS	251.0	5	0:46	40:44.2	30	+1:45.6
11	3	LAMY CHAPPUIS Jason	FRA	257.0	3	0:22	41:12.0	37	+1:49.4
12	7	GRUBER Michael	AUT	248.5	7	0:56	40:51.9	34	+2:03.3
13	5	BIELER Christoph	AUT	251.0	5	0:46	41:05.3	36	+2:06.7
14	21	MICHIELLI Giuseppe	ITA	219.5	21	2:52	39:13.5	7	+2:20.9
15	19	DEMONG Bill	USA	220.0	19	2:50	39:18.5	8	+2:23.9
16	23	KOBAYASHI Norihito	JPN	217.0	23	3:02	39:21.1	9	+2:38.5
17	22	KUISMA Antti	FIN	217.5	22	3:00	39:33.8	12	+2:49.2
18	26	ACKERMANN Ronny	GER	213.5	26	3:16	39:42.9	15	+3:14.3
19	17	STECHEM Mario	AUT	223.0	17	2:38	40:21.2	25	+3:14.6
20	15	KLEMETSEN Havard	NOR	229.0	15	2:14	40:46.5	31	+3:15.9
21	31	CHURAVY Pavel	CZE	210.0	31	3:30	39:44.2	17	+3:29.6
22	30	HURSCHLER Seppi	SUI	211.0	30	3:26	39:52.4	20	+3:33.8
23	39	HURSCHLER Andreas	SUI	193.5	39	4:36	38:45.9	5	+3:37.3
24	27	HEER Ronny	SUI	213.5	26	3:16	40:11.0	23	+3:42.4
25	18	KOIVURANTA Anssi	FIN	220.5	18	2:48	40:49.3	32	+3:52.7
26	29	ROUX Ludovic	FRA	211.5	29	3:24	40:18.6	24	+3:58.0
27	14	RIEDER Ivan	SUI	230.0	14	2:10	41:48.6	39	+4:14.0
28	25	FESENKO Ivan	RUS	215.0	25	3:10	40:51.3	33	+4:16.7
29	38	BARANNIKOV Alexsej	RUS	194.0	37	4:34	39:46.3	19	+4:35.7
30	20	SPILLANE Johnny	USA	220.0	19	2:50	41:37.6	38	+4:43.0
31	42	BAL Nicolas	FRA	188.5	42	4:56	39:32.9	11	** +4:44.3
32	10	HATAKEYAMA Yosuke	JPN	235.0	10	1:50	42:39.8	45	+4:45.2
33	43	PIKKOR Tambat	EST	188.5	42	4:56	39:43.9	16	** +4:55.3
34	41	STROBL Jochen	ITA	190.5	41	4:48	39:54.3	21	** +4:57.7
35	44	HAMMER Kristian	NOR	183.0	44	5:18	39:32.8	10	** +5:06.2
36	34	RYGL Ladislav	CZE	198.0	34	4:18	40:40.7	27	+5:14.1
37	35	SLAVIK Tomas	CZE	196.5	35	4:24	40:35.4	26	+5:14.8
38	33	CAMEROTA Brett	USA	203.5	33	3:56	41:03.6	35	+5:15.0
39	36	MUNARI Daniele	ITA	196.5	35	4:24	40:42.3	29	+5:21.7
40	24	VTIC Damjan	SLO	217.0	23	3:02	42:34.9	43	+5:52.3
41	32	MYSLICKI Jason	CAN	207.5	32	3:40	42:41.0	46	+6:36.4
42	37	BRAUD Francois	FRA	194.0	37	4:34	42:28.3	42	+7:17.7
43	40	KITAMURA Takashi	JPN	192.5	40	4:40	42:37.3	44	** +7:32.7
44	46	THOMPSON Max	CAN	171.5	46	6:04	41:53.8	40	** +8:13.2
45	48	DIYACHUK Sergej	UKR	151.0	48	7:26	40:42.1	28	** +8:23.5
46	47	PITTIN Alessandro	ITA	161.5	47	6:44	42:06.2	41	** +9:05.6
47	45	CHLUM Patrik	CZE	182.5	45	5:20	44:43.9	48	** +10:19.3
48	49	TRACHUK Volodymyr	UKR	140.0	49	8:10	43:45.2	47	** +12:10.6

Did Not Start

12	TAKAHASHI Daito	JPN	233.5	12	1:56
----	-----------------	-----	-------	----	------



RESULTS / RÉSULTATS

PRAGELATO PLAN SAT 11 FEB 2006 / SAM 11 FEV 2006 START TIME / DEBUT 15:00 END TIME / FINI A 15:49

Weather	Snow Condition	Temperatures [°C]		Participants/NOCs					
		Air	Snow	Entries	Ranked	DNS	DNF	DSQ	LAP
Sunny	Packed	-1.5°C	-7.1°C	49/15	48/15	1/1	0/0	0/0	0/0

FIS Technical Delegate (TD):



LAMB Joe (USA)

Chief of Competition:



PERTILE Ivo (ITA)

NOTE

The amount of time that a competitor must wait before starting is calculated by converting the number of points behind into time. Each point behind is equivalent to 4 seconds of wait time. 15 points behind means a competitor starts one minute later than the competitor in front of him.

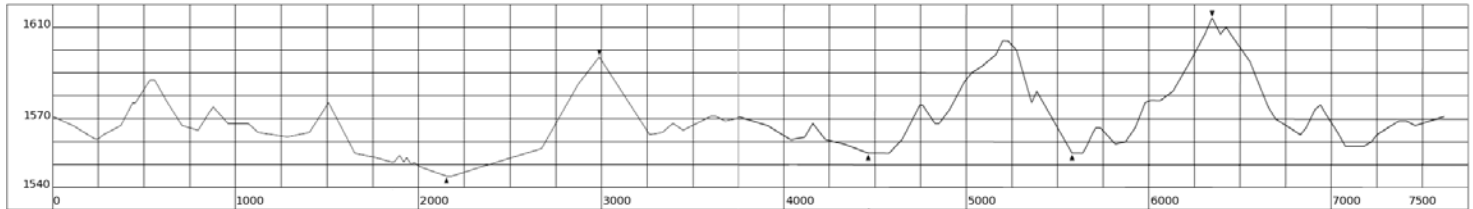
LEGEND

** Wave Start **DNF** Did Not Finish **DNS** Did Not Start **DSQ** Disqualified **FF** Foto Finish Decision
LAP Lapped **Rk.** Rank



COMPETITION ANALYSIS / ANALYSE DE LA COMPÉTITION

PRAGELATO PLAN SAT 11 FEB 2006 / SAM 11 FEV 2006 START TIME / DEBUT 15:00 END TIME / FINI A 15:49



Jury / Competition Management				Course Information			
FIS Race Director (RD)	WEHLING Ulrich (FIS)	Name:	3 750 m red + 3 750 m yellow				
FIS Technical Delegate (TD)	LAMB Joe (USA)	Height Difference (HD):	69 m				
FIS Assistant TD	AALTO Asko (FIN)	Maximum Climb (MC):	54 m				
Chief of Competition	PERTILE Ivo (ITA)	Total Climb (TC):	576 m				
Chief of Course	BRIGADOI Guiseppe (ITA)	Length of Lap:	7 500 m				
FIS Assistant RD	LAINE Jarkko (FIS)	Number of Laps:	2				

Rank	Bib	Name	NOC	Time Difference		Rk.	Time		Rk.
				1.9km / 6.9km / 11.9km	3.5km / 8.5km / 13.5km		5.0km / 10.0km / 15.0km	Behind	
				Time	Behind		Time	Behind	
1	1	HETTICH Georg	GER	0:00	262.5	1	39:44.6	0.0	1
		Cumulative Time		5:12.7	+0.5	2	7:34.6	+0.6	2
		Section Time		5:12.7	+30.9	=37	2:21.9	+7.0	=20
		Cumulative Time		11:06.2	0.0	1	14:04.8	0.0	1
		Section Time		1:36.1	+9.9	31	2:58.6	+25.7	44
		Cumulative Time		19:53.0	0.0	1	25:27.4	+0.8	3
		Section Time		2:45.5	+14.0	25	5:34.4	+16.5	9
2	11	GOTTWALD Felix	AUT	1:52	234.5	11	39:54.4	+9.8	2
		Cumulative Time		6:33.8	+1:21.6	10	8:54.4	+1:20.4	10
		Section Time		4:41.8	0.0	1	2:20.6	+5.7	15
		Cumulative Time		12:25.1	+1:18.9	10	15:07.2	+1:02.4	7
		Section Time		1:30.8	+4.6	12	2:42.1	+9.2	19
		Cumulative Time		20:45.6	+52.6	7	26:09.4	+42.8	6
		Section Time		2:39.1	+7.6	10	5:23.8	+5.9	3
FF 3	9	MOAN Magnus-H.	NOR	1:40	237.5	9	40:00.8	+16.2	3
		Cumulative Time		6:31.5	+1:19.3	9	8:53.8	+1:19.8	9
		Section Time		4:51.5	+9.7	3	2:22.3	+7.4	22
		Cumulative Time		12:24.6	+1:18.4	9	15:06.6	+1:01.8	6
		Section Time		1:31.3	+5.1	=13	2:42.0	+9.1	18
		Cumulative Time		20:45.3	+52.3	6	26:08.6	+42.0	4
		Section Time		2:39.5	+8.0	11	5:23.3	+5.4	2
FF 4	2	TANDE Petter L.	NOR	0:02	262.0	2	40:00.9	+16.3	4
		Cumulative Time		5:12.2	0.0	1	7:34.0	0.0	1
		Section Time		5:10.2	+28.4	=32	2:21.8	+6.9	19
		Cumulative Time		11:06.5	+0.3	2	14:05.5	+0.7	2
		Section Time		1:37.2	+11.0	37	2:59.0	+26.1	45
		Cumulative Time		19:53.3	+0.3	2	25:27.0	+0.4	2
		Section Time		2:46.4	+14.9	29	5:33.7	+15.8	8
5	4	TALLUS Jaakko	FIN	0:22	257.0	3	40:01.9	+17.3	5
		Cumulative Time		5:34.7	+22.5	3	7:54.6	+20.6	3
		Section Time		5:12.7	+30.9	=37	2:19.9	+5.0	13
		Cumulative Time		11:27.1	+20.9	3	14:13.4	+8.6	3
		Section Time		1:36.3	+10.1	32	2:46.3	+13.4	25
		Cumulative Time		19:53.8	+0.8	3	25:26.6	0.0	1
		Section Time		2:44.6	+13.1	21	5:32.8	+14.9	7



COMPETITION ANALYSIS / ANALYSE DE LA COMPÉTITION

PRAGELATO PLAN SAT 11 FEB 2006 / SAM 11 FEV 2006 START TIME / DEBUT 15:00 END TIME / FINI A 15:49

Rank	Bib	Name	NOC Code	Time Difference	Jump Points	Rk.	Time	Behind	Rk.		
			1.9km / 6.9km / 11.9km			3.5km / 8.5km / 13.5km			5.0km / 10.0km / 15.0km		
			Time	Behind	Rk.	Time	Behind	Rk.	Time	Behind	Rk.
6	28	HASENEY Sebastian	GER	3:20	212.5	28	40:35.7	+51.1	6		
Cumulative Time		8:10.2	+2:58.0	24	10:28.7	+2:54.7	23	12:19.8	+2:50.5	23	
Section Time		4:50.2	+8.4	2	2:18.5	+3.6	10	1:51.1	+17.5	2	
Cumulative Time		13:46.0	+2:39.8	21	16:18.9	+2:14.1	14	19:02.4	+1:55.5	13	
Section Time		1:26.2	0.0	1	2:32.9	0.0	1	2:43.5	0.0	1	
Cumulative Time		21:33.9	+1:40.9	13	26:51.8	+1:25.2	13	40:35.7	+51.1	6	
Section Time		2:31.5	0.0	1	5:17.9	0.0	1	2:32.3	+3.6	6	
7	16	KIRCHEISEN Bjoern	GER	2:34	224.0	16	40:55.1	+1:10.5	7		
Cumulative Time		7:27.4	+2:15.2	13	9:47.1	+2:13.1	13	11:45.4	+2:16.1	13	
Section Time		4:53.4	+11.6	7	2:19.7	+4.8	12	1:58.3	+24.7	10	
Cumulative Time		13:15.9	+2:09.7	12	15:53.3	+1:48.5	12	18:42.2	+1:35.3	12	
Section Time		1:30.5	+4.3	11	2:37.4	+4.5	7	2:48.9	+5.4	2	
Cumulative Time		21:17.0	+1:24.0	12	26:49.5	+1:22.9	11	40:55.1	+1:10.5	7	
Section Time		2:34.8	+3.3	2	5:32.5	+14.6	6	2:40.7	+12.0	26	
8	13	LODWICK Todd	USA	2:02	232.0	13	40:56.6	+1:12.0	8		
Cumulative Time		6:58.7	+1:46.5	11	9:21.1	+1:47.1	11	11:22.0	+1:52.7	11	
Section Time		4:56.7	+14.9	12	2:22.4	+7.5	23	2:00.9	+27.3	23	
Cumulative Time		12:56.2	+1:50.0	11	15:35.2	+1:30.4	11	18:33.1	+1:26.2	11	
Section Time		1:34.2	+8.0	25	2:39.0	+6.1	10	2:57.9	+14.4	10	
Cumulative Time		21:15.4	+1:22.4	11	26:49.9	+1:23.3	12	40:56.6	+1:12.0	8	
Section Time		2:42.3	+10.8	15	5:34.5	+16.6	10	2:42.2	+13.5	=29	
9	8	MANNINEN Hannu	FIN	1:38	238.0	8	41:20.2	+1:35.6	9		
Cumulative Time		6:31.2	+1:19.0	8	8:53.1	+1:19.1	8	10:52.4	+1:23.1	8	
Section Time		4:53.2	+11.4	6	2:21.9	+7.0	=20	1:59.3	+25.7	17	
Cumulative Time		12:24.3	+1:18.1	8	15:06.1	+1:01.3	5	18:05.1	+58.2	5	
Section Time		1:31.9	+5.7	=15	2:41.8	+8.9	17	2:59.0	+15.5	13	
Cumulative Time		20:44.9	+51.9	5	26:09.1	+42.5	5	41:20.2	+1:35.6	9	
Section Time		2:39.8	+8.3	12	5:24.2	+6.3	4	2:48.1	+19.4	40	
10	6	MASLENNIKOV Sergej	RUS	0:46	251.0	5	41:30.2	+1:45.6	10		
Cumulative Time		6:06.2	+54.0	7	8:30.3	+56.3	7	10:33.4	+1:04.1	7	
Section Time		5:20.2	+38.4	47	2:24.1	+9.2	29	2:03.1	+29.5	36	
Cumulative Time		12:14.8	+1:08.6	7	15:09.2	+1:04.4	10	18:09.0	+1:02.1	10	
Section Time		1:41.4	+15.2	=45	2:54.4	+21.5	38	2:59.8	+16.3	18	
Cumulative Time		20:47.1	+54.1	10	26:23.7	+57.1	10	41:30.2	+1:45.6	10	
Section Time		2:38.1	+6.6	5	5:36.6	+18.7	11	2:39.2	+10.5	21	
11	3	LAMY CHAPPUIS Jason	FRA	0:22	257.0	3	41:34.0	+1:49.4	11		
Cumulative Time		5:35.1	+22.9	4	7:56.0	+22.0	4	9:58.7	+29.4	4	
Section Time		5:13.1	+31.3	39	2:20.9	+6.0	16	2:02.7	+29.1	=30	
Cumulative Time		11:35.3	+29.1	4	14:31.7	+26.9	4	17:44.8	+37.9	4	
Section Time		1:36.6	+10.4	34	2:56.4	+23.5	43	3:13.1	+29.6	39	
Cumulative Time		20:37.9	+44.9	4	26:22.8	+56.2	8	41:34.0	+1:49.4	11	
Section Time		2:53.1	+21.6	44	5:44.9	+27.0	20	2:39.3	+10.6	22	
12	7	GRUBER Michael	AUT	0:56	248.5	7	41:47.9	+2:03.3	12		
Cumulative Time		6:05.8	+53.6	6	8:29.8	+55.8	6	10:32.7	+1:03.4	6	
Section Time		5:09.8	+28.0	31	2:24.0	+9.1	=26	2:02.9	+29.3	=33	
Cumulative Time		12:14.1	+1:07.9	5	15:07.9	+1:03.1	8	18:07.3	+1:00.4	8	
Section Time		1:41.4	+15.2	=45	2:53.8	+20.9	36	2:59.4	+15.9	16	
Cumulative Time		20:46.2	+53.2	8	26:23.3	+56.7	9	41:47.9	+2:03.3	12	
Section Time		2:38.9	+7.4	8	5:37.1	+19.2	12	2:39.8	+11.1	24	



COMPETITION ANALYSIS / ANALYSE DE LA COMPÉTITION

PRAGELATO PLAN SAT 11 FEB 2006 / SAM 11 FEV 2006 START TIME / DEBUT 15:00 END TIME / FINI A 15:49

Rank	Bib	Name	NOC Code	Time Difference	Jump Points	Rk.	Time	Behind	Rk.		
			1.9km / 6.9km / 11.9km			3.5km / 8.5km / 13.5km			5.0km / 10.0km / 15.0km		
			Time	Behind	Rk.	Time	Behind	Rk.	Time	Behind	Rk.
13	5	BIELER Christoph	AUT	0:46	251.0	5	41:51.3	+2:06.7	13		
Cumulative Time		6:05.2	+53.0	5	8:29.2	+55.2	5	10:31.7	+1:02.4	5	
Section Time		5:19.2	+37.4	45	2:24.0	+9.1	=26	2:02.5	+28.9	29	
Cumulative Time		12:14.5	+1:08.3	6	15:08.5	+1:03.7	9	18:08.1	+1:01.2	9	
Section Time		1:42.8	+16.6	47	2:54.0	+21.1	37	2:59.6	+16.1	17	
Cumulative Time		20:46.6	+53.6	9	26:10.8	+44.2	7	41:51.3	+2:06.7	13	
Section Time		2:38.5	+7.0	7	5:24.2	+6.3	4	2:48.8	+20.1	42	
14	21	MICHIELLI Giuseppe	ITA	2:52	219.5	21	42:05.5	+2:20.9	14		
Cumulative Time		7:44.5	+2:32.3	19	10:09.7	+2:35.7	19	12:08.5	+2:39.2	17	
Section Time		4:52.5	+10.7	4	2:25.2	+10.3	32	1:58.8	+25.2	14	
Cumulative Time		13:45.0	+2:38.8	17	16:23.3	+2:18.5	18	19:16.4	+2:09.5	17	
Section Time		1:36.5	+10.3	33	2:38.3	+5.4	8	2:53.1	+9.6	3	
Cumulative Time		21:55.3	+2:02.3	15	27:38.3	+2:11.7	15	42:05.5	+2:20.9	14	
Section Time		2:38.9	+7.4	8	5:43.0	+25.1	18	2:30.8	+2.1	3	
15	19	DEMONG Bill	USA	2:50	220.0	19	42:08.5	+2:23.9	15		
Cumulative Time		7:42.9	+2:30.7	16	9:59.5	+2:25.5	14	11:58.6	+2:29.3	14	
Section Time		4:52.9	+11.1	5	2:16.6	+1.7	=5	1:59.1	+25.5	16	
Cumulative Time		13:32.7	+2:26.5	14	16:14.9	+2:10.1	13	19:13.7	+2:06.8	14	
Section Time		1:34.1	+7.9	24	2:42.2	+9.3	=20	2:58.8	+15.3	12	
Cumulative Time		21:56.3	+2:03.3	17	27:39.0	+2:12.4	17	42:08.5	+2:23.9	15	
Section Time		2:42.6	+11.1	17	5:42.7	+24.8	16	2:31.0	+2.3	4	
16	23	KOBAYASHI Norihito	JPN	3:02	217.0	23	42:23.1	+2:38.5	16		
Cumulative Time		7:59.8	+2:47.6	22	10:21.3	+2:47.3	22	12:18.8	+2:49.5	22	
Section Time		4:57.8	+16.0	14	2:21.5	+6.6	18	1:57.5	+23.9	8	
Cumulative Time		13:46.3	+2:40.1	22	16:20.4	+2:15.6	17	19:15.4	+2:08.5	16	
Section Time		1:27.5	+1.3	3	2:34.1	+1.2	3	2:55.0	+11.5	5	
Cumulative Time		21:55.9	+2:02.9	16	27:38.7	+2:12.1	16	42:23.1	+2:38.5	16	
Section Time		2:40.5	+9.0	14	5:42.8	+24.9	17	2:40.4	+11.7	25	
17	22	KUISMA Antti	FIN	3:00	217.5	22	42:33.8	+2:49.2	17		
Cumulative Time		7:59.4	+2:47.2	21	10:20.7	+2:46.7	21	12:18.0	+2:48.7	21	
Section Time		4:59.4	+17.6	18	2:21.3	+6.4	17	1:57.3	+23.7	7	
Cumulative Time		13:45.7	+2:39.5	=19	16:19.6	+2:14.8	16	19:14.5	+2:07.6	15	
Section Time		1:27.7	+1.5	4	2:33.9	+1.0	2	2:54.9	+11.4	4	
Cumulative Time		21:54.8	+2:01.8	14	27:37.8	+2:11.2	14	42:33.8	+2:49.2	17	
Section Time		2:40.3	+8.8	13	5:43.0	+25.1	18	2:54.8	+26.1	46	
18	26	ACKERMANN Ronny	GER	3:16	213.5	26	42:58.9	+3:14.3	18		
Cumulative Time		8:10.7	+2:58.5	25	10:34.4	+3:00.4	24	12:33.0	+3:03.7	24	
Section Time		4:54.7	+12.9	9	2:23.7	+8.8	25	1:58.6	+25.0	12	
Cumulative Time		14:05.4	+2:59.2	24	16:54.6	+2:49.8	24	19:57.8	+2:50.9	24	
Section Time		1:32.4	+6.2	20	2:49.2	+16.3	29	3:03.2	+19.7	28	
Cumulative Time		22:36.0	+2:43.0	23	28:15.3	+2:48.7	21	42:58.9	+3:14.3	18	
Section Time		2:38.2	+6.7	6	5:39.3	+21.4	15	2:42.2	+13.5	=29	
19	17	STECHER Mario	AUT	2:38	223.0	17	42:59.2	+3:14.6	19		
Cumulative Time		7:43.6	+2:31.4	17	10:09.0	+2:35.0	18	12:09.7	+2:40.4	18	
Section Time		5:05.6	+23.8	24	2:25.4	+10.5	33	2:00.7	+27.1	=21	
Cumulative Time		13:45.4	+2:39.2	18	16:24.2	+2:19.4	19	19:26.6	+2:19.7	18	
Section Time		1:35.7	+9.5	29	2:38.8	+5.9	9	3:02.4	+18.9	=24	
Cumulative Time		22:18.8	+2:25.8	19	28:08.5	+2:41.9	18	42:59.2	+3:14.6	19	
Section Time		2:52.2	+20.7	42	5:49.7	+31.8	29	2:42.3	+13.6	31	



COMPETITION ANALYSIS / ANALYSE DE LA COMPÉTITION

PRAGELATO PLAN SAT 11 FEB 2006 / SAM 11 FEV 2006 START TIME / DEBUT 15:00 END TIME / FINI A 15:49

Rank	Bib	Name	NOC Code	Time Difference	Jump Points	Rk.	Time	Behind	Rk.		
			1.9km / 6.9km / 11.9km			3.5km / 8.5km / 13.5km			5.0km / 10.0km / 15.0km		
			Time	Behind	Rk.	Time	Behind	Rk.	Time	Behind	Rk.
20	15	KLEMETSEN Havard	NOR	2:14	229.0	15	43:00.5	+3:15.9	20		
Cumulative Time		7:28.5	+2:16.3	15	10:02.0	+2:28.0	16	12:10.6	+2:41.3	19	
Section Time		5:14.5	+32.7	41	2:33.5	+18.6	48	2:08.6	+35.0	48	
Cumulative Time		13:45.7	+2:39.5	=19	16:25.8	+2:21.0	21	19:35.3	+2:28.4	20	
Section Time		1:35.1	+8.9	27	2:40.1	+7.2	12	3:09.5	+26.0	35	
Cumulative Time		22:19.3	+2:26.3	20	28:09.4	+2:42.8	20	43:00.5	+3:15.9	20	
Section Time		2:44.0	+12.5	19	5:50.1	+32.2	30	2:36.8	+8.1	14	
21	31	CHURAVY Pavel	CZE	3:30	210.0	31	43:14.2	+3:29.6	21		
Cumulative Time		8:26.1	+3:13.9	28	10:55.5	+3:21.5	28	12:58.3	+3:29.0	27	
Section Time		4:56.1	+14.3	11	2:29.4	+14.5	40	2:02.8	+29.2	32	
Cumulative Time		14:30.2	+3:24.0	27	17:20.1	+3:15.3	25	20:24.5	+3:17.6	27	
Section Time		1:31.9	+5.7	=15	2:49.9	+17.0	30	3:04.4	+20.9	30	
Cumulative Time		23:10.4	+3:17.4	26	29:01.3	+3:34.7	27	43:14.2	+3:29.6	21	
Section Time		2:45.9	+14.4	26	5:50.9	+33.0	36	2:29.1	+0.4	2	
22	30	HURSCHLER Seppi	SUI	3:26	211.0	30	43:18.4	+3:33.8	22		
Cumulative Time		8:25.7	+3:13.5	27	10:54.7	+3:20.7	27	12:59.2	+3:29.9	28	
Section Time		4:59.7	+17.9	20	2:29.0	+14.1	38	2:04.5	+30.9	41	
Cumulative Time		14:30.5	+3:24.3	28	17:21.1	+3:16.3	26	20:22.8	+3:15.9	25	
Section Time		1:31.3	+5.1	=13	2:50.6	+17.7	31	3:01.7	+18.2	20	
Cumulative Time		23:11.3	+3:18.3	28	29:01.7	+3:35.1	28	43:18.4	+3:33.8	22	
Section Time		2:48.5	+17.0	32	5:50.4	+32.5	31	2:32.6	+3.9	7	
23	39	HURSCHLER Andreas	SUI	4:36	193.5	39	43:21.9	+3:37.3	23		
Cumulative Time		9:39.2	+4:27.0	35	11:54.2	+4:20.2	34	13:52.9	+4:23.6	34	
Section Time		5:03.2	+21.4	22	2:15.0	+0.1	2	1:58.7	+25.1	13	
Cumulative Time		15:26.2	+4:20.0	34	18:03.2	+3:58.4	33	20:59.2	+3:52.3	31	
Section Time		1:33.3	+7.1	22	2:37.0	+4.1	5	2:56.0	+12.5	8	
Cumulative Time		23:34.9	+3:41.9	31	29:13.2	+3:46.6	30	43:21.9	+3:37.3	23	
Section Time		2:35.7	+4.2	3	5:38.3	+20.4	13	2:31.9	+3.2	5	
24	27	HEER Ronny	SUI	3:16	213.5	26	43:27.0	+3:42.4	24		
Cumulative Time		8:11.7	+2:59.5	26	10:43.4	+3:09.4	26	12:48.8	+3:19.5	25	
Section Time		4:55.7	+13.9	10	2:31.7	+16.8	43	2:05.4	+31.8	43	
Cumulative Time		14:27.9	+3:21.7	25	17:22.5	+3:17.7	28	20:25.4	+3:18.5	28	
Section Time		1:39.1	+12.9	=42	2:54.6	+21.7	39	3:02.9	+19.4	27	
Cumulative Time		23:10.8	+3:17.8	27	29:00.4	+3:33.8	25	43:27.0	+3:42.4	24	
Section Time		2:45.4	+13.9	23	5:49.6	+31.7	28	2:37.7	+9.0	17	
25	18	KOIVURANTA Anssi	FIN	2:48	220.5	18	43:37.3	+3:52.7	25		
Cumulative Time		7:45.1	+2:32.9	20	10:13.0	+2:39.0	20	12:14.6	+2:45.3	20	
Section Time		4:57.1	+15.3	13	2:27.9	+13.0	37	2:01.6	+28.0	27	
Cumulative Time		13:46.7	+2:40.5	23	16:31.1	+2:26.3	23	19:40.9	+2:34.0	22	
Section Time		1:32.1	+5.9	=18	2:44.4	+11.5	23	3:09.8	+26.3	36	
Cumulative Time		22:30.4	+2:37.4	22	28:15.7	+2:49.1	22	43:37.3	+3:52.7	25	
Section Time		2:49.5	+18.0	36	5:45.3	+27.4	21	2:36.9	+8.2	15	
26	29	ROUX Ludovic	FRA	3:24	211.5	29	43:42.6	+3:58.0	26		
Cumulative Time		8:26.5	+3:14.3	29	10:56.2	+3:22.2	29	13:00.4	+3:31.1	29	
Section Time		5:02.5	+20.7	21	2:29.7	+14.8	41	2:04.2	+30.6	=39	
Cumulative Time		14:30.8	+3:24.6	29	17:21.9	+3:17.1	27	20:23.7	+3:16.8	26	
Section Time		1:30.4	+4.2	10	2:51.1	+18.2	32	3:01.8	+18.3	21	
Cumulative Time		23:09.9	+3:16.9	25	29:00.9	+3:34.3	26	43:42.6	+3:58.0	26	
Section Time		2:46.2	+14.7	28	5:51.0	+33.1	37	2:44.3	+15.6	35	



COMPETITION ANALYSIS / ANALYSE DE LA COMPÉTITION

PRAGELATO PLAN SAT 11 FEB 2006 / SAM 11 FEV 2006 START TIME / DEBUT 15:00 END TIME / FINI A 15:49

Rank	Bib	Name	NOC Code	Time Difference	Jump Points	Rk.	Time	Behind	Rk.		
			1.9km / 6.9km / 11.9km			3.5km / 8.5km / 13.5km			5.0km / 10.0km / 15.0km		
			Time	Behind	Rk.	Time	Behind	Rk.	Time	Behind	Rk.
27	14	RIEDER Ivan	SUI	2:10	230.0	14	43:58.6	+4:14.0	27		
Cumulative Time		7:28.1	+2:15.9	14	10:01.4	+2:27.4	15	12:07.6	+2:38.3	16	
Section Time		5:18.1	+36.3	44	2:33.3	+18.4	=46	2:06.2	+32.6	=45	
Cumulative Time		13:44.7	+2:38.5	16	16:24.9	+2:20.1	20	19:27.3	+2:20.4	19	
Section Time		1:37.1	+10.9	36	2:40.2	+7.3	=13	3:02.4	+18.9	=24	
Cumulative Time		22:18.4	+2:25.4	18	28:09.0	+2:42.4	19	43:58.6	+4:14.0	27	
Section Time		2:51.1	+19.6	37	5:50.6	+32.7	33	2:46.6	+17.9	37	
28	25	FESENKO Ivan	RUS	3:10	215.0	25	44:01.3	+4:16.7	28		
Cumulative Time		8:26.9	+3:14.7	30	10:57.0	+3:23.0	30	13:01.2	+3:31.9	30	
Section Time		5:16.9	+35.1	43	2:30.1	+15.2	42	2:04.2	+30.6	=39	
Cumulative Time		14:31.3	+3:25.1	30	17:24.2	+3:19.4	30	20:26.3	+3:19.4	29	
Section Time		1:30.1	+3.9	=8	2:52.9	+20.0	33	3:02.1	+18.6	22	
Cumulative Time		23:11.7	+3:18.7	29	29:02.2	+3:35.6	29	44:01.3	+4:16.7	28	
Section Time		2:45.4	+13.9	23	5:50.5	+32.6	32	2:39.7	+11.0	23	
29	38	BARANNIKOV Alexsej	RUS	4:34	194.0	37	44:20.3	+4:35.7	29		
Cumulative Time		9:40.2	+4:28.0	38	11:58.0	+4:24.0	37	14:00.9	+4:31.6	37	
Section Time		5:06.2	+24.4	26	2:17.8	+2.9	8	2:02.9	+29.3	=33	
Cumulative Time		15:27.2	+4:21.0	37	18:09.4	+4:04.6	36	21:11.6	+4:04.7	33	
Section Time		1:26.3	+0.1	2	2:42.2	+9.3	=20	3:02.2	+18.7	23	
Cumulative Time		24:01.0	+4:08.0	33	29:49.3	+4:22.7	34	44:20.3	+4:35.7	29	
Section Time		2:49.4	+17.9	34	5:48.3	+30.4	27	2:33.2	+4.5	9	
30	20	SPILLANE Johnny	USA	2:50	220.0	19	44:27.6	+4:43.0	30		
Cumulative Time		7:44.0	+2:31.8	18	10:03.1	+2:29.1	17	12:06.5	+2:37.2	15	
Section Time		4:54.0	+12.2	8	2:19.1	+4.2	11	2:03.4	+29.8	37	
Cumulative Time		13:44.4	+2:38.2	15	16:30.5	+2:25.7	22	19:46.5	+2:39.6	23	
Section Time		1:37.9	+11.7	38	2:46.1	+13.2	24	3:16.0	+32.5	=44	
Cumulative Time		22:47.8	+2:54.8	24	28:52.6	+3:26.0	24	44:27.6	+4:43.0	30	
Section Time		3:01.3	+29.8	48	6:04.8	+46.9	41	2:45.9	+17.2	36	
31	42	BAL Nicolas	FRA	4:56	188.5	42	44:28.9	+4:44.3	31		
Cumulative Time		9:55.1	+4:42.9	41	12:11.4	+4:37.4	40	14:09.8	+4:40.5	40	
Section Time		4:59.1	+17.3	17	2:16.3	+1.4	4	1:58.4	+24.8	11	
Cumulative Time		15:42.3	+4:36.1	41	18:18.5	+4:13.7	39	21:14.4	+4:07.5	35	
Section Time		1:32.5	+6.3	21	2:36.2	+3.3	4	2:55.9	+12.4	7	
Cumulative Time		23:51.4	+3:58.4	32	29:30.4	+4:03.8	31	44:28.9	+4:44.3	31	
Section Time		2:37.0	+5.5	4	5:39.0	+21.1	14	2:35.0	+6.3	11	
32	10	HATAKEYAMA Yosuke	JPN	1:50	235.0	10	44:29.8	+4:45.2	32		
Cumulative Time		7:09.9	+1:57.7	12	9:41.7	+2:07.7	12	11:44.4	+2:15.1	12	
Section Time		5:19.9	+38.1	46	2:31.8	+16.9	44	2:02.7	+29.1	=30	
Cumulative Time		13:16.5	+2:10.3	13	16:19.0	+2:14.2	15	19:36.2	+2:29.3	21	
Section Time		1:32.1	+5.9	=18	3:02.5	+29.6	47	3:17.2	+33.7	47	
Cumulative Time		22:22.6	+2:29.6	21	28:19.7	+2:53.1	23	44:29.8	+4:45.2	32	
Section Time		2:46.4	+14.9	29	5:57.1	+39.2	38	2:41.5	+12.8	27	
33	43	PIKKOR Tambet	EST	4:56	188.5	42	44:39.9	+4:55.3	33		
Cumulative Time		9:55.5	+4:43.3	42	12:12.1	+4:38.1	41	14:12.5	+4:43.2	41	
Section Time		4:59.5	+17.7	19	2:16.6	+1.7	=5	2:00.4	+26.8	20	
Cumulative Time		15:41.9	+4:35.7	40	18:21.4	+4:16.6	40	21:18.0	+4:11.1	=39	
Section Time		1:29.4	+3.2	6	2:39.5	+6.6	11	2:56.6	+13.1	9	
Cumulative Time		24:01.1	+4:08.1	34	29:51.7	+4:25.1	38	44:39.9	+4:55.3	33	
Section Time		2:43.1	+11.6	18	5:50.6	+32.7	33	2:43.2	+14.5	34	



COMPETITION ANALYSIS / ANALYSE DE LA COMPÉTITION

PRAGELATO PLAN SAT 11 FEB 2006 / SAM 11 FEV 2006 START TIME / DEBUT 15:00 END TIME / FINI A 15:49

Rank	Bib	Name	NOC Code	Time Difference	Jump Points	Rk.	Time	Behind	Rk.		
			1.9km / 6.9km / 11.9km			3.5km / 8.5km / 13.5km			5.0km / 10.0km / 15.0km		
			Time	Behind	Rk.	Time	Behind	Rk.	Time	Behind	Rk.
34	41	STROBL Jochen	ITA	4:48	190.5	41	44:42.3	+4:57.7	34		
Cumulative Time		9:46.8	+4:34.6	39	12:02.7	+4:28.7	38	14:03.4	+4:34.1	38	
Section Time		4:58.8	+17.0	16	2:15.9	+1.0	3	2:00.7	+27.1	=21	
Cumulative Time		15:33.5	+4:27.3	38	18:13.7	+4:08.9	38	21:18.0	+4:11.1	=39	
Section Time		1:30.1	+3.9	=8	2:40.2	+7.3	=13	3:04.3	+20.8	29	
Cumulative Time		24:09.8	+4:16.8	40	29:56.8	+4:30.2	39	44:42.3	+4:57.7	34	
Section Time		2:51.8	+20.3	39	5:47.0	+29.1	22	2:37.2	+8.5	16	
35	44	HAMMER Kristian	NOR	5:18	183.0	44	44:50.8	+5:06.2	35		
Cumulative Time		10:16.7	+5:04.5	43	12:31.6	+4:57.6	43	14:32.6	+5:03.3	43	
Section Time		4:58.7	+16.9	15	2:14.9	0.0	1	2:01.0	+27.4	24	
Cumulative Time		16:02.6	+4:56.4	42	18:39.7	+4:34.9	41	21:38.4	+4:31.5	41	
Section Time		1:30.0	+3.8	7	2:37.1	+4.2	6	2:58.7	+15.2	11	
Cumulative Time		24:22.5	+4:29.5	41	30:13.2	+4:46.6	41	44:50.8	+5:06.2	35	
Section Time		2:44.1	+12.6	20	5:50.7	+32.8	35	2:35.4	+6.7	12	
36	34	RYGL Ladislav	CZE	4:18	198.0	34	44:58.7	+5:14.1	36		
Cumulative Time		9:23.5	+4:11.3	33	11:44.0	+4:10.0	33	13:46.9	+4:17.6	33	
Section Time		5:05.5	+23.7	23	2:20.5	+5.6	14	2:02.9	+29.3	=33	
Cumulative Time		15:25.2	+4:19.0	33	18:06.7	+4:01.9	34	21:17.8	+4:10.9	38	
Section Time		1:38.3	+12.1	39	2:41.5	+8.6	16	3:11.1	+27.6	37	
Cumulative Time		24:03.1	+4:10.1	39	29:50.3	+4:23.7	36	44:58.7	+5:14.1	36	
Section Time		2:45.3	+13.8	22	5:47.2	+29.3	24	2:42.9	+14.2	33	
37	35	SLAVIK Tomas	CZE	4:24	196.5	35	44:59.4	+5:14.8	37		
Cumulative Time		9:39.8	+4:27.6	=36	11:57.4	+4:23.4	36	13:59.1	+4:29.8	36	
Section Time		5:15.8	+34.0	42	2:17.6	+2.7	7	2:01.7	+28.1	28	
Cumulative Time		15:26.9	+4:20.7	36	18:09.6	+4:04.8	37	21:16.8	+4:09.9	37	
Section Time		1:27.8	+1.6	5	2:42.7	+9.8	22	3:07.2	+23.7	33	
Cumulative Time		24:02.7	+4:09.7	37	29:49.8	+4:23.2	35	44:59.4	+5:14.8	37	
Section Time		2:45.9	+14.4	26	5:47.1	+29.2	23	2:38.7	+10.0	20	
38	33	CAMEROTA Brett	USA	3:56	203.5	33	44:59.6	+5:15.0	38		
Cumulative Time		9:03.4	+3:51.2	32	11:30.5	+3:56.5	32	13:36.7	+4:07.4	32	
Section Time		5:07.4	+25.6	27	2:27.1	+12.2	36	2:06.2	+32.6	=45	
Cumulative Time		15:10.5	+4:04.3	31	17:58.2	+3:53.4	31	21:10.8	+4:03.9	32	
Section Time		1:33.8	+7.6	23	2:47.7	+14.8	26	3:12.6	+29.1	38	
Cumulative Time		24:03.0	+4:10.0	38	29:51.0	+4:24.4	37	44:59.6	+5:15.0	38	
Section Time		2:52.2	+20.7	42	5:48.0	+30.1	26	2:42.7	+14.0	32	
39	36	MUNARI Daniele	ITA	4:24	196.5	35	45:06.3	+5:21.7	39		
Cumulative Time		9:38.4	+4:26.2	34	11:56.6	+4:22.6	35	13:54.7	+4:25.4	35	
Section Time		5:14.4	+32.6	40	2:18.2	+3.3	9	1:58.1	+24.5	9	
Cumulative Time		15:26.6	+4:20.4	35	18:07.5	+4:02.7	35	21:14.9	+4:08.0	36	
Section Time		1:31.9	+5.7	=15	2:40.9	+8.0	15	3:07.4	+23.9	34	
Cumulative Time		24:01.4	+4:08.4	35	29:49.1	+4:22.5	33	45:06.3	+5:21.7	39	
Section Time		2:46.5	+15.0	31	5:47.7	+29.8	25	2:41.6	+12.9	28	
40	24	VTIC Damjan	SLO	3:02	217.0	23	45:36.9	+5:52.3	40		
Cumulative Time		8:09.7	+2:57.5	23	10:43.0	+3:09.0	25	12:49.8	+3:20.5	26	
Section Time		5:07.7	+25.9	28	2:33.3	+18.4	=46	2:06.8	+33.2	47	
Cumulative Time		14:28.4	+3:22.2	26	17:23.3	+3:18.5	29	20:28.9	+3:22.0	30	
Section Time		1:38.6	+12.4	=40	2:54.9	+22.0	41	3:05.6	+22.1	31	
Cumulative Time		23:23.7	+3:30.7	30	29:33.0	+4:06.4	32	45:36.9	+5:52.3	40	
Section Time		2:54.8	+23.3	45	6:09.3	+51.4	45	2:50.7	+22.0	43	



COMPETITION ANALYSIS / ANALYSE DE LA COMPÉTITION

PRAGELATO PLAN SAT 11 FEB 2006 / SAM 11 FEV 2006 START TIME / DEBUT 15:00 END TIME / FINI A 15:49

Rank	Bib	Name	NOC Code	Time Difference	Jump Points	Rk.	Time	Behind	Rk.		
			1.9km / 6.9km / 11.9km			3.5km / 8.5km / 13.5km			5.0km / 10.0km / 15.0km		
			Time	Behind	Rk.	Time	Behind	Rk.	Time	Behind	Rk.
41	32	MYSLICKI Jason	CAN	3:40	207.5	32	46:21.0	+6:36.4	41		
Cumulative Time		9:00.7	+3:48.5	31	11:29.9	+3:55.9	31	13:35.9	+4:06.6	31	
Section Time		5:20.7	+38.9	48	2:29.2	+14.3	39	2:06.0	+32.4	44	
Cumulative Time		15:10.9	+4:04.7	32	17:59.0	+3:54.2	32	21:13.9	+4:07.0	34	
Section Time		1:35.0	+8.8	26	2:48.1	+15.2	28	3:14.9	+31.4	42	
Cumulative Time		24:02.4	+4:09.4	36	30:05.3	+4:38.7	40	46:21.0	+6:36.4	41	
Section Time		2:48.5	+17.0	32	6:02.9	+45.0	40	2:55.5	+26.8	47	
42	37	BRAUD Francois	FRA	4:34	194.0	37	47:02.3	+7:17.7	42		
Cumulative Time		9:39.8	+4:27.6	=36	12:05.5	+4:31.5	39	14:04.4	+4:35.1	39	
Section Time		5:05.8	+24.0	25	2:25.7	+10.8	35	1:58.9	+25.3	15	
Cumulative Time		15:40.4	+4:34.2	39	18:40.3	+4:35.5	42	21:57.3	+4:50.4	42	
Section Time		1:36.0	+9.8	30	2:59.9	+27.0	46	3:17.0	+33.5	46	
Cumulative Time		24:46.7	+4:53.7	42	30:55.8	+5:29.2	42	47:02.3	+7:17.7	42	
Section Time		2:49.4	+17.9	34	6:09.1	+51.2	44	2:48.7	+20.0	41	
43	40	KITAMURA Takashi	JPN	4:40	192.5	40	47:17.3	+7:32.7	43		
Cumulative Time		9:51.4	+4:39.2	40	12:24.1	+4:50.1	42	14:25.3	+4:56.0	42	
Section Time		5:11.4	+29.6	36	2:32.7	+17.8	45	2:01.2	+27.6	25	
Cumulative Time		16:06.3	+5:00.1	43	18:59.6	+4:54.8	43	22:13.8	+5:06.9	43	
Section Time		1:41.0	+14.8	44	2:53.3	+20.4	35	3:14.2	+30.7	=40	
Cumulative Time		25:05.7	+5:12.7	43	31:16.8	+5:50.2	43	47:17.3	+7:32.7	43	
Section Time		2:51.9	+20.4	40	6:11.1	+53.2	46	2:53.6	+24.9	44	
44	46	THOMPSON Max	CAN	6:04	171.5	46	47:57.8	+8:13.2	44		
Cumulative Time		11:13.7	+6:01.5	45	13:38.6	+6:04.6	45	15:12.2	+5:42.9	45	
Section Time		5:09.7	+27.9	30	2:24.9	+10.0	30	1:33.6	0.0	1	
Cumulative Time		17:19.7	+6:13.5	45	20:14.4	+6:09.6	45	23:28.6	+6:21.7	44	
Section Time		2:07.5	+41.3	48	2:54.7	+21.8	40	3:14.2	+30.7	=40	
Cumulative Time		26:20.6	+6:27.6	44	32:29.4	+7:02.8	44	47:57.8	+8:13.2	44	
Section Time		2:52.0	+20.5	41	6:08.8	+50.9	43	2:47.6	+18.9	39	
45	48	DIYACHUK Sergei	UKR	7:26	151.0	48	48:08.1	+8:23.5	45		
Cumulative Time		12:35.2	+7:23.0	47	14:59.2	+7:25.2	47	16:56.0	+7:26.7	47	
Section Time		5:09.2	+27.4	29	2:24.0	+9.1	=26	1:56.8	+23.2	6	
Cumulative Time		18:31.5	+7:25.3	47	21:19.3	+7:14.5	47	24:25.9	+7:19.0	47	
Section Time		1:35.5	+9.3	28	2:47.8	+14.9	27	3:06.6	+23.1	32	
Cumulative Time		27:08.4	+7:15.4	47	33:09.3	+7:42.7	47	48:08.1	+8:23.5	45	
Section Time		2:42.5	+11.0	16	6:00.9	+43.0	39	2:38.1	+9.4	19	
46	47	PITTIN Alessandro	ITA	6:44	161.5	47	48:50.2	+9:05.6	46		
Cumulative Time		11:55.3	+6:43.1	46	14:18.9	+6:44.9	46	16:22.8	+6:53.5	46	
Section Time		5:11.3	+29.5	35	2:23.6	+8.7	24	2:03.9	+30.3	38	
Cumulative Time		17:59.6	+6:53.4	46	20:52.8	+6:48.0	46	24:08.8	+7:01.9	46	
Section Time		1:36.8	+10.6	35	2:53.2	+20.3	34	3:16.0	+32.5	=44	
Cumulative Time		27:00.2	+7:07.2	46	33:08.9	+7:42.3	46	48:50.2	+9:05.6	46	
Section Time		2:51.4	+19.9	38	6:08.7	+50.8	42	2:47.4	+18.7	38	
47	45	CHLUM Patrik	CZE	5:20	182.5	45	50:03.9	+10:19.3	47		
Cumulative Time		10:30.8	+5:18.6	44	12:56.4	+5:22.4	44	15:01.1	+5:31.8	44	
Section Time		5:10.8	+29.0	34	2:25.6	+10.7	34	2:04.7	+31.1	42	
Cumulative Time		16:40.2	+5:34.0	44	19:56.7	+5:51.9	44	23:29.4	+6:22.5	45	
Section Time		1:39.1	+12.9	=42	3:16.5	+43.6	48	3:32.7	+49.2	48	
Cumulative Time		26:27.2	+6:34.2	45	33:00.9	+7:34.3	45	50:03.9	+10:19.3	47	
Section Time		2:57.8	+26.3	46	6:33.7	+1:15.8	47	2:53.8	+25.1	45	



COMPETITION ANALYSIS / ANALYSE DE LA COMPÉTITION

PRAGELATO PLAN SAT 11 FEB 2006 / SAM 11 FEV 2006 START TIME / DEBUT 15:00 END TIME / FINI A 15:49

Rank	Bib	Name	NOC Code	Time Difference	Jump Points	Rk.	Time	Behind	Rk.		
			1.9km / 6.9km / 11.9km			3.5km / 8.5km / 13.5km			5.0km / 10.0km / 15.0km		
			Time	Behind	Rk.	Time	Behind	Rk.	Time	Behind	Rk.
48	49	TRACHUK Volodymyr	UKR	8:10	140.0	49	51:55.2	+12:10.6	48		
Cumulative Time		13:20.2	+8:08.0	48	15:45.2	+8:11.2	48	17:46.7	+8:17.4	48	
Section Time		5:10.2	+28.4	=32	2:25.0	+10.1	31	2:01.5	+27.9	26	
Cumulative Time		19:25.3	+8:19.1	48	22:21.4	+8:16.6	48	25:37.3	+8:30.4	48	
Section Time		1:38.6	+12.4	=40	2:56.1	+23.2	42	3:15.9	+32.4	43	
Cumulative Time		28:36.7	+8:43.7	48	35:15.1	+9:48.5	48	51:55.2	+12:10.6	48	
Section Time		2:59.4	+27.9	47	6:38.4	+1:20.5	48	3:01.7	+33.0	48	

Did Not Start

12 TAKAHASHI Daito **JPN** **1:56** **233.5** **12**

Weather	Snow Condition	Temperatures [°C]		Participants/NOCs					
		Air	Snow	Entries	Ranked	DNS	DNF	DSQ	LAP
Sunny	Packed	-1.9°C	-7.3°C	49/15	48/15	1/1	0/0	0/0	0/0

LEGEND

= Shared Rank **DNF** Did Not Finish **DNS** Did Not Start **DSQ** Disqualified **FF** Foto Finish Decision
LAP Lapped **Rk.** Rank



OFFICIAL COMMUNICATION / COMMUNIQUE OFFICIEL

Nordic Combined
Late Entry of Alessandro Pittin (ITA)

Item: 1

Based on the decision of the IOC to allow the late entry of Alessandro Pittin (ITA, BIB 67) to the Nordic Combined events. His official entry to the Nordic Combined event will start on 09 February 2006 with the Official Training schedule for that day. This addition will have a minor impact on CIS, INFO and PRD system.

Issued by: NC Jury
Time: 11:30
Date: 09 FEB 2006

This decision affects:

RESULTS
SCHEDULE
OTHER

X

Note:



OFFICIAL COMMUNICATION / COMMUNIQUE OFFICIEL

NH Individual Gundersen Official Training 2 Jump 3 cancelled
Nordic Combined

Item: 2

Jury decided to cancel the balance of the 3rd round of today's training due to unstable wind conditions.

Issued by: Jury
Time: 12:56
Date: 09 FEB 2006

This decision affects:

RESULTS
SCHEDULE
OTHER

X

Note:



RESULTS / RÉSULTATS

PRAGELATO SUN 12 FEB 2006 / DIM 12 FEV 2006 START TIME / DEBUT 10:30 END TIME / FINI A 11:36

Jury / Competition Management		Judges			Hill Data / Calculation	
FIS Race Director (RD)	WEHLING Ulrich (FIS)	A	EGLOFF Ernst (SUI)		Hill Size (HS):	140 m
FIS Technical Delegate (TD)	LAMB Joe (USA)	B	LINSINGER Sebastian (AUT)		K-Point:	125 m
Chief of Competition	PERTILE Ivo (ITA)	C	BUKOVNIK Janez (SLO)		Metre Value:	1.2 Points/m
FIS Assistant TD	AALTO Asko (FIN)	D	KUUSINEN Eero (FIN)		Seconds per Point:	1
FIS Assistant RD	LAINE Jarkko (FIS)	E	LIVLAND Nils (NOR)		Points per Minute:	60

Bib	Name	NOC Code	1st Round			2nd Round			3rd Round		
			Speed [km/h] Rank	Distance [m] Rank	Gate Rank	Speed [km/h] Rank	Distance [m] Rank	Gate Rank	Speed [km/h] Rank	Distance [m] Rank	Gate Rank
28	KAITAINEN Jouni	FIN									
29	KOIVURANTA Anssi	FIN									
30	KUISMA Antti	FIN									
31	MANNINEN Hannu	FIN									
32	RYYYAENEN Janne	FIN									
33	TALLUS Jaakko	FIN									
34	CAMEROTA Brett	USA									
35	CAMEROTA Eric	USA									
36	DEMONG Bill	USA									
37	LODWICK Todd	USA									
38	SPILLANE Johnny	USA									
39	van LOAN Carl	USA									
40	BIELER Christoph	AUT									
41	GOTTWALD Felix	AUT									
42	GRUBER Bernhard	AUT									
43	GRUBER Michael	AUT									
44	KREINER David	AUT									
45	STECHEER Mario	AUT									
46	HATAKEYAMA Yosuke	JPN									
47	KITAMURA Takashi	JPN									
48	KOBAYASHI Norihito	JPN									
49	TAKAHASHI Daito	JPN	96.4 16	133.0 1	24 1	95.5 19	119.5 4	21 1	95.4 20	117.0 6	21 1
50	WATABE Akito	JPN	96.5 15	121.0 4	24 4	96.3 13	115.5 10	24 9	95.9 17	113.5 9	24 8
51	GRAESLI Ola Morten	NOR									
52	HAMMER Kristian	NOR									
53	KLEMETSEN Havard	NOR									
54	MOAN Magnus-H.	NOR									



RESULTS / RÉSULTATS

PRAGELATO SUN 12 FEB 2006 / DIM 12 FEV 2006 START TIME / DEBUT 10:30 END TIME / FINI A 11:36

Bib	Name	NOC Code	1st Round			2nd Round			3rd Round		
			Speed [km/h] Rank	Distance [m] Rank	Gate Rank	Speed [km/h] Rank	Distance [m] Rank	Gate Rank	Speed [km/h] Rank	Distance [m] Rank	Gate Rank
55	TANDE Petter L.	NOR									
56	MYSLICKI Jason	CAN									
57	THOMPSON Max	CAN									
58	DIYACHUK Sergei	UKR	95.9 20	84.5 20	24 20	96.2 15	94.0 19	24 18	96.2 14	93.5 19	24 18
59	KOZLOV Mykola	UKR									
60	TRACHUK Volodymyr	UKR	96.3 18	92.5 19	24 19	96.2 15	91.0 20	24 19	96.2 14	97.0 18	24 17
61	BARANNIKOV Alexsej	RUS	96.7 13	107.5 16	24 16	96.3 13	108.5 15	24 14	95.9 17	111.0 14	24 13
62	FESENKO Ivan	RUS	96.9 9	108.0 15	24 15	96.2 15	104.0 18	24 17	96.0 16	106.0 17	24 16
63	KAMENEV Anton	RUS	96.7 13	110.0 13	24 13		117.5 5	24 4	96.5 11	120.5 3	24 3
64	MASLENNIKOV Sergej	RUS	97.3 3	122.0 3	24 3	97.2 3	121.5 2	24 2	97.0 7	124.5 1	24 1
65	MATVEEV Dimitry	RUS	96.4 16	107.0 18	24 18	96.6 11	108.5 15	24 14	96.4 12	119.5 4	24 4
66	PIKKOR Tambet	EST	97.2 4	114.5 9	24 9	97.5 1	114.5 12	24 11	97.1 3	110.5 15	24 14
1	BRESADOLA Davide	ITA	96.8 12	109.5 14	24 14	96.6 11	114.5 12	24 11	96.4 12	112.5 12	24 11
2	MICHIELLI Giuseppe	ITA									
3	MUNARI Daniele	ITA	97.5 2	107.5 16	24 16	97.1 6	105.5 17	24 16	97.2 2	108.0 16	24 15
4	STROBL Jochen	ITA									
67	PITTIN Alessandro	ITA									
5	ACKERMANN Ronny	GER	97.0 7	114.5 9	24 9	96.8 9	112.0 14	24 13	96.7 9	114.0 8	24 7
6	GAISER Jens	GER	98.0 1	125.5 2	24 2	97.3 2	116.0 9	24 8	97.6 1	123.0 2	24 2
7	HASENEY Sebastian	GER									
8	HETTICH Georg	GER									
9	KIRCHEISEN Bjoern	GER									
10	SCHMITT Thorsten	GER									
11	PLEVNIK Dejan	SLO									
12	VTIC Damjan	SLO									
13	HEER Ronny	SUI	97.2 4	112.5 12	24 12	97.2 3	121.0 3	24 3	97.0 7	113.0 11	24 10
14	HURSCHLER Andreas	SUI	96.9 9	114.5 9	24 9	96.9 7	117.0 6	24 5	97.1 3	118.5 5	24 5
15	HURSCHLER Seppi	SUI	96.9 9	115.0 8	24 8	96.7 10	116.5 7	24 6	97.1 3	115.0 7	24 6
16	RIEDER Ivan	SUI	97.1 6	120.0 5	24 5	97.2 3	126.0 1	24 1	97.1 3	87.0 20	24 19
17	SCHMID Jan	SUI									



RESULTS / RÉSULTATS

PRAGELATO SUN 12 FEB 2006 / DIM 12 FEV 2006 START TIME / DEBUT 10:30 END TIME / FINI A 11:36

Bib	Name	NOC Code	1st Round			2nd Round			3rd Round		
			Speed [km/h] Rank	Distance [m] Rank	Gate Rank	Speed [km/h] Rank	Distance [m] Rank	Gate Rank	Speed [km/h] Rank	Distance [m] Rank	Gate Rank
18	BAL Nicolas	FRA									
19	BRAUD Francois	FRA									
20	LAHEURTE Maxime	FRA	97.0 7	116.0 6	24 6	96.9 7	116.5 7	24 6	96.7 9	112.0 13	24 12
21	LAMY CHAPPUIS Jason	FRA									
22	ROUX Ludovic	FRA									
23	CHLUM Patrik	CZE									
24	CHURAVY Pavel	CZE									
25	RYGL Ladislav	CZE									
26	SLAVIK Tomas	CZE									
27	VODSEDALEK Ales	CZE	96.3 18	116.0 6	24 6	96.2 15	115.0 11	24 10	95.9 17	113.5 9	24 8

Weather Information									
	Time	Weather	Temp[°C]		Humid [%]	Wind[m/s]			
			Air	Snow		Min	Max	Avg	
1st Round	10:30 - 10:42	Sky Clear	-8.4	-14.5	70	0.4	2.6	2.0	
2nd Round	10:57 - 11:09	Sky Clear	-6.6	-14.3	70	0.6	2.5	1.9	
3rd Round	11:24 - 11:36	Sky Clear	-5.5	-13.7	39	0.8	2.1	1.7	

Statistics											
	Gate	Falls	Distance[m]			Speed[km/h]			Athletes / NOCs		
			Min	Max	Avg	Min	Max	Avg	In starting list	Started	With Results
1st Round	24	0	84.5	133.0	112.5	95.9	98.0	96.8	67/15	20/9	20/9
2nd Round	21	0	119.5	119.5	119.5	95.5	95.5	95.5	67/15	20/9	20/9
	24	0	91.0	126.0	112.3	96.2	97.5	96.7			
3rd Round	21	0	117.0	117.0	117.0	95.4	95.4	95.4	67/15	20/9	20/9
	24	0	87.0	124.5	111.1	95.9	97.6	96.6			

Note:
Bolded Line in Gate column:
A bolded line at the "Gate" column indicates a change in gate assignment at this point. The presentation of rankings is calculated only within results achieved from the same gate.

Legend:
Avg Average
LH Large Hill
Min Minimum
Humid Humidity
Max Maximum
Temp Temperature



RESULTS / RÉSULTATS

PRAGELATO MON 13 FEB 2006 / LUN 13 FEV 2006 START TIME / DEBUT 10:31 END TIME / FINI A 12:15

Jury / Competition Management			Judges					Hill Data / Calculation			
FIS Race Director (RD)	WEHLING Ulrich (FIS)		A	EGLOFF Ernst (SUI)				Hill Size (HS):	140 m		
FIS Technical Delegate (TD)	LAMB Joe (USA)		B	LINSINGER Sebastian (AUT)				K-Point:	125 m		
Chief of Competition	PERTILE Ivo (ITA)		C	BUKOVNIK Janez (SLO)				Metre Value:	1.2 Points/m		
FIS Assistant TD	AALTO Asko (FIN)		D	KUUSINEN Eero (FIN)				Seconds per Point:	1		
FIS Assistant RD	LAINE Jarkko (FIS)		E	LIVLAND Nils (NOR)				Points per Minute:	60		

Bib	Name	NOC Code	1st Round			2nd Round			3rd Round		
			Speed [km/h] Rank	Distance [m] Rank	Gate Rank	Speed [km/h] Rank	Distance [m] Rank	Gate Rank	Speed [km/h] Rank	Distance [m] Rank	Gate Rank
40	BIELER Christoph	AUT	97.0 2	119.0 15	22 11	97.2 11	125.5 10	23 1	97.4 5	128.5 6	24 6
41	GOTTWALD Felix	AUT	97.0 2	124.5 5	22 4	97.2 11	118.5 22	23 7	97.3 8	125.0 10	24 10
42	GRUBER Bernhard	AUT	96.8 4	127.0 2	22 2	96.8 22	122.0 15	23 4	97.1 13	129.5 4	24 4
43	GRUBER Michael	AUT	96.4 19	126.0 3	22 3	96.7 23	121.0 18	23 5	96.9 21	127.0 7	24 7
44	KREINER David	AUT	96.8 4	129.0 1	22 1	96.7 23	123.5 12	23 3	97.1 13	127.0 7	24 7
45	STECHER Mario	AUT	96.6 13	121.5 8	22 6	97.0 17	117.0 26	23 9	97.0 20	123.5 13	24 13
46	HATAKEYAMA Yosuke	JPN									
47	KITAMURA Takashi	JPN	95.1 46	97.0 42	21 16	96.0 43	112.0 34	23 11	96.1 36	111.0 31	24 31
48	KOBAYASHI Norihito	JPN	95.4 42	109.5 29	21 12	96.5 30	117.5 24	23 8	96.5 28	123.0 14	24 14
49	TAKAHASHI Daito	JPN	96.0 31	126.0 3	21 1	96.3 37	124.0 11	23 2	96.8 22	129.0 5	24 5
50	WATABE Akito	JPN									
51	GRAESLI Ola Morten	NOR	96.2 24	111.0 28	21 11	96.7 23	107.0 41	23 12	96.8 22	114.0 28	24 28
52	HAMMER Kristian	NOR	96.6 13	112.0 24	21 8	97.1 14	105.5 42	23 13	97.1 13	106.5 37	24 37
53	KLEMETSEN Havard	NOR	96.2 24	115.5 20	21 7	97.0 17	115.5 29	23 10	97.4 5	115.5 27	24 27
54	MOAN Magnus-H.	NOR	96.7 8	117.0 18	21 5	97.4 7	119.5 20	23 6	97.6 2	125.0 10	24 10
55	TANDE Petter L.	NOR									
56	MYSLICKI Jason	CAN									
57	THOMPSON Max	CAN	94.8 47	90.5 45	21 18	95.8 46	92.0 46	23 14	95.6 44	93.0 44	24 44
58	DIYACHUK Sergei	UKR	95.3 44	90.5 45	21 18	96.3 37	91.0 47	24 33	96.1 36	93.5 43	24 43
59	KOZLOV Mykola	UKR									
60	TRACHUK Volodymyr	UKR	95.4 42	96.5 44	21 17	96.0 43	98.5 45	24 32	96.0 39	98.0 42	24 42
61	BARANNIKOV Alexsej	RUS									
62	FESENKO Ivan	RUS									
63	KAMENEV Anton	RUS									
64	MASLENNIKOV Sergej	RUS									
65	MATVEEV Dimitry	RUS									
66	PIKKOR Tambet	EST									



RESULTS / RÉSULTATS

PRAGELATO MON 13 FEB 2006 / LUN 13 FEV 2006 START TIME / DEBUT 10:31 END TIME / FINI A 12:15

Bib	Name	NOC Code	1st Round			2nd Round			3rd Round		
			Speed [km/h] Rank	Distance [m] Rank	Gate Rank	Speed [km/h] Rank	Distance [m] Rank	Gate Rank	Speed [km/h] Rank	Distance [m] Rank	Gate Rank
1	BRESADOLA Davide	ITA	95.9 33	116.5 19	21 6	96.7 23	117.5 24	24 17	96.4 33	120.0 20	24 20
2	MICHIELLI Giuseppe	ITA	96.1 28	112.0 24	21 8	97.1 14	114.5 33	24 23	97.1 13	117.0 25	24 25
3	MUNARI Daniele	ITA	96.6 13	107.5 33	21 13	97.5 3	110.5 37	24 26	97.5 3	109.0 35	24 35
4	STROBL Jochen	ITA	95.7 36	103.0 40	21 15	96.5 30	110.5 37	24 26	96.1 36	109.5 34	24 34
67	PITTIN Alessandro	ITA									
5	ACKERMANN Ronny	GER									
6	GAISER Jens	GER	96.8 4	120.0 14	21 4	97.5 3	126.5 7	24 7			
7	HASENEY Sebastian	GER	96.3 23	104.0 37	21 14	97.3 8	119.5 20	24 15	97.2 11	118.0 22	24 22
8	HETTICH Georg	GER	96.8 4	122.5 7	21 2	97.7 2	135.5 1	24 1			
9	KIRCHEISEN Bjoern	GER	96.7 8	120.5 10	21 3	97.2 11	132.0 3	24 3			
10	SCHMITT Thorsten	GER	96.4 19	111.5 26	21 10	97.5 3	122.0 15	24 12	97.2 11	122.0 16	24 16
11	PLEVNIK Dejan	SLO									
12	VTIC Damjan	SLO									
13	HEER Ronny	SUI									
14	HURSCHLER Andreas	SUI									
15	HURSCHLER Seppi	SUI									
16	RIEDER Ivan	SUI									
17	SCHMID Jan	SUI	96.7 8	112.5 22	22 15	97.5 3	126.0 9	24 9	97.5 3	123.0 14	24 14
18	BAL Nicolas	FRA	96.2 24	104.5 35	22 22	96.6 27	109.5 40	24 29	96.8 22	105.5 38	24 38
19	BRAUD Francois	FRA	96.4 19	115.0 21	22 14	96.9 20	123.0 13	24 10	97.1 13	121.0 18	24 18
20	LAHEURTE Maxime	FRA	96.4 19	109.5 29	22 18	96.6 27	115.0 32	24 22	96.7 26	99.0 41	24 41
21	LAMY CHAPPUIS Jason	FRA	96.7 8	120.5 10	22 8	97.1 14	131.0 4	24 4	97.4 5	130.5 2	24 2
22	ROUX Ludovic	FRA	95.9 33	117.5 17	22 13	96.4 35	122.5 14	24 11	96.5 28	116.5 26	24 26
23	CHLUM Patrik	CZE	95.5 40	86.0 47	22 28	96.1 41	100.5 44	24 31	96.0 39	101.5 40	24 40
24	CHURAVY Pavel	CZE	95.7 36	102.5 41	22 26	96.5 30	115.5 29	24 20	96.5 28	117.5 23	24 23
25	RYGL Ladislav	CZE	95.7 36	103.5 39	22 25	96.3 37	117.0 26	24 18	96.2 34	107.5 36	24 36
26	SLAVIK Tomas	CZE	95.9 33	97.0 42	22 27	96.3 37	111.0 35	24 24	96.2 34	112.5 29	24 29
27	VOSEDALEK Ales	CZE	95.5 40	108.5 32	22 20	96.1 41	118.5 22	24 16	96.0 39	117.5 23	24 23
28	KAITAINEN Jouni	FIN									
29	KOIVURANTA Anssi	FIN	96.5 17	121.5 8	22 6	97.0 17	128.5 5	24 5	97.1 13	135.0 1	24 1



RESULTS / RÉSULTATS

PRAGELATO MON 13 FEB 2006 / LUN 13 FEV 2006 START TIME / DEBUT 10:31 END TIME / FINI A 12:15

Bib	Name	NOC Code	1st Round			2nd Round			3rd Round		
			Speed [km/h] Rank	Distance [m] Rank	Gate Rank	Speed [km/h] Rank	Distance [m] Rank	Gate Rank	Speed [km/h] Rank	Distance [m] Rank	Gate Rank
30	KUISMA Antti	FIN	96.5 17	104.0 37	22 24	97.3 8	116.5 28	24 19	97.3 8	112.5 29	24 29
31	MANNINEN Hannu	FIN	97.3 1	120.5 10	22 8	97.8 1	127.5 6	24 6	97.7 1	125.0 10	24 10
32	RYYNAENEN Janne	FIN	96.1 28	119.0 15	22 11	96.6 27	126.5 7	24 7	96.6 27	121.5 17	24 17
33	TALLUS Jaakko	FIN	96.0 31	123.0 6	22 5	96.5 30	132.5 2	24 2	96.5 28	130.0 3	24 3
34	CAMEROTA Brett	USA	95.6 39	104.5 35	22 22	95.9 45	105.5 42	24 30	95.9 42	105.5 38	24 38
35	CAMEROTA Eric	USA	95.2 45	109.5 29	22 18	95.7 47	111.0 35	24 24	95.8 43	110.5 32	24 32
36	DEMONG Bill	USA	96.7 8	111.5 26	22 17	97.3 8	115.5 29	24 20	97.3 8	120.5 19	24 19
37	LODWICK Todd	USA	96.2 24	120.5 10	22 8	96.4 35	122.0 15	24 12	96.8 22	126.5 9	24 9
38	SPILLANE Johnny	USA	96.6 13	112.5 22	22 15	96.9 20	120.5 19	24 14	97.1 13	118.5 21	24 21
39	van LOAN Carl	USA	96.1 28	105.0 34	22 21	96.5 30	110.0 39	24 28	96.5 28	110.5 32	24 32

Weather Information								
	Time	Weather	Temp[°C]		Humid [%]	Wind[m/s]		
			Air	Snow		Min	Max	Avg
1st Round	10:31 - 11:00	Sky Clear	-5.6	-11.9	71	0.1	2.7	1.9
2nd Round	11:10 - 11:39	Sky Clear	-3.3	-10.8	49	0.2	2.1	1.0
3rd Round	11:50 - 12:15	Sky Clear	-3.9	-10.5	43	0.5	1.5	1.0

Statistics											
	Gate	Falls	Distance[m]			Speed[km/h]			Athletes / NOCs		
			Min	Max	Avg	Min	Max	Avg	In starting list	Started	With Results
1st Round	21	0	90.5	126.0	109.6	94.8	96.8	96.0	67/15	47/12	47/12
	22	0	86.0	129.0	113.4	95.2	97.3	96.2			
2nd Round	23	0	92.0	125.5	115.7	95.8	97.4	96.7	67/15	47/12	47/12
	24	0	91.0	135.5	117.6	95.7	97.8	96.7			
3rd Round	24	0	93.0	135.0	116.6	95.6	97.7	96.7	67/15	44/12	44/12

Note:
Bolded Line in Gate column:
A bolded line at the "Gate" column indicates a change in gate assignment at this point. The presentation of rankings is calculated only within results achieved from the same gate.

Legend:
Avg Average
LH Large Hill
Min Minimum
Humid Max Humidity
Temp Maximum
Temperature



RESULTS / RÉSULTATS

PRAGELATO TUE 14 FEB 2006 / MAR 14 FEV 2006 START TIME / DEBUT 10:31 END TIME / FINI A 12:45

Jury / Competition Management		Judges			Hill Data / Calculation		
FIS Race Director (RD)	WEHLING Ulrich (FIS)	A	EGLOFF Ernst (SUI)		Hill Size (HS):	140 m	
FIS Technical Delegate (TD)	LAMB Joe (USA)	B	LINSINGER Sebastian (AUT)		K-Point:	125 m	
Chief of Competition	PERTILE Ivo (ITA)	C	BUKOVNIK Janez (SLO)		Metre Value:	1.2 Points/m	
FIS Assistant TD	AALTO Asko (FIN)	D	KUUSINEN Eero (FIN)		Seconds per Point:	1	
FIS Assistant RD	LAINE Jarkko (FIS)	E	LIVLAND Nils (NOR)		Points per Minute:	60	

Bib	Name	NOC Code	1st Round			2nd Round			3rd Round		
			Speed [km/h] Rank	Distance [m] Rank	Gate Rank	Speed [km/h] Rank	Distance [m] Rank	Gate Rank	Speed [km/h] Rank	Distance [m] Rank	Gate Rank
51	GRAESLI Ola Morten	NOR									
52	HAMMER Kristian	NOR	97.0 6	110.5 44	24 5	96.8 24	108.0 50	23 50	97.1 6	103.0 48	23 36
53	KLEMETSEN Havard	NOR	97.2 3	126.5 4	24 2	97.1 9	124.0 13	23 13	97.1 6	118.5 25	23 16
54	MOAN Magnus-H.	NOR									
55	TANDE Petter L.	NOR	97.5 1	125.0 7	24 3	97.2 2	127.0 5	23 5	97.5 1	130.5 2	23 2
56	MYSLICKI Jason	CAN	96.4 28	109.5 49	24 7	95.9 46	103.5 54	23 54	96.1 31	110.5 43	23 33
57	THOMPSON Max	CAN	95.5 56	91.0 59	24 11	95.7 53	99.5 57	23 57	95.3 47	93.5 52	23 40
58	DIYACHUK Sergei	UKR	96.0 42	91.5 58	24 10	95.7 53	91.5 59	23 59	96.2 27	100.5 50	23 38
59	KOZLOV Mykola	UKR									
60	TRACHUK Volodymyr	UKR	96.3 33	103.5 56	24 9	95.8 49	105.5 53	23 53	95.9 38	103.5 47	23 35
61	BARANNIKOV Alexsej	RUS	96.2 37	110.5 44	24 5	95.8 49	113.0 41	23 41	95.8 41	107.5 45	23 34
62	FESENKO Ivan	RUS	96.2 37	109.5 49	24 7	96.7 26	118.0 31	23 31	96.7 18	116.5 27	23 18
63	KAMENEV Anton	RUS	96.5 24	124.5 10	24 4	95.8 49	122.5 18	23 18	96.0 35	120.5 19	23 11
64	MASLENNIKOV Sergej	RUS	96.9 13	140.5 1	24 1	96.6 29	134.5 1	23 1			
65	MATVEEV Dimitry	RUS	96.0 42	114.5 33	22 17	96.4 34	121.5 23	23 23	96.4 22	114.0 35	23 25
66	PIKKOR Tabet	EST	96.3 33	111.5 41	22 24	96.7 26	116.5 34	23 34	96.6 21	118.0 26	23 17
1	BRESADOLA Davide	ITA	95.9 47	117.5 29	22 16	96.3 37	122.5 18	23 18			
2	MICHIELLI Giuseppe	ITA	96.4 28	114.5 33	22 17	96.6 29	110.0 46	23 46	96.8 14	120.0 20	23 12
3	MUNARI Daniele	ITA	96.7 19	105.0 54	22 30	97.0 12	109.5 48	23 48	97.1 6	113.5 38	23 28
4	STROBL Jochen	ITA	95.9 47	108.5 51	22 29	95.9 46	110.0 46	23 46	96.3 24	114.5 33	23 23
67	PITTIN Alessandro	ITA									
5	ACKERMANN Ronny	GER	96.6 21	121.0 18	22 8	97.0 12	125.0 11	23 11	97.0 10	128.5 6	23 5
6	GAISER Jens	GER	96.7 19	122.5 13	22 5	97.2 2	122.0 20	23 20	97.3 3	128.0 7	23 6
7	HASENEY Sebastian	GER	96.4 28	114.5 33	22 17	96.9 19	112.0 43	23 43	96.8 14	116.5 27	23 18
8	HETTICH Georg	GER	97.0 6	128.5 2	22 1	97.2 2	128.5 3	23 3	97.2 4	129.0 4	23 4
9	KIRCHEISEN Bjoern	GER	96.5 24	123.5 12	22 4	96.9 19	126.0 8	23 8			
10	SCHMITT Thorsten	GER	96.8 15	120.0 22	22 11	97.1 9	122.0 20	23 20	96.9 11	120.0 20	23 12



RESULTS / RÉSULTATS

PRAGELATO TUE 14 FEB 2006 / MAR 14 FEV 2006 START TIME / DEBUT 10:31 END TIME / FINI A 12:45

Bib	Name	NOC Code	1st Round			2nd Round			3rd Round		
			Speed [km/h] Rank	Distance [m] Rank	Gate Rank	Speed [km/h] Rank	Distance [m] Rank	Gate Rank	Speed [km/h] Rank	Distance [m] Rank	Gate Rank
11	PLEVNIK Dejan	SLO									
12	VTIC Damjan	SLO									
13	HEER Ronny	SUI	96.6 21	119.5 25	22 13	97.0 12	121.5 23	23 23	96.9 11	114.5 33	23 23
14	HURSCHLER Andreas	SUI	96.3 33	111.5 41	22 24	96.6 29	121.0 27	23 27	96.7 18	122.0 15	23 8
15	HURSCHLER Seppi	SUI	95.7 52	110.5 44	22 27	96.3 37	118.0 31	23 31	96.2 27	115.5 30	23 21
16	RIEDER Ivan	SUI	96.5 24	114.0 36	22 20	96.9 19	120.0 28	23 28	96.9 11	116.5 27	23 18
17	SCHMID Jan	SUI	97.0 6	122.0 15	22 6	97.2 2	115.0 36	23 36	97.2 4	115.5 30	23 21
18	BAL Nicolas	FRA	96.0 42	105.0 54	22 30	96.1 45	109.5 48	23 48	96.3 24	97.0 51	23 39
19	BRAUD Francois	FRA	96.6 21	120.5 20	22 9	96.4 34	119.0 29	23 29	96.8 14	123.0 13	23 7
20	LAHEURTE Maxime	FRA	96.3 33	112.0 40	22 23	96.5 32	116.0 35	23 35	96.8 14	121.0 17	23 9
21	LAMY CHAPPUIS Jason	FRA	96.8 15	121.5 17	22 7	97.0 12	134.0 2	23 2			
22	ROUX Ludovic	FRA	96.0 42	118.0 27	22 15	96.2 40	113.5 40	23 40	96.1 31	112.5 40	23 30
23	CHLUM Patrik	CZE	95.8 49	102.0 57	22 32	95.6 56	100.5 56	23 56	95.8 41	101.0 49	23 37
24	CHURAVY Pavel	CZE	95.7 52	113.0 38	22 21	96.2 40	112.0 43	23 43	96.2 27	114.0 35	23 25
25	RYGL Ladislav	CZE	95.6 54	111.5 41	22 24	96.2 40	112.5 42	23 42	96.2 27	114.0 35	23 25
26	SLAVIK Tomas	CZE	95.4 58	112.5 39	22 22	95.7 53	107.5 51	23 51	96.0 35	112.5 40	23 30
27	VODSEDALEK Ales	CZE	95.5 56	120.0 22	22 11	95.9 46	114.5 38	23 38	95.6 45	120.0 20	23 12
28	KAITAINEN Jouni	FIN									
29	KOIVURANTA Anssi	FIN	96.0 42	125.5 6	22 2	96.8 24	124.0 13	23 13	96.7 18	129.5 3	23 3
30	KUISMA Antti	FIN	96.4 28	110.5 44	22 27	96.9 19	111.0 45	23 45	97.1 6	113.0 39	23 29
31	MANNINEN Hannu	FIN	97.0 6	119.0 26	22 14	97.5 1	121.5 23	23 23	97.4 2	120.0 20	23 12
32	RYYNAENEN Janne	FIN	95.8 49	120.5 20	22 9	96.2 40	119.0 29	23 29	96.3 24	121.0 17	23 9
33	TALLUS Jaakko	FIN	96.1 39	125.0 7	22 3	96.3 37	125.5 10	23 10	96.4 22	131.5 1	23 1
34	CAMEROTA Brett	USA	95.8 49	107.5 53	23 16	95.8 49	102.5 55	23 55	95.8 41	111.0 42	23 32
35	CAMEROTA Eric	USA	95.6 54	108.0 52	23 15	95.1 59	97.0 58	23 58	94.2 52	105.0 46	20 12
36	DEMONG Bill	USA	97.1 4	120.0 22	23 8	97.2 2	122.0 20	23 20	96.1 31	124.0 12	20 6
37	LODWICK Todd	USA	96.5 24	117.5 29	23 10	96.5 32	117.5 33	23 33	95.7 44	127.5 8	20 2
38	SPELLANE Johnny	USA	96.8 15	122.5 13	23 5	97.0 12	121.5 23	23 23	95.9 38	123.0 13	20 7
39	van LOAN Carl	USA	96.4 28	113.5 37	23 13	96.2 40	106.0 52	23 52	95.3 47	108.5 44	20 11
40	BIELER Christoph	AUT	97.3 2	127.0 3	23 1	97.2 2	128.5 3	23 3	96.1 31	129.0 4	20 1



RESULTS / RÉSULTATS

PRAGELATO TUE 14 FEB 2006 / MAR 14 FEV 2006 START TIME / DEBUT 10:31 END TIME / FINI A 12:45

Bib	Name	NOC Code	1st Round			2nd Round			3rd Round		
			Speed [km/h] Rank	Distance [m] Rank	Gate Rank	Speed [km/h] Rank	Distance [m] Rank	Gate Rank	Speed [km/h] Rank	Distance [m] Rank	Gate Rank
41	GOTTWALD Felix	AUT	97.1 4	122.0 15	23 6	97.2 2	123.0 16	23 16			
42	GRUBER Bernhard	AUT	97.0 6	126.5 4	23 2	97.0 12	126.5 7	23 7	95.9 38	125.0 11	20 5
43	GRUBER Michael	AUT	96.8 15	125.0 7	23 3	96.9 19	127.0 5	23 5			
44	KREINER David	AUT	96.9 13	124.0 11	23 4	96.7 26	126.0 8	23 8	95.5 46	127.5 8	20 2
45	STECHER Mario	AUT	97.0 6	118.0 27	23 9	97.0 12	124.5 12	23 12	96.0 35	122.0 15	20 8
46	HATAKEYAMA Yosuke	JPN	97.0 6	121.0 18	23 7	97.1 9	123.0 16	23 16	95.3 47	120.0 20	20 9
47	KITAMURA Takashi	JPN	96.1 39	116.0 31	23 11	95.6 56	114.0 39	23 39	94.7 51	115.5 30	20 10
48	KOBAYASHI Norihito	JPN	96.1 39	115.0 32	23 12	96.4 34	123.5 15	23 15			
49	TAKAHASHI Daito	JPN									
50	WATABE Akito	JPN	95.4 58	110.5 44	23 14	95.5 58	115.0 36	23 36	95.0 50	125.5 10	20 4

Weather Information	Time	Weather	Temp[°C]		Humid [%]	Wind[m/s]		
			Air	Snow		Min	Max	Avg
1st Round	10:31 - 11:08	Sky Clear	-4.2	-10.0	68	0.1	1.6	0.9
2nd Round	11:19 - 11:53	Sky Clear	-3.3	-9.0	56	0.2	1.5	0.8
3rd Round	12:04 - 12:45	Sky Clear	-1.1	-5.5	50	0.2	1.7	0.7

Statistics	Gate	Falls	Distance[m]			Speed[km/h]			Athletes / NOCs		
			Min	Max	Avg	Min	Max	Avg	In starting list	Started	With Results
1st Round	22	0	102.0	128.5	116.1	95.4	97.0	96.2	67/15	59/14	59/14
	23	0	107.5	127.0	118.3	95.4	97.3	96.5			
	24	0	91.0	140.5	112.9	95.5	97.5	96.5			
2nd Round	23	0	91.5	134.5	117.0	95.1	97.5	96.5	67/15	59/14	59/14
3rd Round	20	0	105.0	129.0	121.0	94.2	96.1	95.4	67/15	52/14	52/14
	23	0	93.5	131.5	115.7	95.3	97.5	96.5			

Note:
Bolded Line in Gate column:
A bolded line at the "Gate" column indicates a change in gate assignment at this point. The presentation of rankings is calculated only within results achieved from the same gate.

Legend:
Avg Average
LH Large Hill
Min Minimum
Humid Max Humidity
Temp Maximum
Temperature


INTERMEDIATE RESULTS - AFTER SKI JUMPING
RÉSULTATS INTERMÉDIAIRES - APRÈS LE SAUT À SKI

PRAGELATO START TIME / DEBUT WED 15 FEB 2006 10:30 END TIME / FINI A THU 16 FEB 2006 09:43

Jury / Competition Management				Judges					Hill Data / Calculation			
FIS Race Director (RD)	WEHLING Ulrich (FIS)			A	EGLOFF Ernst (SUI)				Hill Size (HS):	140 m		
FIS Technical Delegate (TD)	LAMB Joe (USA)			B	LINSINGER Sebastian (AUT)				K-Point:	125 m		
Chief of Competition	PERTILE Ivo (ITA)			C	BUKOVNIK Janez (SLO)				Metre Value:	1.2 Points/m		
FIS Assistant TD	AALTO Asko (FIN)			D	KUUSINEN Eero (FIN)				Seconds per Point:	1.0		
FIS Assistant RD	LAINE Jarkko (FIS)			E	LIVLAND Nils (NOR)				Points per Minute:	60		

Rank	Bib	NOC Name	Speed [km/h]	Distance [m]	Distance Points	Judges Marks					Judges Points	Round Points	Grp Rank	Total/ Time Diff
						A	B	C	D	E				
1	10	GER - GERMANY									464.5	1	913.5	
											449.0	2	0:00	
	10-1	GAISER Jens	96.7 97.6	125.0 121.0	60.0 55.2	18.0 17.5	18.0 18.0	18.5 17.5	18.5 18.0	18.5 18.5	54.5 53.5	114.5 108.7	3 6	
	10-2	KIRCHEISEN Bjoern	96.3 97.3	126.0 125.5	61.2 60.6	17.5 18.0	17.5 17.5	18.0 18.0	17.5 17.0	17.0 17.0	52.5 53.5	113.7 114.1	1 1	
	10-3	ACKERMANN Ronny	96.2 98.0	126.0 122.5	61.2 57.0	18.0 17.5	18.0 17.5	17.5 17.5	17.0 17.5	17.0 17.5	53.0 52.5	114.2 109.5	1 4	
	10-4	HETTICH Georg	96.8 97.9	130.5 126.0	66.6 61.2	18.5 18.5	18.5 18.0	19.0 18.5	18.5 18.5	18.5 18.5	55.5 55.5	122.1 116.7	3 4	
2	9	AUT - AUSTRIA									453.4	2	903.2	
											449.8	1	+0:10	
	9-1	GRUBER Michael	96.1 97.1	127.0 123.0	62.4 57.6	17.5 17.0	18.0 17.5	18.0 17.0	17.5 17.5	17.5 17.5	53.5 52.0	115.9 109.6	2 3	
	9-2	STECHEM Mario	96.0 97.4	121.5 125.0	55.8 60.0	18.0 17.5	18.0 18.0	17.5 18.0	17.0 17.0	17.0 17.0	52.5 53.5	108.3 113.5	3 2	
	9-3	GOTTWALD Felix	96.4 97.8	122.5 120.0	57.0 54.0	17.5 17.5	18.5 18.0	17.5 16.5	18.0 17.5	18.0 18.5	53.5 53.0	110.5 107.0	5 5	
	9-4	BIELER Christoph	96.5 98.1	128.5 128.5	64.2 64.2	18.0 18.5	18.5 18.5	18.0 18.5	18.0 18.5	18.5 18.5	54.5 55.5	118.7 119.7	4 3	
3	2	RUS - RUSSIAN FEDERATION									450.1	3	890.1	
											440.0	3	+0:23	
	2-1	MATVEEV Dimitry	95.6 97.2	121.5 118.5	55.8 52.2	18.0 16.5	16.5 16.5	17.0 17.0	17.5 17.5	16.5 17.0	51.0 50.5	106.8 102.7	9 8	
	2-2	FESENKO Ivan	96.0 97.1	119.5 118.5	53.4 52.2	17.0 17.0	17.5 18.0	17.5 17.0	17.5 17.0	17.5 17.0	52.5 51.5	105.9 103.7	4 4	
	2-3	KAMENEV Anton	95.6 97.4	120.5 123.0	54.6 57.6	17.5 17.5	17.5 17.5	17.0 17.5	16.5 17.0	16.5 17.0	52.0 52.0	106.6 109.6	6 3	
	2-4	MASLENNIKOV Sergej	96.2 97.2	136.5 132.5	73.8 69.0	19.0 18.0	19.0 18.5	19.0 18.5	18.5 18.5	19.0 18.5	57.0 55.0	130.8 124.0	1 1	
4	8	FIN - FINLAND									444.7	4	878.6	
											433.9	4	+0:35	
	8-1	KOIVURANTA Anssi	96.2 97.2	129.5 120.5	65.4 54.6	18.5 17.5	18.5 18.0	18.0 17.5	18.0 18.0	18.0 18.5	55.0 53.5	120.4 108.1	1 7	
	8-2	KUISMA Antti	96.4 97.6	114.5 115.5	47.4 48.6	16.5 17.0	17.0 17.5	17.0 17.5	16.5 16.5	16.5 16.5	50.5 51.5	97.9 100.1	7 5	
	8-3	MANNINEN Hannu	96.8 98.3	125.0 124.5	60.0 59.4	17.0 17.5	18.0 17.5	17.5 17.5	18.0 17.0	17.0 17.0	52.5 52.5	112.5 111.9	3 1	
	8-4	TALLUS Jaakko	95.8 96.5	124.5 124.0	59.4 58.8	18.0 18.0	18.5 18.5	18.0 17.5	18.0 18.5	18.5 18.5	54.5 55.0	113.9 113.8	5 5	
5	3	JPN - JAPAN									437.7	5	864.2	
											426.5	5	+0:49	
	3-1	HATAKEYAMA Yosuke	96.2 97.1	124.5 123.0	59.4 57.6	18.0 18.0	18.0 18.0	17.5 18.0	17.5 17.5	17.0 17.5	53.0 54.0	112.4 111.6	5 1	
	3-2	KOBAYASHI Norihito	95.1 97.1	122.0 124.5	56.4 59.4	18.0 17.5	18.0 18.0	17.5 17.5	18.0 17.0	17.5 17.0	53.5 52.0	109.9 111.4	2 3	
	3-3	KITAMURA Takashi	95.3 96.5	120.0 110.5	54.0 42.6	17.5 16.5	17.0 17.0	17.0 16.5	17.5 17.5	17.0 17.5	51.5 51.0	105.5 93.6	7 9	
	3-4	TAKAHASHI Daito	95.6 97.0	122.0 122.0	56.4 56.4	18.0 18.0	18.0 17.5	18.0 17.5	17.5 18.0	17.5 18.0	53.5 53.5	109.9 109.9	6 8	



INTERMEDIATE RESULTS - AFTER SKI JUMPING
RÉSULTATS INTERMÉDIAIRES - APRÈS LE SAUT À SKI

PRAGELATO START TIME / DEBUT WED 15 FEB 2006 10:30 END TIME / FINI A THU 16 FEB 2006 09:43

Rank	Bib	NOC Name	Speed [km/h]	Distance [m]	Distance Points	Judges Marks					Judges Points	Round Points	Grp Rank	Total/ Time Diff
						A	B	C	D	E				
6	5	FRA - FRANCE									431.9 416.3	6 6	848.2 +1:05	
	5-1	BRAUD Francois	96.2 97.2	124.0 112.0	58.8 44.4	18.0	17.5	18.0	18.0	17.5	53.5 49.0	112.3 93.4	6 9	
	5-2	BAL Nicolas	96.3 96.6	110.0 108.0	42.0 39.6	17.0	17.0	16.5	17.0	17.0	51.0 49.5	93.0 89.1	8 8	
	5-3	ROUX Ludovic	95.7 96.8	118.5 122.5	52.2 57.0	16.5	17.0	17.0	17.0	15.5	50.5 53.5	102.7 110.5	8 2	
	5-4	LAMY CHAPPUIS Jason	96.4 97.9	132.0 131.5	68.4 67.8	18.5	18.5	19.0	18.5	18.5	55.5 55.5	123.9 123.3	2 2	
7	6	SUI - SWITZERLAND									427.5 412.1	7 7	839.6 +1:14	
	6-1	SCHMID Jan	96.6 97.7	124.0 122.0	58.8 56.4	18.0	18.0	18.0	18.0	17.5	54.0 53.0	112.8 109.4	4 4	
	6-2	HURSCHLER Andreas	96.3 97.1	118.0 109.0	51.6 40.8	17.5	17.0	17.0	17.5	17.0	51.5 49.5	103.1 90.3	5 7	
	6-3	HEER Ronny	96.4 97.3	122.5 115.0	57.0 48.0	18.0	18.0	18.0	18.5	18.5	54.5 52.5	111.5 100.5	4 7	
	6-4	RIEDER Ivan	96.2 97.5	115.5 124.5	48.6 59.4	17.5	17.5	17.0	17.0	16.5	51.5 52.5	100.1 111.9	10 7	
8	7	USA - UNITED STATES OF AMERICA									409.9 410.7	8 8	820.6 +1:33	
	7-1	DEMONG Bill	96.4 97.9	120.0 122.5	54.0 57.0	18.0	17.5	17.5	17.5	18.0	53.0 54.0	107.0 111.0	8 2	
	7-2	van LOAN Carl	95.7 96.7	103.0 103.0	33.6 33.6	16.0	16.5	15.5	16.5	16.0	48.5 48.5	82.1 82.1	10 9	
	7-3	SPILLANE Johnny	96.5 97.5	124.0 119.5	58.8 53.4	18.5	18.0	18.0	17.5	18.0	54.0 52.0	112.8 105.4	2 6	
	7-4	LODWICK Todd	95.9 97.1	120.0 123.5	54.0 58.2	18.0	18.0	17.5	18.0	18.0	54.0 54.0	108.0 112.2	7 6	
9	4	CZE - CZECH REPUBLIC									396.3 408.8	9 9	805.1 +1:48	
	4-1	VOSEDALEK Ales	94.8 97.0	116.0 122.5	49.2 57.0	16.5	16.5	17.0	16.5	15.5	49.5 52.0	98.7 109.0	10 5	
	4-2	SLAVIK Tomas	95.3 96.8	115.0 115.5	48.0 48.6	17.0	17.0	17.0	17.0	17.0	51.0 51.0	99.0 99.6	6 6	
	4-3	RYGL Ladislav	95.3 97.7	113.0 117.0	45.6 50.4	17.0	17.0	17.0	17.5	16.5	51.0 49.5	96.6 99.9	9 8	
	4-4	CHURAVY Pavel	95.5 97.3	117.5 116.5	51.0 49.8	17.0	17.0	17.0	17.5	17.0	51.0 50.5	102.0 100.3	9 9	
1	ITA - ITALY										393.9	10		
	1-1	BRESADOLA Davide	95.9	124.5 DNS	59.4	17.5	17.5	18.0	17.0	17.0	52.0	111.4	7	
	1-2	STROBL Jochen	95.2	107.5 DNS	39.0	16.5	16.5	17.0	16.5	15.5	49.5	88.5	9	
	1-3	MUNARI Daniele	96.6	109.0 DNS	40.8	16.5	17.0	16.5	16.0	16.0	49.0	89.8	10	
	1-4	MICHIELLI Giuseppe	96.0	118.5 DNS	52.2	17.5	17.5	17.5	17.0	17.0	52.0	104.2	8	



INTERMEDIATE RESULTS - AFTER SKI JUMPING
RÉSULTATS INTERMÉDIAIRES - APRÈS LE SAUT À SKI

PRAGELATO START TIME / DEBUT WED 15 FEB 2006 10:30 END TIME / FINI A THU 16 FEB 2006 09:43

Rank	Bib	NOC Name	Speed [km/h]	Distance [m]	Distance Points	Judges Marks					Judges Points	Round Points	Grp Rank	Total/ Time Diff
						A	B	C	D	E				
DNS	11	NOR - NORWAY												
	11-1	KLEMETSEN Havard			DNS									
	11-2	HAMMER Kristian			DNS									
	11-3	MOAN Magnus-H.			DNS									
	11-4	TANDE Petter L.			DNS									

Weather Information									
	Time	Weather	Temp[°C]		Humid [%]	Wind[m/s]			
			Air	Snow		Min	Max	Avg	
1st Round 15 FEB	10:30 - 11:19	Mostly cloudy	-1.7	-5.1	63	0.1	1.1	0.4	
Final Round 16 FEB	09:02 - 09:43	Rain	2.9	-0.2	73	0.1	1.8	0.8	

Statistics											
	Group Gate	Falls	Distance[m]			Speed[km/h]			Athletes / NOCs		
			Min	Max	Avg	Min	Max	Avg	In starting list	Started	With Results
1st Round	1 - 22	0	116.0	129.5	123.6	94.8	96.7	96.0	44/11	40/10	40/10
	2 - 22	0	103.0	126.0	115.7	95.1	96.4	95.8			
	3 - 22	0	109.0	126.0	120.1	95.3	96.8	96.0			
	4 - 22	0	115.5	136.5	124.5	95.5	96.8	96.0			
Final Round	1 - 26	0	112.0	123.0	120.5	97.0	97.9	97.3	40/10	36/9	36/9
	2 - 26	0	103.0	125.5	116.0	96.6	97.6	97.0			
	3 - 26	0	110.5	124.5	119.3	96.5	98.3	97.4			
	4 - 26	0	116.5	132.5	125.4	96.5	98.1	97.3			

Notes:
How point scores are calculated:
An athlete is awarded 60 points for jumping the K-point distance. For every meter more or less than the K-point, a competitor has 1.2 points added or subtracted from his total. In addition, competitors are awarded points for style (for flight and landing) up to a maximum of 20 per judge. Five judges score each jump, with the highest and lowest scores disregarded and the scores of the other three aggregated and added to the competitor's points for distance.

Calculation of the Time Difference in Team Events:
The amount of time that a competitor must wait before starting is calculated by converting the number of points behind into time. Each point behind is equivalent to 1.0 seconds of wait time, 60 points behind means a competitor starts one minute later than the competitor in front of him.

Legend:			
Avg	Average	Diff	Difference
DNS	Did Not Start	Grp	Group
Humid	Humidity	LH	Large Hill
Max	Maximum	Min	Minimum
Temp	Temperature		


RESULTS / RÉSULTATS

PRAGELATO PLAN THU 16 FEB 2006 / JEU 16 FEV 2006 START TIME / DEBUT 15:00 END TIME / FINI A 15:54

Jury / Competition Management						Course Information						
FIS Race Director (RD)			WEHLING Ulrich (FIS)			Name:			Pragelato Plan			
FIS Technical Delegate (TD)			LAMB Joe (USA)			Height Difference (HD):			59 m			
FIS Assistant TD			AALTO Asko (FIN)			Maximum Climb (MC):			54 m			
Chief of Competition			PERTILE Ivo (ITA)			Total Climb (TC):			188 m			
Chief of Course			BRIGADOI Giuseppe (ITA)			Length of Lap:			5 000 m			
FIS Assistant RD			LAINE Jarkko (FIS)			Number of Laps:			1			
Rank	Bib Leg	NOC Bib Colour	Name	Jump Points	Jump Rank	Time Difference	Team Time	Leg Rank	Time Behind	Split Team Time Rank	Time Behind	
1	2	AUT	Austria	903.2	2	+ 0:10	49:42.6	1			0.0	
	2-1	r	GRUBER Michael	225.5			11:50.3	3	+26.4	12:00.3	2	+36.4
	2-2	g	BIELER Christoph	238.4			13:01.0	=5	+22.8	25:01.3	2	+47.0
	2-3	y	GOTTWALD Felix	217.5			12:01.4	1	0.0	37:02.7	2	+20.8
	2-4	b	STECHEER Mario	221.8			12:49.9	3	+28.8	49:52.6	1	0.0
2	1	GER	Germany	913.5	1	0:00	50:07.9	4				+15.3
	1-1	r	KIRCHEISEN Bjoern	227.8			11:23.9	1	0.0	11:23.9	1	0.0
	1-2	g	HETTICH Georg	238.8			12:50.4	4	+12.2	24:14.3	1	0.0
	1-3	y	ACKERMANN Ronny	223.7			12:27.6	6	+26.2	36:41.9	1	0.0
	1-4	b	GAISER Jens	223.2			13:26.0	7	+1:04.9	50:07.9	2	+15.3
3	4	FIN	Finland	878.6	4	+ 0:35	49:44.4	2				+26.8
	4-1	r	KUISMA Antti	198.0			11:56.8	5	+32.9	12:31.8	3	+1:07.9
	4-2	g	KOIVURANTA Anssi	228.5			13:01.0	=5	+22.8	25:32.8	3	+1:18.5
	4-3	y	TALLUS Jaakko	227.7			12:25.5	5	+24.1	37:58.3	3	+1:16.4
	4-4	b	MANNINEN Hannu	224.4			12:21.1	1	0.0	50:19.4	3	+26.8
4	7	SUI	Switzerland	839.6	7	+ 1:14	50:00.9	3				+1:22.3
	7-1	r	HEER Ronny	212.0			11:42.5	2	+18.6	12:56.5	5	+1:32.6
	7-2	g	SCHMID Jan	222.2			13:23.0	8	+44.8	26:19.5	6	+2:05.2
	7-3	y	HURSCHLER Andreas	193.4			12:02.5	2	+1.1	38:22.0	5	+1:40.1
	7-4	b	RIEDER Ivan	212.0			12:52.9	4	+31.8	51:14.9	4	+1:22.3
5	6	FRA	France	848.2	6	+ 1:05	50:19.6	6				+1:32.0
	6-1	r	BRAUD Francois	205.7			12:09.2	7	+45.3	13:14.2	7	+1:50.3
	6-2	g	ROUX Ludovic	213.2			12:49.6	3	+11.4	26:03.8	5	+1:49.5
	6-3	y	LAMY CHAPPUIS Jason	247.2			12:23.6	3	+22.2	38:27.4	6	+1:45.5
	6-4	b	BAL Nicolas	182.1			12:57.2	5	+36.1	51:24.6	5	+1:32.0
6	5	JPN	Japan	864.2	5	+ 0:49	50:47.0	7				+1:43.4
	5-1	r	TAKAHASHI Daito	219.8			12:02.5	6	+38.6	12:51.5	4	+1:27.6
	5-2	g	KITAMURA Takashi	199.1			12:49.5	2	+11.3	25:41.0	4	+1:26.7
	5-3	y	KOBAYASHI Norihito	221.3			12:33.7	7	+32.3	38:14.7	4	+1:32.8
	5-4	b	HATAKEYAMA Yosuke	224.0			13:21.3	6	+1:00.2	51:36.0	6	+1:43.4
7	8	USA	United States of America	820.6	8	+ 1:33	50:19.5	5				+1:59.9
	8-1	r	SPILLANE Johnny	218.2			11:53.2	4	+29.3	13:26.2	8	+2:02.3
	8-2	g	van LOAN Carl	164.2			13:20.9	7	+42.7	26:47.1	7	+2:32.8
	8-3	y	DEMONG Bill	218.0			12:24.2	4	+22.8	39:11.3	7	+2:29.4
	8-4	b	LODWICK Todd	220.2			12:41.2	2	+20.1	51:52.5	7	+1:59.9
8	9	CZE	Czech Republic	805.1	9	+ 1:48	52:10.5	8				+4:05.9
	9-1	r	RYGL Ladislav	196.5			12:33.7	8	+1:09.8	14:21.7	9	+2:57.8
	9-2	g	CHURAVY Pavel	202.3			12:38.2	1	0.0	26:59.9	9	+2:45.6
	9-3	y	VODSEDALEK Ales	207.7			13:15.8	8	+1:14.4	40:15.7	9	+3:33.8
	9-4	b	SLAVIK Tomas	198.6			13:42.8	8	+1:21.7	53:58.5	8	+4:05.9



RESULTS / RÉSULTATS

PRAGELATO PLAN THU 16 FEB 2006 / JEU 16 FEV 2006 START TIME / DEBUT 15:00 END TIME / FINI A 15:54

Rank	Bib Leg	NOC Bib Colour	Name	Jump			Cross-Country					
				Points	Rank	Time Difference	Team Time	Leg Rank	Time Behind	Split Team Time Rank	Time Behind	
9	3	RUS	Russian Federation	890.1	3	+ 0:23	53:42.1	9				+4:12.5
	3-1	r	FESENKO Ivan	209.6			12:38.0	9	+1:14.1	13:01.0	6	+1:37.1
	3-2	g	KAMENEV Anton	216.2			13:52.4	9	+1:14.2	26:53.4	8	+2:39.1
	3-3	y	MATVEEV Dimitry	209.5			13:18.5	9	+1:17.1	40:11.9	8	+3:30.0
	3-4	b	MASLENNIKOV Sergej	254.8			13:53.2	9	+1:32.1	54:05.1	9	+4:12.5

Weather	Snow Condition	Temperatures [°C]		Participants/NOCs					
		Air	Snow	Entries	Ranked	DNS	DNF	DSQ	LAP
Partly Cloudy	Wet	5.9°C	0.0°C	36/9	36/9	0/0	0/0	0/0	0/0

FIS Technical Delegate (TD):



LAMB Joe (USA)

Chief of Competition:



PERTILE Ivo (ITA)

NOTE

The amount of time that a competitor must wait before starting is calculated by converting the number of points behind into time. Each point behind is equivalent to 1 seconds of wait time. 60 points behind means a competitor starts one minute later than the competitor in front of him.

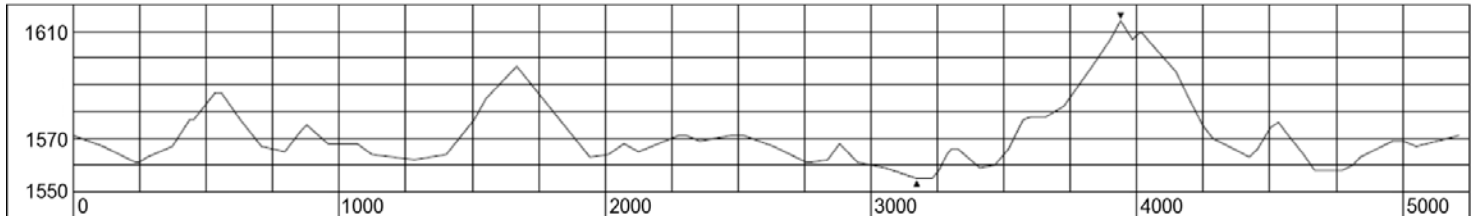
LEGEND

= Shared Rank **b** Blue **DNF** Did Not Finish **DNS** Did Not Start **DSQ** Disqualified
g Green **LAP** Lapped **r** Red **y** Yellow



COMPETITION ANALYSIS / ANALYSE DE LA COMPÉTITION

PRAGELATO PLAN THU 16 FEB 2006 / JEU 16 FEV 2006 START TIME / DEBUT 15:00 END TIME / FINI A 15:54



Jury / Competition Management				Course Information			
FIS Race Director (RD)	WEHLING Ulrich (FIS)			Name:	Pragelato Plan		
FIS Technical Delegate (TD)	LAMB Joe (USA)			Height Difference (HD):	59 m		
FIS Assistant TD	AALTO Asko (FIN)			Maximum Climb (MC):	54 m		
Chief of Competition	PERTILE Ivo (ITA)			Total Climb (TC):	188 m		
Chief of Course	BRIGADOI Giuseppe (ITA)			Length of Lap:	5 000 m		
FIS Assistant RD	LAINE Jarkko (FIS)			Number of Laps:	1		

Rank	Bib	NOC Code	Name	1.6 km		2.4 km		3.3 km		3.9 km		5.0 km		Time Behind	Rank			
				Time	Behind	Rk.	Time	Behind	Rk.	Time	Behind	Rk.	Time			Behind	Rk.	
1	2	AUT	Austria	0:10	903.2	2	49:42.6	0.0	1									
			2-1 GRUBER Michael							225.5	2	12:00.3	+36.4	1				
			Cumulative Time	3:24.3	+22.0	2	5:14.6	+27.2	2	6:50.4	+29.8	2	9:36.7	+36.4	2	12:00.3	+36.4	2
			Section Time	3:14.3	+12.0	6	1:50.3	+5.2	7	1:35.8	+3.5	6	2:46.3	+6.6	2	2:23.6	+4.6	=3
			Leg Time	3:24.3	+22.0	2	5:14.6	+27.2	2	6:50.4	+29.8	2	9:36.7	+36.4	2	12:00.3	+36.4	2
			2-2 BIELER Christoph							238.4	4	25:01.3	+47.0	1				
			Cumulative Time	15:38.5	+28.8	2	17:37.5	+33.2	2	19:19.0	+35.8	2	22:29.2	+39.7	2	25:01.3	+47.0	2
			Section Time	3:38.2	+1.0	4	1:59.0	+4.5	3	1:41.5	+6.3	7	3:10.2	+11.5	5	2:32.1	+8.1	6
			Leg Time	3:38.2	+1.0	4	5:37.2	0.0	=1	7:18.7	+3.2	4	10:28.9	+14.7	5	13:01.0	+22.8	=5
			2-3 GOTTWALD Felix							217.5	4	37:02.7	+20.8	1				
			Cumulative Time	28:32.0	+36.3	2	30:20.4	+28.1	2	31:55.5	+27.1	2	34:42.1	+23.9	2	37:02.7	+20.8	2
			Section Time	3:30.7	+2.0	2	1:48.4	0.0	1	1:35.1	0.0	1	2:46.6	+3.4	3	2:20.6	+7.1	3
			Leg Time	3:30.7	+2.0	2	5:19.1	0.0	1	6:54.2	0.0	1	9:40.8	0.0	1	12:01.4	0.0	1
			2-4 STECHER Mario							221.8	2	49:52.6	0.0	1				
			Cumulative Time	40:35.8	+8.0	2	42:27.5	+0.5	2	44:10.4	+0.3	2	47:21.0	+0.4	2	49:52.6	0.0	1
			Section Time	3:33.1	+2.3	2	1:51.7	0.0	1	1:42.9	+9.2	6	3:10.6	+23.3	9	2:31.6	+0.8	=2
			Leg Time	3:33.1	+2.3	2	5:24.8	+0.7	2	7:07.7	+9.9	3	10:18.3	+28.0	4	12:49.9	+28.8	3
2	1	GER	Germany	0:00	913.5	1	50:07.9	+15.3	4									
			1-1 KIRCHEISEN Bjoern							227.8	1	11:23.9	0.0	2				
			Cumulative Time	3:02.3	0.0	1	4:47.4	0.0	1	6:20.6	0.0	1	9:00.3	0.0	1	11:23.9	0.0	1
			Section Time	3:02.3	0.0	1	1:45.1	0.0	1	1:33.2	+0.9	2	2:39.7	0.0	1	2:23.6	+4.6	=3
			Leg Time	3:02.3	0.0	1	4:47.4	0.0	1	6:20.6	0.0	1	9:00.3	0.0	1	11:23.9	0.0	1
			1-2 HETTICH Georg							238.8	3	24:14.3	0.0	2				
			Cumulative Time	15:09.7	0.0	1	17:04.3	0.0	1	18:43.2	0.0	1	21:49.5	0.0	1	24:14.3	0.0	1
			Section Time	3:45.8	+8.6	8	1:54.6	+0.1	2	1:38.9	+3.7	2	3:06.3	+7.6	4	2:24.8	+0.8	2
			Leg Time	3:45.8	+8.6	=8	5:40.4	+3.2	6	7:19.3	+3.8	6	10:25.6	+11.4	4	12:50.4	+12.2	4
			1-3 ACKERMANN Ronny							223.7	2	36:41.9	0.0	2				
			Cumulative Time	27:55.7	0.0	1	29:52.3	0.0	1	31:28.4	0.0	1	34:18.2	0.0	1	36:41.9	0.0	1
			Section Time	3:41.4	+12.7	6	1:56.6	+8.2	7	1:36.1	+1.0	2	2:49.8	+6.6	4	2:23.7	+10.2	5
			Leg Time	3:41.4	+12.7	6	5:38.0	+18.9	6	7:14.1	+19.9	6	10:03.9	+23.1	5	12:27.6	+26.2	6
			1-4 GAISER Jens							223.2	4	50:07.9	+15.3	2				
			Cumulative Time	40:27.8	0.0	1	42:27.0	0.0	1	44:10.1	0.0	1	47:20.6	0.0	1	50:07.9	+15.3	2
			Section Time	3:45.9	+15.1	5	1:59.2	+7.5	4	1:43.1	+9.4	7	3:10.5	+23.2	8	2:47.3	+16.5	8
			Leg Time	3:45.9	+15.1	=5	5:45.1	+21.0	4	7:28.2	+30.4	5	10:38.7	+48.4	7	13:26.0	+1:04.9	7



COMPETITION ANALYSIS / ANALYSE DE LA COMPÉTITION

PRAGELATO PLAN THU 16 FEB 2006 / JEU 16 FEV 2006 START TIME / DEBUT 15:00 END TIME / FINI A 15:54

Rank	Bib	NOC Code	Name	1.6 km			2.4 km			3.3 km			3.9 km			5.0 km			Time	Behind	Rank
				Time	Behind	Rk.	Time	Behind	Rk.	Time	Behind	Rk.	Time	Behind	Rk.	Time	Behind	Rk.			
3	4	FIN	Finland													0:35	878.6	4	49:44.4	+26.8	2
4-1 KUISMA Antti													198.0			6	12:31.8	+1:07.9	3		
Cumulative Time				3:44.8	+42.5	3	5:33.3	+45.9	3	7:08.8	+48.2	3	10:00.0	+59.7	3	12:31.8	+1:07.9	3			
Section Time				3:09.8	+7.5	4	1:48.5	+3.4	4	1:35.5	+3.2	4	2:51.2	+11.5	4	2:31.8	+12.8	7			
Leg Time				3:44.8	+42.5	3	5:33.3	+45.9	3	7:08.8	+48.2	3	10:00.0	+59.7	3	12:31.8	+1:07.9	3			
4-2 KOIVURANTA Anssi													228.5			1	25:32.8	+1:18.5	3		
Cumulative Time				16:09.5	+59.8	3	18:09.5	+1:05.2	3	19:50.8	+1:07.6	3	23:02.4	+1:12.9	3	25:32.8	+1:18.5	3			
Section Time				3:37.4	+0.5	3	2:00.0	+5.5	6	1:41.3	+6.1	6	3:11.6	+12.9	6	2:30.4	+6.4	4			
Leg Time				3:37.7	+0.5	3	5:37.7	+0.5	4	7:19.0	+3.5	5	10:30.6	+16.4	6	13:01.0	+22.8	=5			
4-3 TALLUS Jaakko													227.7			5	37:58.3	+1:16.4	3		
Cumulative Time				29:10.2	+1:14.5	4	31:06.1	+1:13.8	4	32:45.8	+1:17.4	4	35:36.2	+1:18.0	3	37:58.3	+1:16.4	3			
Section Time				3:37.4	+8.7	3	1:55.9	+7.5	5	1:39.7	+4.6	6	2:50.4	+7.2	5	2:22.1	+8.6	4			
Leg Time				3:37.4	+8.7	3	5:33.3	+14.2	5	7:13.0	+18.8	5	10:03.4	+22.6	4	12:25.5	+24.1	5			
4-4 MANNINEN Hannu													224.4			1	50:19.4	+26.8	3		
Cumulative Time				41:29.1	+1:01.3	3	43:22.4	+55.4	3	44:56.1	+46.0	3	47:48.6	+28.0	3	50:19.4	+26.8	3			
Section Time				3:30.8	0.0	1	1:53.3	+1.6	2	1:33.7	0.0	1	2:52.5	+5.2	5	2:30.8	0.0	1			
Leg Time				3:30.8	0.0	1	5:24.1	0.0	1	6:57.8	0.0	1	9:50.3	0.0	1	12:21.1	0.0	1			
4	7	SUI	Switzerland													1:14	839.6	7	50:00.9	+1:22.3	3
7-1 HEER Ronny													212.0			7	12:56.5	+1:32.6	4		
Cumulative Time				4:28.5	+1:26.2	7	6:16.7	+1:29.3	7	7:49.0	+1:28.4	6	10:36.5	+1:36.2	6	12:56.5	+1:32.6	5			
Section Time				3:14.5	+12.2	7	1:48.2	+3.1	3	1:32.3	0.0	1	2:47.5	+7.8	3	2:20.0	+1.0	2			
Leg Time				4:28.5	+1:26.2	7	6:16.7	+1:29.3	7	7:49.0	+1:28.4	6	10:36.5	+1:36.2	6	12:56.5	+1:32.6	5			
7-2 SCHMID Jan													222.2			5	26:19.5	+2:05.2	4		
Cumulative Time				16:33.7	+1:24.0	5	18:37.4	+1:33.1	5	20:22.5	+1:39.3	5	23:40.3	+1:50.8	6	26:19.5	+2:05.2	6			
Section Time				3:37.2	0.0	1	2:03.7	+9.2	8	1:45.1	+9.9	9	3:17.8	+19.1	8	2:39.2	+15.2	7			
Leg Time				3:37.2	0.0	1	5:40.9	+3.7	7	7:26.0	+10.5	8	10:43.8	+29.6	8	13:23.0	+44.8	8			
7-3 HURSCHLER Andreas													193.4			7	38:22.0	+1:40.1	4		
Cumulative Time				29:58.7	+2:03.0	6	31:48.6	+1:56.3	6	33:25.3	+1:56.9	5	36:08.5	+1:50.3	5	38:22.0	+1:40.1	5			
Section Time				3:39.2	+10.5	5	1:49.9	+1.5	2	1:36.7	+1.6	4	2:43.2	0.0	1	2:13.5	0.0	1			
Leg Time				3:39.2	+10.5	5	5:29.1	+10.0	4	7:05.8	+11.6	4	9:49.0	+8.2	2	12:02.5	+1.1	2			
7-4 RIEDER Ivan													212.0			8	51:14.9	+1:22.3	4		
Cumulative Time				42:07.9	+1:40.1	5	44:18.9	+1:51.9	6	45:55.6	+1:45.5	5	48:43.3	+1:22.7	5	51:14.9	+1:22.3	4			
Section Time				3:45.9	+15.1	5	2:11.0	+19.3	7	1:36.7	+3.0	3	2:47.7	+0.4	2	2:31.6	+0.8	=2			
Leg Time				3:45.9	+15.1	=5	5:56.9	+32.8	6	7:33.6	+35.8	6	10:21.3	+31.0	5	12:52.9	+31.8	4			
5	6	FRA	France													1:05	848.2	6	50:19.6	+1:32.0	6
6-1 BRAUD Francois													205.7			9	13:14.2	+1:50.3	5		
Cumulative Time				4:24.4	+1:22.1	6	6:16.2	+1:28.8	6	7:51.7	+1:31.1	7	10:55.2	+1:54.9	7	13:14.2	+1:50.3	7			
Section Time				3:19.4	+17.1	8	1:51.8	+6.7	8	1:35.5	+3.2	4	3:03.5	+23.8	7	2:19.0	0.0	1			
Leg Time				4:24.4	+1:22.1	6	6:16.2	+1:28.8	6	7:51.7	+1:31.1	7	10:55.2	+1:54.9	7	13:14.2	+1:50.3	7			
6-2 ROUX Ludovic													213.2			6	26:03.8	+1:49.5	5		
Cumulative Time				16:51.7	+1:42.0	7	18:51.4	+1:47.1	7	20:31.2	+1:48.0	6	23:33.2	+1:43.7	5	26:03.8	+1:49.5	5			
Section Time				3:37.5	+0.3	2	1:59.7	+5.2	5	1:39.8	+4.6	4	3:02.0	+3.3	2	2:30.6	+6.6	5			
Leg Time				3:37.5	+0.3	2	5:37.2	0.0	=1	7:17.0	+1.5	3	10:19.0	+4.8	2	12:49.6	+11.4	3			
6-3 LAMY CHAPPUIS Jason													247.2			2	38:27.4	+1:45.5	5		
Cumulative Time				29:54.0	+1:58.3	5	31:48.0	+1:55.7	5	33:25.9	+1:57.5	6	36:09.7	+1:51.5	6	38:27.4	+1:45.5	6			
Section Time				3:50.2	+21.5	7	1:54.0	+5.6	4	1:37.9	+2.8	5	2:43.8	+0.6	2	2:17.7	+4.2	2			
Leg Time				3:50.2	+21.5	7	5:44.2	+25.1	7	7:22.1	+27.9	7	10:05.9	+25.1	6	12:23.6	+22.2	3			
6-4 BAL Nicolas													182.1			8	51:24.6	+1:32.0	5		
Cumulative Time				42:07.5	+1:39.7	4	44:18.4	+1:51.4	5	45:55.4	+1:45.3	4	48:42.7	+1:22.1	4	51:24.6	+1:32.0	5			
Section Time				3:40.1	+9.3	4	2:10.9	+19.2	6	1:37.0	+3.3	4	2:47.3	0.0	1	2:41.9	+11.1	5			
Leg Time				3:40.1	+9.3	4	5:51.0	+26.9	5	7:28.0	+30.2	4	10:15.3	+25.0	3	12:57.2	+36.1	5			



COMPETITION ANALYSIS / ANALYSE DE LA COMPÉTITION

PRAGELATO PLAN THU 16 FEB 2006 / JEU 16 FEV 2006 START TIME / DEBUT 15:00 END TIME / FINI A 15:54

Rank	Bib	NOC Code	Name	1.6 km			2.4 km			3.3 km			3.9 km			5.0 km		
				Time	Behind	Rk.	Time	Behind	Rk.	Time	Behind	Rk.	Time	Behind	Rk.	Time	Behind	Rk.
6	5	JPN	Japan										0:49	864.2	5	50:47.0	+1:43.4	7
			5-1 TAKAHASHI Daito										219.8	7	12:51.5	+1:27.6	6	
			Cumulative Time	4:00.0	+57.7	5	5:48.6	+1:01.2	5	7:25.6	+1:05.0	5	10:23.5	+1:23.2	5	12:51.5	+1:27.6	4
			Section Time	3:11.0	+8.7	5	1:48.6	+3.5	6	1:37.0	+4.7	8	2:57.9	+18.2	6	2:28.0	+9.0	5
			Leg Time	4:00.0	+57.7	5	5:48.6	+1:01.2	5	7:25.6	+1:05.0	5	10:23.5	+1:23.2	5	12:51.5	+1:27.6	4
			5-2 KITAMURA Takashi										199.1	8	25:41.0	+1:26.7	6	
			Cumulative Time	16:30.0	+1:20.3	4	18:29.1	+1:24.8	4	20:08.3	+1:25.1	4	23:12.4	+1:22.9	4	25:41.0	+1:26.7	4
			Section Time	3:38.5	+1.3	5	1:59.1	+4.6	4	1:39.2	+4.0	3	3:04.1	+5.4	3	2:28.6	+4.6	3
			Leg Time	3:38.5	+1.3	5	5:37.6	+0.4	3	7:16.8	+1.3	2	10:20.9	+6.7	3	12:49.5	+11.3	2
			5-3 KOBAYASHI Norihito										221.3	3	38:14.7	+1:32.8	6	
			Cumulative Time	29:09.7	+1:14.0	3	31:05.6	+1:13.3	3	32:45.6	+1:17.2	3	35:48.5	+1:30.3	4	38:14.7	+1:32.8	4
			Section Time	3:28.7	0.0	1	1:55.9	+7.5	5	1:40.0	+4.9	7	3:02.9	+19.7	7	2:26.2	+12.7	7
			Leg Time	3:28.7	0.0	1	5:24.6	+5.5	2	7:04.6	+10.4	2	10:07.5	+26.7	7	12:33.7	+32.3	7
			5-4 HATAKEYAMA Yosuke										224.0	3	51:36.0	+1:43.4	6	
			Cumulative Time	42:08.7	+1:40.9	6	44:17.9	+1:50.9	4	45:56.1	+1:46.0	6	48:47.4	+1:26.8	6	51:36.0	+1:43.4	6
			Section Time	3:54.0	+23.2	7	2:09.2	+17.5	5	1:38.2	+4.5	5	2:51.3	+4.0	3	2:48.6	+17.8	9
			Leg Time	3:54.0	+23.2	7	6:03.2	+39.1	7	7:41.4	+43.6	7	10:32.7	+42.4	6	13:21.3	+1:00.2	6
7	8	USA	United States of America										1:33	820.6	8	50:19.5	+1:59.9	5
			8-1 SPILLANE Johnny										218.2	3	13:26.2	+2:02.3	7	
			Cumulative Time	4:40.8	+1:38.5	8	6:28.5	+1:41.1	8	8:03.4	+1:42.8	8	10:55.3	+1:55.0	8	13:26.2	+2:02.3	8
			Section Time	3:07.8	+5.5	2	1:47.7	+2.6	2	1:34.9	+2.6	3	2:51.9	+12.2	5	2:30.9	+11.9	6
			Leg Time	4:40.8	+1:38.5	8	6:28.5	+1:41.1	8	8:03.4	+1:42.8	8	10:55.3	+1:55.0	8	13:26.2	+2:02.3	8
			8-2 van LOAN Carl										164.2	9	26:47.1	+2:32.8	7	
			Cumulative Time	17:05.8	+1:56.1	8	19:08.6	+2:04.3	8	20:48.7	+2:05.5	8	24:06.3	+2:16.8	7	26:47.1	+2:32.8	7
			Section Time	3:39.6	+2.4	6	2:02.8	+8.3	7	1:40.1	+4.9	5	3:17.6	+18.9	7	2:40.8	+16.8	8
			Leg Time	3:39.6	+2.4	6	5:42.4	+5.2	8	7:22.5	+7.0	7	10:40.1	+25.9	7	13:20.9	+42.7	7
			8-3 DEMONG Bill										218.0	6	39:11.3	+2:29.4	7	
			Cumulative Time	30:25.8	+2:30.1	7	32:16.0	+2:23.7	7	33:52.5	+2:24.1	7	36:44.7	+2:26.5	7	39:11.3	+2:29.4	7
			Section Time	3:38.7	+10.0	4	1:50.2	+1.8	3	1:36.5	+1.4	3	2:52.2	+9.0	6	2:26.6	+13.1	8
			Leg Time	3:38.7	+10.0	4	5:28.9	+9.8	3	7:05.4	+11.2	3	9:57.6	+16.8	3	12:24.2	+22.8	4
			8-4 LODWICK Todd										220.2	6	51:52.5	+1:59.9	7	
			Cumulative Time	42:47.5	+2:19.7	7	44:41.4	+2:14.4	7	46:15.6	+2:05.5	7	49:07.5	+1:46.9	7	51:52.5	+1:59.9	7
			Section Time	3:36.2	+5.4	3	1:53.9	+2.2	3	1:34.2	+0.5	2	2:51.9	+4.6	4	2:45.0	+14.2	7
			Leg Time	3:36.2	+5.4	3	5:30.1	+6.0	3	7:04.3	+6.5	2	9:56.2	+5.9	2	12:41.2	+20.1	2
8	9	CZE	Czech Republic										1:48	805.1	9	52:10.5	+4:05.9	8
			9-1 RYGL Ladislav										196.5	9	14:21.7	+2:57.8	8	
			Cumulative Time	4:56.2	+1:53.9	9	6:48.6	+2:01.2	9	8:29.6	+2:09.0	9	11:44.3	+2:44.0	9	14:21.7	+2:57.8	9
			Section Time	3:08.2	+5.9	3	1:52.4	+7.3	9	1:41.0	+8.7	9	3:14.7	+35.0	9	2:37.4	+18.4	8
			Leg Time	4:56.2	+1:53.9	9	6:48.6	+2:01.2	9	8:29.6	+2:09.0	9	11:44.3	+2:44.0	9	14:21.7	+2:57.8	9
			9-2 CHURAVY Pavel										202.3	9	26:59.9	+2:45.6	8	
			Cumulative Time	18:07.5	+2:57.8	9	20:02.0	+2:57.7	9	21:37.2	+2:54.0	9	24:35.9	+2:46.4	9	26:59.9	+2:45.6	9
			Section Time	3:45.8	+8.6	8	1:54.5	0.0	1	1:35.2	0.0	1	2:58.7	0.0	1	2:24.0	0.0	1
			Leg Time	3:45.8	+8.6	8	5:40.3	+3.1	5	7:15.5	0.0	1	10:14.2	0.0	1	12:38.2	0.0	1
			9-3 VODSEDALEK Ales										207.7	8	40:15.7	+3:33.8	8	
			Cumulative Time	30:56.4	+3:00.7	9	33:02.8	+3:10.5	9	34:43.8	+3:15.4	9	37:47.6	+3:29.4	9	40:15.7	+3:33.8	9
			Section Time	3:56.5	+27.8	8	2:06.4	+18.0	8	1:41.0	+5.9	8	3:03.8	+20.6	9	2:28.1	+14.6	9
			Leg Time	3:56.5	+27.8	8	6:02.9	+43.8	8	7:43.9	+49.7	8	10:47.7	+1:06.9	8	13:15.8	+1:14.4	8
			9-4 SLAVIK Tomas										198.6	5	53:58.5	+4:05.9	8	
			Cumulative Time	44:13.2	+3:45.4	8	46:31.0	+4:04.0	9	48:15.5	+4:05.4	8	51:19.6	+3:59.0	8	53:58.5	+4:05.9	8
			Section Time	3:57.5	+26.7	8	2:17.8	+26.1	9	1:44.5	+10.8	8	3:04.1	+16.8	6	2:38.9	+8.1	4
			Leg Time	3:57.5	+26.7	8	6:15.3	+51.2	8	7:59.8	+1:02.0	8	11:03.9	+1:13.6	8	13:42.8	+1:21.7	8



COMPETITION ANALYSIS / ANALYSE DE LA COMPÉTITION

PRAGELATO PLAN THU 16 FEB 2006 / JEU 16 FEV 2006 START TIME / DEBUT 15:00 END TIME / FINI A 15:54

Rank	Bib	NOC Code	Name	1.6 km			2.4 km			3.3 km			3.9 km			5.0 km		
				Time	Behind	Rk.	Time	Behind	Rk.	Time	Behind	Rk.	Time	Behind	Rk.	Time	Behind	Rk.
9	3	RUS	Russian Federation										0:23	890.1	3	53:42.1	+4:12.5	9
3-1 FESENKO Ivan													209.6	4	13:01.0	+1:37.1	9	
Cumulative Time				3:45.4	+43.1	4	5:33.9	+46.5	4	7:09.7	+49.1	4	10:22.6	+1:22.3	4	13:01.0	+1:37.1	6
Section Time				3:22.4	+20.1	9	1:48.5	+3.4	4	1:35.8	+3.5	6	3:12.9	+33.2	8	2:38.4	+19.4	9
Leg Time				3:45.4	+43.1	4	5:33.9	+46.5	4	7:09.7	+49.1	4	10:22.6	+1:22.3	4	13:01.0	+1:37.1	6
3-2 KAMENEV Anton													216.2	5	26:53.4	+2:39.1	9	
Cumulative Time				16:44.2	+1:34.5	6	18:50.8	+1:46.5	6	20:33.2	+1:50.0	7	24:07.3	+2:17.8	8	26:53.4	+2:39.1	8
Section Time				3:43.2	+6.0	7	2:06.6	+12.1	9	1:42.4	+7.2	8	3:34.1	+35.4	9	2:46.1	+22.1	9
Leg Time				3:43.2	+6.0	7	5:49.8	+12.6	9	7:32.2	+16.7	9	11:06.3	+52.1	9	13:52.4	+1:14.2	9
3-3 MATVEEV Dmitry													209.5	7	40:11.9	+3:30.0	9	
Cumulative Time				30:55.7	+3:00.0	8	33:02.3	+3:10.0	8	34:43.7	+3:15.3	8	37:47.3	+3:29.1	8	40:11.9	+3:30.0	8
Section Time				4:02.3	+33.6	9	2:06.6	+18.2	9	1:41.4	+6.3	9	3:03.6	+20.4	8	2:24.6	+11.1	6
Leg Time				4:02.3	+33.6	9	6:08.9	+49.8	9	7:50.3	+56.1	9	10:53.9	+1:13.1	9	13:18.5	+1:17.1	9
3-4 MASLENNIKOV Sergej													254.8	1	54:05.1	+4:12.5	9	
Cumulative Time				44:13.9	+3:46.1	9	46:30.3	+4:03.3	8	48:15.9	+4:05.8	9	51:20.3	+3:59.7	9	54:05.1	+4:12.5	9
Section Time				4:02.0	+31.2	9	2:16.4	+24.7	8	1:45.6	+11.9	9	3:04.4	+17.1	7	2:44.8	+14.0	6
Leg Time				4:02.0	+31.2	9	6:18.4	+54.3	9	8:04.0	+1:06.2	9	11:08.4	+1:18.1	9	13:53.2	+1:32.1	9

Weather	Snow Condition	Temperatures [°C]		Participants/NOCs					
		Air	Snow	Entries	Ranked	DNS	DNF	DSQ	LAP
Partly Cloudy	Wet	5.9°C	0.0°C	36/9	36/9	0/0	0/0	0/0	0/0

LEGEND	DNF Did Not Finish	DNS Did Not Start	DSQ Disqualified	LAP Lapped	Rk. Rank
---------------	---------------------------	--------------------------	-------------------------	-------------------	-----------------



OFFICIAL COMMUNICATION / COMMUNIQUE OFFICIEL

**New break time between 1st and 2nd round
Nordic Combined LH Team Competition**

Item: 3

The break between the 1st and the 2nd round of the Nordic Combined LH Team Competition on 15th February 2006 has been reduced from 20min to 15min.

Issued by: Jury
Time: 17:08
Date: 14 FEB 2006

This decision affects:

RESULTS
SCHEDULE
OTHER

X

Note:



OFFICIAL COMMUNICATION / COMMUNIQUE OFFICIEL

Restart of 2nd round
Nordic Combined LH Team Final Round

Item: 4

The 2nd round of LH Team will be delayed until 12.10.
It will restart with BIB 1-1 at that time.

Issued by: Jury
Time: 12:01
Date: 15 FEB 2006

This decision affects:

RESULTS
SCHEDULE
OTHER

X

Note:



OFFICIAL COMMUNICATION / COMMUNIQUE OFFICIEL

Restart of 2nd round
Nordic Combined LH Team Final Round

Item: 5

The 2nd round of LH Team will be delayed until 12.30.
It will restart with BIB 1-1 at that time.

Issued by: Jury
Time: 12:13
Date: 15 FEB 2006

This decision affects:

RESULTS
SCHEDULE
OTHER

X

Note:



OFFICIAL COMMUNICATION / COMMUNIQUE OFFICIEL

Competition has been postponed
Nordic Combined LH Team Competition

Item: 6

Nordic Combined LH Team Competition has been postponed.
New date and time will be announced later today.

Issued by: Jury
Time: 13:02
Date: 15 FEB 2006

This decision affects:

RESULTS
SCHEDULE
OTHER

X

Note:



OFFICIAL COMMUNICATION / COMMUNIQUE OFFICIEL

**Competition has been postponed after 1st round
Nordic Combined LH Team Competition**

Item: 7

Nordic Combined LH Team Competition has been postponed after 1st round.
A new date and time for the start of the 2nd round of the team event will be announced later today.

Issued by: Jury
Time: 14:40
Date: 15 FEB 2006

This decision affects:

RESULTS
SCHEDULE
OTHER

<input type="checkbox"/>
<input checked="" type="checkbox"/>
<input type="checkbox"/>

Note:



OFFICIAL COMMUNICATION / COMMUNIQUE OFFICIEL

New start time
Nordic Combined Team Competition Final Round

Item: 8

Nordic Combined Team Competition Final Round will start at 16 FEB 9:00 (Trial round at 8:00).
The cross country part will be held at 15:00.

Issued by: Jury
Time: 15:54
Date: 15 FEB 2006

This decision affects:

RESULTS
SCHEDULE
OTHER

X

Note:



OFFICIAL COMMUNICATION / COMMUNIQUE OFFICIEL

Team Norway - DID NOT START
Nordic Combined LH Team Competition

Item: 9

Team Norway did not start in the 1st round of the LH Team Competition.
For the 2nd round, they will not appear in the start list anymore.

Issued by: Jury
Time: 17:12
Date: 15 FEB 2006

This decision affects:

RESULTS
SCHEDULE
OTHER

X

Note:



OFFICIAL COMMUNICATION / COMMUNIQUE OFFICIEL

Protest by Finland
Nordic Combined LH Team Competition

Item: 10

The protest given by Finland against the athlete BIB 10-2 (Bjoern Kircheisen-GER) was within the time limit. After video review no evidence for a violation of ICR 222-D-4 was observed. The protest was NOT accepted (Jury decision 3-0).

Issued by: Jury
Time: 10:43
Date: 16 FEB 2006

This decision affects:

RESULTS
SCHEDULE
OTHER

X

Note:


RESULTS / RÉSULTATS

PRAGELATO SUN 19 FEB 2006 / DIM 19 FEV 2006 START TIME / DEBUT 10:32 END TIME / FINI A 13:00

Jury / Competition Management		Judges			Hill Data / Calculation	
FIS Race Director (RD)	WEHLING Ulrich (FIS)	A	KUUSINEN Eero (FIN)	Hill Size (HS):	140 m	
FIS Technical Delegate (TD)	LAMB Joe (USA)	B	LIVLAND Nils (NOR)	K-Point:	125 m	
Chief of Competition	PERTILE Ivo (ITA)	C	de CRIGNIS Leonardo (ITA)	Metre Value:	1.2 Points/m	
FIS Assistant TD	AALTO Asko (FIN)	D	EGLOFF Ernst (SUI)	Seconds per Point:	4	
FIS Assistant RD	LAINÉ Jarkko (FIS)	E	LINSINGER Sebastian (AUT)	Points per Minute:	15	

Bib	Name	NOC Code	1st Round			2nd Round			3rd Round		
			Speed [km/h] Rank	Distance [m] Rank	Gate Rank	Speed [km/h] Rank	Distance [m] Rank	Gate Rank	Speed [km/h] Rank	Distance [m] Rank	Gate Rank
1	BRESADOLA Davide	ITA	96.8 9	120.0 12	25 12	96.0 24	114.0 21	27 21			
2	MICHIELLI Giuseppe	ITA	97.1 5	115.5 20	25 20	96.2 18	105.5 35	27 35			
3	MUNARI Daniele	ITA	97.5 2	108.0 34	25 34	97.0 4	106.5 34	27 34			
4	STROBL Jochen	ITA	96.5 11	115.0 23	25 23	95.6 35	109.0 30	27 30			
67	PITTIN Alessandro	ITA									
5	ACKERMANN Ronny	GER	97.5 2	125.0 4	25 4	97.2 1	125.5 4	27 4			
6	GAISER Jens	GER	97.6 1	122.5 10	25 10	97.1 2	120.0 13	27 13			
7	HASENEY Sebastian	GER	97.0 7	111.5 27	25 27	96.3 17	95.0 42	27 42			
8	HETTICH Georg	GER	97.5 2	128.0 2	25 2						
9	KIRCHEISEN Bjoern	GER	97.0 7	128.5 1	25 1						
10	SCHMITT Thorsten	GER	97.1 5	114.5 24	25 24	96.5 13	116.5 17	27 17			
11	PLEVNIK Dejan	SLO									
12	VTIC Damjan	SLO	95.7 22	111.0 29	25 29	95.8 29	116.0 18	27 18	95.0 6	102.0 5	27 5
13	HEER Ronny	SUI									
14	HURSCHLER Andreas	SUI	95.5 26	107.0 36	25 36	95.6 35	113.0 24	27 24	95.6 4	112.5 4	27 4
15	HURSCHLER Seppi	SUI	95.5 26	101.5 42	25 42	95.7 31	113.5 22	27 22	95.6 4	117.0 3	27 3
16	RIEDER Ivan	SUI	96.7 10	116.5 18	25 18	96.7 11	122.0 8	27 8	96.4 2	123.0 1	27 1
17	SCHMID Jan	SUI									
18	BAL Nicolas	FRA	96.1 15	94.5 43	25 43	96.7 11	115.0 19	27 19	96.5 1	87.0 6	27 6
19	BRAUD Francois	FRA									
20	LAHEURTE Maxime	FRA									
21	LAMY CHAPPUIS Jason	FRA		123.5 7	25 7				96.3 3	121.0 2	27 2
22	ROUX Ludovic	FRA		115.5 20	25 20						
23	CHLUM Patrik	CZE	95.3 32	94.5 43	25 43	96.1 20	105.5 35	27 35			
24	CHURAVY Pavel	CZE	95.5 26	113.5 25	25 25	95.9 26	115.0 19	27 19			
25	RYGL Ladislav	CZE	95.5 26	109.5 32	25 32	95.9 26	111.0 27	27 27			
26	SLAVIK Tomas	CZE	95.3 32	118.5 14	25 14	96.1 20	113.0 24	27 24			



RESULTS / RÉSULTATS

PRAGELATO SUN 19 FEB 2006 / DIM 19 FEV 2006 START TIME / DEBUT 10:32 END TIME / FINI A 13:00

Bib	Name	NOC Code	1st Round			2nd Round			3rd Round		
			Speed [km/h] Rank	Distance [m] Rank	Gate Rank	Speed [km/h] Rank	Distance [m] Rank	Gate Rank	Speed [km/h] Rank	Distance [m] Rank	Gate Rank
27	VOSEDALEK Ales	CZE	95.5 26	115.5 20	25 20	95.9 26	119.5 15	27 15			
28	KAITAINEN Jouni	FIN									
29	KOIVURANTA Anssi	FIN	96.1 15	122.5 10	25 10	96.2 18	124.0 5	27 5			
30	KUISMA Antti	FIN	95.9 21	111.0 29	25 29	95.7 31	104.5 37	27 37			
31	MANNINEN Hannu	FIN									
32	RYYNAENEN Janne	FIN	95.5 26	119.5 13	25 13	96.0 24	123.5 6	27 6			
33	TALLUS Jaakko	FIN	95.3 32	124.0 6	25 6						
34	CAMEROTA Brett	USA	95.0 41	106.5 37	25 37	95.3 40	97.5 41	27 41			
35	CAMEROTA Eric	USA	94.3 45	107.5 35	25 35	94.9 42	99.5 40	27 40			
36	DEMONG Bill	USA	96.1 15	117.0 17	25 17	97.0 4	112.5 26	27 26			
37	LODWICK Todd	USA	95.7 22	123.0 8	25 8	96.5 13	122.0 8	27 8			
38	SPILLANE Johnny	USA									
39	van LOAN Carl	USA	96.2 13	113.5 25	25 25	95.6 35	109.5 28	27 28			
40	BIELER Christoph	AUT									
41	GOTTWALD Felix	AUT									
42	GRUBER Bernhard	AUT									
43	GRUBER Michael	AUT									
44	KREINER David	AUT									
45	STECHEM Mario	AUT									
46	HATAKEYAMA Yosuke	JPN									
47	KITAMURA Takashi	JPN									
48	KOBAYASHI Norihito	JPN									
49	TAKAHASHI Daito	JPN	95.6 25	123.0 8	25 8	95.7 31	129.5 1	27 1			
50	WATABE Akito	JPN	95.3 32	118.5 14	25 14	95.3 40	123.5 6	27 6			
51	GRAESLI Ola Morten	NOR	96.1 15	111.5 27	25 27	96.8 10	120.5 11	27 11			
52	HAMMER Kristian	NOR	96.0 19	105.0 39	25 39	96.4 16	120.5 11	27 11			
53	KLEMETSEN Havard	NOR	96.0 19	116.0 19	25 19	97.0 4	128.0 3	27 3			
54	MOAN Magnus-H.	NOR	96.5 11	125.0 4	25 4	97.1 2	120.0 13	27 13			
55	TANDE Petter L.	NOR	96.2 13	126.5 3	25 3	97.0 4	128.5 2	27 2			
56	MYSLICKI Jason	CAN	95.1 39	110.0 31	25 31	96.1 20	109.5 28	27 28			



RESULTS / RÉSULTATS

PRAGELATO SUN 19 FEB 2006 / DIM 19 FEV 2006 START TIME / DEBUT 10:32 END TIME / FINI A 13:00

Bib	Name	NOC Code	1st Round			2nd Round			3rd Round		
			Speed [km/h] Rank	Distance [m] Rank	Gate Rank	Speed [km/h] Rank	Distance [m] Rank	Gate Rank	Speed [km/h] Rank	Distance [m] Rank	Gate Rank
57	THOMPSON Max	CAN	94.7 43	89.5 45	25 45	96.5 13	107.0 33	27 33			
58	DIYACHUK Sergei	UKR	95.3 32	87.0 47	25 47	96.1 20	104.0 39	27 39			
59	KOZLOV Mykola	UKR									
60	TRACHUK Volodymyr	UKR	94.9 42	89.0 46	25 46	95.5 38	107.5 32	27 32			
61	BARANNIKOV Alexsej	RUS	94.6 44	102.0 41	25 41	95.7 31	104.5 37	27 37			
62	FESENKO Ivan	RUS	95.2 37	106.5 37	25 37	96.9 9	118.5 16	27 16			
63	KAMENEV Anton	RUS									
64	MASLENNIKOV Sergej	RUS	95.1 39	118.0 16	25 16	95.4 39	121.5 10	27 10			
65	MATVEEV Dimitry	RUS	95.2 37	103.0 40	25 40	95.8 29	108.5 31	27 31			
66	PIKKOR Tambet	EST	95.7 22	109.5 32	25 32	97.0 4	113.5 22	27 22			

Weather Information								
	Time	Weather	Temp[°C]		Humid [%]	Wind[m/s]		
			Air	Snow		Min	Max	Avg
1st Round	10:32 - 11:09	Light Snow	-3.8	-5.0	96	0.2	2.7	1.5
2nd Round	11:14 - 11:38	Light Snow	-2.3	-4.1	93	0.2	3.1	2.0
3rd Round	11:42 - 13:00	Light Snow	-2.1	-3.9	93	1.6	2.8	2.7

Statistics											
	Gate	Falls	Distance[m]			Speed[km/h]			Athletes / NOCs		
			Min	Max	Avg	Min	Max	Avg	In starting list	Started	With Results
1st Round	25	0	87.0	128.5	112.6	94.3	97.6	95.9	67/15	47/14	47/14
2nd Round	27	0	95.0	129.5	114.1	94.9	97.2	96.1	67/15	42/14	42/14
3rd Round	27	0	87.0	123.0	110.4	95.0	96.5	95.9	67/15	6/3	6/3

Note:
Bolded Line in Gate column:
A bolded line at the "Gate" column indicates a change in gate assignment at this point. The presentation of rankings is calculated only within results achieved from the same gate.

Legend:			
Avg	Average	Humid	Humidity
LH	Large Hill	Max	Maximum
Min	Minimum	Temp	Temperature

Training was cancelled after BIB 21.


RESULTS / RÉSULTATS

PRAGELATO MON 20 FEB 2006 / LUN 20 FEV 2006 START TIME / DEBUT 10:31 END TIME / FINI A 12:34

Jury / Competition Management		Judges			Hill Data / Calculation		
FIS Race Director (RD)	WEHLING Ulrich (FIS)	A	KUUSINEN Eero (FIN)	Hill Size (HS):	140 m		
FIS Technical Delegate (TD)	LAMB Joe (USA)	B	LIVLAND Nils (NOR)	K-Point:	125 m		
Chief of Competition	PERTILE Ivo (ITA)	C	de CRIGNIS Leonardo (ITA)	Metre Value:	1.2 Points/m		
FIS Assistant TD	AALTO Asko (FIN)	D	EGLOFF Ernst (SUI)	Seconds per Point:	4		
FIS Assistant RD	LAINE Jarkko (FIS)	E	LINSINGER Sebastian (AUT)	Points per Minute:	15		

Bib	Name	NOC Code	1st Round			2nd Round			3rd Round		
			Speed [km/h] Rank	Distance [m] Rank	Gate Rank	Speed [km/h] Rank	Distance [m] Rank	Gate Rank	Speed [km/h] Rank	Distance [m] Rank	Gate Rank
11	PLEVNIK Dejan	SLO									
12	VTIC Damjan	SLO	97.1 30	115.0 30	26 30	97.9 33	121.5 9	28 9	98.4 26	121.0 23	30 19
13	HEER Ronny	SUI	97.6 14	122.5 14	26 14	98.3 12	121.5 9	28 9	98.9 10	120.5 25	30 21
14	HURSCHLER Andreas	SUI	97.1 30	103.5 52	26 52	97.8 35	108.5 43	28 43	98.8 14	123.5 16	30 13
15	HURSCHLER Seppi	SUI	97.0 35	117.5 25	26 25	97.6 39	113.5 31	28 31	98.2 28	123.5 16	30 13
16	RIEDER Ivan	SUI	97.5 17	117.0 27	26 27	98.2 20	115.5 25	28 25	98.8 14	125.5 7	30 5
17	SCHMID Jan	SUI	97.8 5	124.5 9	26 9	98.6 4	118.0 20	28 20	99.2 4	121.0 23	30 19
18	BAL Nicolas	FRA	97.4 21	108.0 45	26 45	98.2 20	111.0 36	28 36	98.1 34	115.0 36	30 30
19	BRAUD Francois	FRA									
20	LAHEURTE Maxime	FRA									
21	LAMY CHAPPUIS Jason	FRA	97.3 26	132.0 1	26 1	98.2 20	131.5 1	28 1	98.7 16	126.0 5	30 3
22	ROUX Ludovic	FRA	96.5 45	119.5 20	26 20	97.4 44	114.0 29	28 29	98.2 28	115.5 34	30 29
23	CHLUM Patrik	CZE	96.6 43	109.5 41	26 41	97.0 54	84.0 57	28 57			
24	CHURAVY Pavel	CZE	96.9 37	117.5 25	26 25	97.2 50	108.5 43	28 43	98.1 34	115.0 36	30 30
25	RYGL Ladislav	CZE	96.5 45	119.0 22	26 22	98.2 20	116.0 23	28 23	98.9 10	119.5 27	30 23
26	SLAVIK Tomas	CZE	97.0 35	121.5 16	26 16	97.4 44	109.5 40	28 40	98.1 34	118.0 29	30 24
27	VODSEDALEK Ales	CZE	96.4 51	120.0 18	26 18	97.1 52	112.0 35	28 35	97.6 44	116.0 33	30 28
28	KAITAINEN Jouni	FIN									
29	KOIVURANTA Anssi	FIN	97.1 30	127.5 3	26 3	97.8 35	125.0 4	28 4	98.7 16	125.5 7	30 5
30	KUISMA Antti	FIN	97.2 28	115.0 30	26 30	98.1 28	113.0 33	28 33	98.6 20	113.0 41	30 33
31	MANNINEN Hannu	FIN									
32	RYYNAENEN Janne	FIN	96.7 40	124.0 10	26 10	97.5 42	114.5 27	28 27	98.1 34	120.0 26	30 22
33	TALLUS Jaakko	FIN	96.8 38	125.5 5	26 5	97.4 44	121.0 12	28 12	98.1 34	121.5 22	30 18
34	CAMEROTA Brett	USA	96.5 45	111.5 38	26 38	97.1 52	107.0 46	28 46	97.5 46	104.0 47	30 35
35	CAMEROTA Eric	USA	95.9 57	109.5 41	26 41	96.4 57	105.0 50	28 50	97.1 48	101.0 48	30 36
36	DEMONG Bill	USA	97.8 5	120.0 18	26 18	98.6 4	114.0 29	28 29	99.1 5	117.0 30	30 25
37	LODWICK Todd	USA	96.7 40	116.5 29	26 29	97.7 37	118.5 19	28 19	98.6 20	122.0 20	30 16



RESULTS / RÉSULTATS

PRAGELATO MON 20 FEB 2006 / LUN 20 FEV 2006 START TIME / DEBUT 10:31 END TIME / FINI A 12:34

Bib	Name	NOC Code	1st Round			2nd Round			3rd Round		
			Speed [km/h] Rank	Distance [m] Rank	Gate Rank	Speed [km/h] Rank	Distance [m] Rank	Gate Rank	Speed [km/h] Rank	Distance [m] Rank	Gate Rank
38	SPILLANE Johnny	USA									
39	van LOAN Carl	USA	96.6 43	107.0 46	26 46	97.5 42	106.5 48	28 48	98.2 28	108.5 46	30 34
40	BIELER Christoph	AUT	98.0 2	127.0 4	26 4	98.5 9	129.0 2	28 2	99.3 2	125.5 7	30 5
41	GOTTWALD Felix	AUT	97.7 9	118.5 23	26 23	98.7 1	120.0 15	28 15	99.3 2	124.0 15	30 12
42	GRUBER Bernhard	AUT	97.7 9	125.5 5	26 5	98.3 12	122.5 7	28 7	99.0 9	125.0 12	30 10
43	GRUBER Michael	AUT	97.4 21	122.5 14	26 14	98.0 31	121.5 9	28 9	98.7 16	127.0 4	30 2
44	KREINER David	AUT	97.4 21	123.5 11	26 11	98.4 10	120.0 15	28 15	99.1 5	126.0 5	30 3
45	STECHER Mario	AUT	97.4 21	119.5 20	26 20	98.1 28	116.0 23	28 23	98.6 20	122.0 20	30 16
46	HATAKEYAMA Yosuke	JPN	96.7 40	111.5 38	26 38	98.3 12	119.5 18	28 18	98.9 10	124.5 13	30 11
47	KITAMURA Takashi	JPN	96.3 52	112.5 34	26 34	97.3 48	111.0 36	28 36			
48	KOBAYASHI Norihito	JPN	96.5 45	123.0 13	26 13	97.3 48	117.5 21	28 21			
49	TAKAHASHI Daito	JPN	97.1 30	130.0 2	26 2	97.6 39	120.5 14	28 14	98.7 16	125.5 7	30 5
50	WATABE Akito	JPN	96.5 45	117.0 27	26 27	97.7 37	120.0 15	28 15	98.2 28	123.0 19	30 15
51	GRAESLI Ola Morten	NOR	97.1 30	112.0 35	26 35	98.0 31	109.5 40	28 40	98.6 20	117.0 30	30 25
52	HAMMER Kristian	NOR	97.6 14	104.5 51	26 51	98.2 20	103.5 51	28 51	98.9 10	114.5 38	30 32
53	KLEMETSEN Havard	NOR	97.6 14	112.0 35	26 35	98.3 12	114.5 27	28 27	99.1 5	116.5 32	30 27
54	MOAN Magnus-H.	NOR	97.8 5	125.0 8	26 8	98.6 4	121.0 12	28 12	99.1 5	125.5 7	30 5
55	TANDE Petter L.	NOR	98.2 1	125.5 5	26 5	98.7 1	127.0 3	28 3	99.4 1	132.5 1	30 1
56	MYSLICKI Jason	CAN	96.8 38	106.0 50	26 50	97.6 39	105.5 49	28 49	97.6 44	112.5 42	28 9
57	THOMPSON Max	CAN	96.3 52	97.0 56	26 56	98.1 28	108.0 45	28 45	97.8 40	112.5 42	28 9
58	DIYACHUK Sergei	UKR	96.5 45	89.5 57	26 57	97.4 44	88.5 56	28 56	97.3 47	100.5 49	28 13
59	KOZLOV Mykola	UKR									
60	TRACHUK Volodymyr	UKR	96.3 52	98.0 55	26 55	97.0 54	97.0 55	28 55	96.9 50	97.0 50	28 14
61	BARANNIKOV Alexsej	RUS	96.3 52	106.5 48	26 48	97.2 50	103.5 51	28 51	97.0 49	110.0 45	28 12
62	FESENKO Ivan	RUS	97.4 21	106.5 48	26 48	98.2 20	107.0 46	28 46	98.2 28	119.0 28	28 5
63	KAMENEV Anton	RUS									
64	MASLENNIKOV Sergej	RUS	97.7 9	123.5 11	26 11	98.3 12	123.5 5	28 5	98.0 39	131.5 2	28 1
65	MATVEEV Dimitry	RUS	97.5 17	113.0 32	26 32	98.2 20	113.0 33	28 33	97.7 41	114.5 38	28 7
66	PIKKOR Tambet	EST	97.2 28	107.0 46	26 46	97.9 33	109.0 42	28 42	97.7 41	112.5 42	28 9
1	BRESADOLA Davide	ITA									



RESULTS / RÉSULTATS

PRAGELATO MON 20 FEB 2006 / LUN 20 FEV 2006 START TIME / DEBUT 10:31 END TIME / FINI A 12:34

Bib	Name	NOC Code	1st Round			2nd Round			3rd Round		
			Speed [km/h] Rank	Distance [m] Rank	Gate Rank	Speed [km/h] Rank	Distance [m] Rank	Gate Rank	Speed [km/h] Rank	Distance [m] Rank	Gate Rank
2	MICHIELLI Giuseppe	ITA	97.3 26	109.5 41	26 41	98.2 20	110.0 39	28 39	98.2 28	114.5 38	28 7
3	MUNARI Daniele	ITA	97.5 17	103.0 53	26 53	98.3 12	100.5 54	28 54			
4	STROBL Jochen	ITA	96.3 52	100.5 54	26 54	96.9 56	101.5 53	28 53	97.7 41	115.5 34	28 6
67	PITTIN Alessandro	ITA									
5	ACKERMANN Ronny	GER	97.5 17	110.0 40	26 40	98.3 12	115.0 26	28 26	98.3 27	123.5 16	28 4
6	GAISER Jens	GER	97.9 3	113.0 32	26 32	98.7 1	116.5 22	28 22	98.6 20	124.5 13	28 3
7	HASENEY Sebastian	GER	97.8 5	109.5 41	26 41	98.6 4	111.0 36	28 36			
8	HETTICH Georg	GER	97.9 3	120.5 17	26 17	98.6 4	123.5 5	28 5	98.5 25	131.0 3	28 2
9	KIRCHEISEN Bjoern	GER	97.7 9	118.0 24	26 24	98.4 10	122.0 8	28 8			
10	SCHMITT Thorsten	GER	97.7 9	112.0 35	26 35	98.3 12	113.5 31	28 31			

Weather Information	Time	Weather	Temp[°C]		Humid [%]	Wind[m/s]		
			Air	Snow		Min	Max	Avg
1st Round	10:31 - 11:05	Sunny	-3.6	-7.1	97	0.3	2.9	1.7
2nd Round	11:12 - 11:50	Sunny	-2.4	-6.6	76	2.1	3.5	2.9
3rd Round	11:58 - 12:34	Sunny	0.9	-5.7	53	1.1	3.2	2.5

Statistics	Gate	Falls	Distance[m]			Speed[km/h]			Athletes / NOCs		
			Min	Max	Avg	Min	Max	Avg	In starting list	Started	With Results
1st Round	26	0	89.5	132.0	115.0	95.9	98.2	97.1	67/15	57/15	57/15
2nd Round	28	0	84.0	131.5	113.5	96.4	98.7	97.9	67/15	57/15	57/15
3rd Round	28	0	97.0	131.5	115.6	96.9	98.6	97.8	67/15	50/15	50/15
	30	1	101.0	132.5	120.0	97.1	99.4	98.5			

Note:
Bolded Line in Gate column:
A bolded line at the "Gate" column indicates a change in gate assignment at this point. The presentation of rankings is calculated only within results achieved from the same gate.

Legend:
Avg Average
LH Large Hill
Min Minimum
Humid Humidity
Max Maximum
Temp Temperature



INTERMEDIATE RESULTS - AFTER SKI JUMPING
RÉSULTATS INTERMÉDIAIRES - APRÈS LE SAUT À SKI

PRAGELATO TUE 21 FEB 2006 / MAR 21 FEV 2006 START TIME / DEBUT 11:52 END TIME / FINI A 12:37

Jury / Competition Management				Judges				Hill Data / Calculation				
FIS Race Director (RD)	WEHLING Ulrich (FIS)			A	KUUSINEN Eero (FIN)			Hill Size (HS):		140 m		
FIS Technical Delegate (TD)	LAMB Joe (USA)			B	LIVLAND Nils (NOR)			K-Point:		125 m		
Chief of Competition	PERTILE Ivo (ITA)			C	de CRIGNIS Leonardo (ITA)			Metre Value:		1.2 Points/m		
FIS Assistant TD	AALTO Asko (FIN)			D	EGLOFF Ernst (SUI)			Seconds per Point:		4		
FIS Assistant RD	LAINE Jarkko (FIS)			E	LINSINGER Sebastian (AUT)			Points per Minute:		15		

Rank	Bib	Name	NOC Code	Speed [km/h]	Distance [m]	Distance Points	Judges Marks					Judges Points	Round Total	Time Diff
							A	B	C	D	E			
1	44	HETTICH Georg	GER	96.1	133.5	70.2	18.5	18.5	18.5	18.5	18.5	55.5	125.7	0:00
2	40	LAMY CHAPPUIS Jason	FRA	95.5	132.0	68.4	18.0	19.0	18.5	19.0	18.5	56.0	124.4	+0:05
3	37	KOIVURANTA Anssi	FIN	95.3	130.0	66.0	18.0	18.5	18.5	18.5	18.5	55.5	121.5	+0:17
4	38	TALLUS Jaakko	FIN	94.9	129.5	65.4	18.5	19.0	18.5	18.5	18.0	55.5	120.9	+0:19
5	42	TANDE Petter L.	NOR	96.2	128.5	64.2	17.5	18.0	18.5	18.0	18.0	54.0	118.2	+0:30
6	32	GRUBER Michael	AUT	95.5	127.0	62.4	18.0	19.0	18.0	18.0	18.5	54.5	116.9	+0:35
7	25	HATAKEYAMA Yosuke	JPN	95.8	125.5	60.6	18.5	18.5	18.5	18.5	18.0	55.5	116.1	+0:38
8	45	BIELER Christoph	AUT	95.7	126.5	61.8	18.0	18.0	18.0	18.0	18.5	54.0	115.8	+0:40
9	16	WATABE Akito	JPN	94.7	127.0	62.4	17.5	17.5	18.0	18.0	17.5	53.0	115.4	+0:41
10	43	ACKERMANN Ronny	GER	95.7	125.0	60.0	18.5	17.5	18.0	18.0	18.0	54.0	114.0	+0:47
11	11	FESENKO Ivan	RUS	95.4	123.5	58.2	18.5	18.0	18.0	17.5	18.0	54.0	112.2	+0:54
12	46	GOTTWALD Felix	AUT	96.0	123.0	57.6	18.0	18.5	18.0	17.5	18.5	54.5	112.1	+0:54
13	48	MOAN Magnus-H.	NOR	95.8	124.0	58.8	17.5	17.5	18.0	17.5	18.0	53.0	111.8	+0:56
14	8	SPILLANE Johnny	USA	95.6	122.5	57.0	17.5	17.5	18.0	17.5	17.0	52.5	109.5	+1:05
15	47	STECHE Mario	AUT	95.2	122.0	56.4	17.5	17.0	17.5	17.5	18.0	52.5	108.9	+1:07
16	49	MANNINEN Hannu	FIN	96.1	121.5	55.8	17.5	17.5	17.5	17.5	18.0	52.5	108.3	+1:10
17	14	VTIC Damjan	SLO	95.1	121.5	55.8	17.5	17.5	17.0	17.5	17.0	52.0	107.8	+1:12
18	36	TAKAHASHI Daito	JPN	95.1	121.0	55.2	17.5	17.5	17.5	17.5	17.5	52.5	107.7	+1:12
19	39	LODWICK Todd	USA	95.4	121.5	55.8	18.0	17.5	17.0	17.0	17.0	51.5	107.3	+1:14
20	10	MATVEEV Dmitry	RUS	95.3	121.5	55.8	17.0	16.0	17.0	17.0	17.0	51.0	106.8	+1:16
21	41	KIRCHEISEN Bjoern	GER	95.3	120.0	54.0	18.0	17.0	17.5	17.5	17.5	52.5	106.5	+1:17
22	28	HEER Ronny	SUI	96.0	118.0	51.6	18.0	18.0	17.5	18.0	18.0	54.0	105.6	+1:20
23	30	RIEDER Ivan	SUI	95.5	120.0	54.0	16.5	17.0	17.0	17.5	17.5	51.5	105.5	+1:21
24	26	HURSCHLER Seppi	SUI	94.9	119.0	52.8	17.5	17.0	17.5	17.5	17.5	52.5	105.3	+1:22
25	17	SLAVIK Tomas	CZE	94.7	119.5	53.4	17.5	17.0	17.0	17.0	17.5	51.5	104.9	+1:23
26	20	MICHIELLI Giuseppe	ITA	96.0	118.5	52.2	17.5	17.0	17.5	17.5	17.5	52.5	104.7	+1:24
26	19	RYGL Ladislav	CZE	95.7	118.5	52.2	17.5	17.0	17.5	17.5	17.5	52.5	104.7	+1:24
28	31	KOBAYASHI Norihito	JPN	94.7	117.0	50.4	18.0	17.5	17.0	18.0	18.0	53.5	103.9	+1:27
29	23	RYYNAENEN Janne	FIN	94.8	117.5	51.0	17.0	17.5	17.0	17.0	17.5	51.5	102.5	+1:33
30	27	DEMONG Bill	USA	95.7	116.0	49.2	18.0	18.0	17.0	17.5	17.5	53.0	102.2	+1:34
31	6	BRESADOLA Davide	ITA	94.8	117.5	51.0	17.0	16.0	17.0	17.0	17.0	51.0	102.0	+1:35
32	24	MASLENNIKOV Sergej	RUS	95.6	129.0	64.8	11.5	12.0	11.5	11.5	11.5	34.5	99.3	+1:46
33	29	HURSCHLER Andreas	SUI	95.3	115.5	48.6	16.5	16.0	17.0	16.5	16.5	49.5	98.1	+1:50
34	34	KLEMETSEN Havard	NOR	95.6	115.0	48.0	17.0	16.5	17.0	16.5	16.5	50.0	98.0	+1:51
35	7	VODSEDALEK Ales	CZE	94.1	113.5	46.2	17.0	16.5	17.0	17.5	17.0	51.0	97.2	+1:54
36	22	CHURAVY Pavel	CZE	95.0	113.0	45.6	17.0	16.5	16.5	17.0	17.0	50.5	96.1	+1:58
37	15	STROBL Jochen	ITA	94.7	112.5	45.0	17.5	16.5	17.0	17.0	17.0	51.0	96.0	+1:59
38	12	PIKKOR Tambet	EST	95.1	112.0	44.4	17.5	17.5	16.5	17.0	17.0	51.5	95.9	+1:59
39	18	BAL Nicolas	FRA	95.7	112.0	44.4	17.0	16.5	17.5	17.0	17.0	51.0	95.4	+2:01
40	13	CAMEROTA Eric	USA	94.2	112.5	45.0	17.0	16.0	16.5	16.5	16.5	49.5	94.5	+2:05
41	33	HAMMER Kristian	NOR	95.8	111.5	43.8	17.5	16.0	17.0	16.5	17.0	50.5	94.3	+2:06
42	35	HASENEY Sebastian	GER	95.7	108.5	40.2	17.0	17.0	16.5	16.5	17.0	50.5	90.7	+2:20
43	9	MYSLICKI Jason	CAN	95.0	110.0	42.0	16.0	16.0	16.0	16.5	16.0	48.0	90.0	+2:23
44	2	MUNARI Daniele	ITA	95.7	108.5	40.2	16.5	16.0	16.5	16.0	16.5	49.0	89.2	+2:26
45	3	THOMPSON Max	CAN	95.3	105.0	36.0	16.5	16.0	16.0	16.0	16.5	48.5	84.5	+2:45
46	5	BARANNIKOV Alexsej	RUS	94.1	102.5	33.0	17.0	17.0	16.0	16.5	17.0	50.5	83.5	+2:49
47	4	DIYACHUK Sergei	UKR	94.6	99.5	29.4	15.0	14.5	15.0	15.5	16.0	45.5	74.9	+3:23
48	1	TRACHUK Volodymyr	UKR	94.1	92.5	21.0	14.0	13.0	13.5	13.5	13.5	40.5	61.5	+4:17

Did Not Start		
21	ROUX Ludovic	FRA



INTERMEDIATE RESULTS - AFTER SKI JUMPING
RÉSULTATS INTERMÉDIAIRES - APRÈS LE SAUT À SKI

PRAGELATO TUE 21 FEB 2006 / MAR 21 FEV 2006 START TIME / DEBUT 11:52 END TIME / FINI A 12:37

Weather Information								
	Time	Weather	Temp[°C]		Humid [%]	Wind[m/s]		
			Air	Snow		Min	Max	Avg
Competition Round	11:52 - 12:37	Mostly cloudy	0.7	-2.1	57	0.5	2.4	1.5

Statistics											
	Gate	Falls	Distance[m]			Speed[km/h]			Athletes / NOCs		
			Min	Max	Avg	Min	Max	Avg	In starting list	Started	With Results
Competition Round	21	1	92.5	133.5	118.3	94.1	96.2	95.2	49/15	48/15	48/15

Notes:
How point scores are calculated:
 An athlete is awarded 60 points for jumping the K-point distance. For every meter more or less than the K-point, a competitor has 1.2 points added or subtracted from his total. In addition, competitors are awarded points for style (for flight and landing) up to a maximum of 20 per judge. Five judges score each jump, with the highest and lowest scores disregarded and the scores of the other three aggregated and added to the competitor's points for distance.

Calculation of the Time Difference in Individual Events:
 The amount of time that a competitor must wait before starting is calculated by converting the number of points behind into time. Each point behind is equivalent to 4 seconds of wait time, 15 points behind means a competitor starts one minute later than the competitor in front of him.

Legend:			
Avg	Average	Diff	Difference
DNS	Did Not Start	Humid	Humidity
LH	Large Hill	Max	Maximum
Min	Minimum	Temp	Temperature



RESULTS / RÉSULTATS

PRAGELATO PLAN TUE 21 FEB 2006 / MAR 21 FEV 2006 START TIME / DEBUT 15:00 END TIME / FINI A 15:22

Jury / Competition Management				Course Information			
FIS Race Director (RD)	WEHLING Ulrich (FIS)			Name:	Pragelato Plan		
FIS Technical Delegate (TD)	LAMB Joe (USA)			Height Difference (HD):	59 m		
FIS Assistant TD	AALTO Asko (FIN)			Maximum Climb (MC):	54 m		
Chief of Competition	PERTILE Ivo (ITA)			Total Climb (TC):	270 m		
Chief of Course	BRIGADOI Giuseppe (ITA)			Length of Lap:	7 500 m		
FIS Assistant RD	LAINE Jarkko (FIS)			Number of Laps:	1		

Rank	Bib	Name	NOC Code	Points	Jump Rk.	Time Difference	Cross-Country Time	Rk.	Behind
1	12	GOTTWALD Felix	AUT	112.1	12	0:54	17:35.0	1	18:29.0
2	13	MOAN Magnus-H.	NOR	111.8	13	0:56	17:38.4	2	+5.4
3	1	HETTICH Georg	GER	125.7	1	0:00	18:38.6	26	+9.6
4	2	LAMY CHAPPUIS Jason	FRA	124.4	2	0:05	18:46.5	29	+22.5
5	4	TALLUS Jaakko	FIN	120.9	4	0:19	18:39.1	27	+29.1
6	5	TANDE Petter L.	NOR	118.2	5	0:30	18:29.1	22	+30.1
7	21	KIRCHEISEN Bjoern	GER	106.5	21	1:17	17:48.7	3	+36.7
8	10	ACKERMANN Ronny	GER	114.0	10	0:47	18:20.7	19	+38.7
9	19	LODWICK Todd	USA	107.3	19	1:14	17:57.4	6	+42.4
10	14	SPILLANE Johnny	USA	109.5	14	1:05	18:10.2	11	+46.2
11	3	KOIVURANTA Anssi	FIN	121.5	3	0:17	19:00.7	35	+48.7
12	16	MANNINEN Hannu	FIN	108.3	16	1:10	18:11.0	13	+52.0
13	6	GRUBER Michael	AUT	116.9	6	0:35	18:48.3	30	+54.3
14	15	STECHEMARIO Mario	AUT	108.9	15	1:07	18:23.3	21	+1:01.3
15	18	TAKAHASHI Daito	JPN	107.7	18	1:12	18:19.4	18	+1:02.4
16	26	MICHIELLI Giuseppe	ITA	104.7	26	1:24	18:08.0	9	+1:03.0
17	27	RYGL Ladislav	CZE	104.7	26	1:24	18:11.2	14	+1:06.2
18	28	KOBAYASHI Norihito	JPN	103.9	28	1:27	18:09.0	10	+1:07.0
19	9	WATABE Akito	JPN	115.4	9	0:41	18:56.3	32	+1:08.3
20	22	HEER Ronny	SUI	105.6	22	1:20	18:17.7	17	+1:08.7
21	33	HURSCHLER Andreas	SUI	98.1	33	1:50	17:51.6	5	+1:12.6
22	7	HATAKEYAMA Yosuke	JPN	116.1	7	0:38	19:05.0	37	+1:14.0
23	8	BIELER Christoph	AUT	115.8	8	0:40	19:04.0	36	+1:15.0
24	24	HURSCHLER Seppi	SUI	105.3	24	1:22	18:29.4	23	+1:22.4
FF 25	30	DEMONG Bill	USA	102.2	30	1:34	18:29.7	24	+1:34.7
FF 26	25	SLAVIK Tomas	CZE	104.9	25	1:23	18:40.8	28	+1:34.8
27	39	BAL Nicolas	FRA	95.4	39	2:01	18:05.7	8	+1:37.7
28	41	HAMMER Kristian	NOR	94.3	41	2:06	18:02.1	7	+1:39.1
29	42	HASENEY Sebastian	GER	90.7	42	2:20	17:49.1	4	**+1:40.1
30	37	STROBL Jochen	ITA	96.0	37	1:59	18:10.8	12	+1:40.8
31	36	CHURAVY Pavel	CZE	96.1	36	1:58	18:11.9	15	+1:40.9
32	38	PIKKOR Tambet	EST	95.9	38	1:59	18:15.1	16	+1:45.1
33	11	FESENKO Ivan	RUS	112.2	11	0:54	19:36.6	44	+2:01.6
34	17	VTIC Damjan	SLO	107.8	17	1:12	19:23.9	42	+2:06.9
35	20	MATVEEV Dmitry	RUS	106.8	20	1:16	19:21.1	41	+2:08.1
36	23	RIEDER Ivan	SUI	105.5	23	1:21	19:21.0	40	+2:13.0
37	29	RYYNAENEN Janne	FIN	102.5	29	1:33	19:14.6	38	+2:18.6
38	44	MUNARI Daniele	ITA	89.2	44	2:26	18:37.1	25	**+2:34.1
39	40	CAMEROTA Eric	USA	94.5	40	2:05	18:59.8	33	+2:35.8
40	34	KLEMETSEN Havard	NOR	98.0	34	1:51	19:15.6	39	+2:37.6
41	43	MYSLICKI Jason	CAN	90.0	43	2:23	19:00.1	34	**+2:54.1
42	46	BARANNIKOV Alexsej	RUS	83.5	46	2:49	18:49.2	31	**+3:09.2
43	32	MASLENNIKOV Sergej	RUS	99.3	32	1:46	19:56.1	46	+3:13.1
44	31	BRESADOLA Davide	ITA	102.0	31	1:35	20:08.3	47	+3:14.3
45	47	DIYACHUK Sergei	UKR	74.9	47	3:23	18:21.1	20	**+3:15.1
46	45	THOMPSON Max	CAN	84.5	45	2:45	19:24.3	43	**+3:40.3
47	35	VOSEDALEK Ales	CZE	97.2	35	1:54	20:51.0	48	+4:16.0
48	48	TRACHUK Volodymyr	UKR	61.5	48	4:17	19:40.8	45	**+5:28.8



RESULTS / RÉSULTATS

PRAGELATO PLAN TUE 21 FEB 2006 / MAR 21 FEV 2006 START TIME / DEBUT 15:00 END TIME / FINI A 15:22

Weather	Snow Condition	Temperatures [°C]		Participants/NOCs					
		Air	Snow	Entries	Ranked	DNS	DNF	DSQ	LAP
Snow	Packed	-1.0°C	-2.7°C	48/15	48/15	0/0	0/0	0/0	0/0

FIS Technical Delegate (TD):



LAMB Joe (USA)

Chief of Competition:



PERTILE Ivo (ITA)

NOTE

The amount of time that a competitor must wait before starting is calculated by converting the number of points behind into time. Each point behind is equivalent to 4 seconds of wait time. 15 points behind means a competitor starts one minute later than the competitor in front of him.

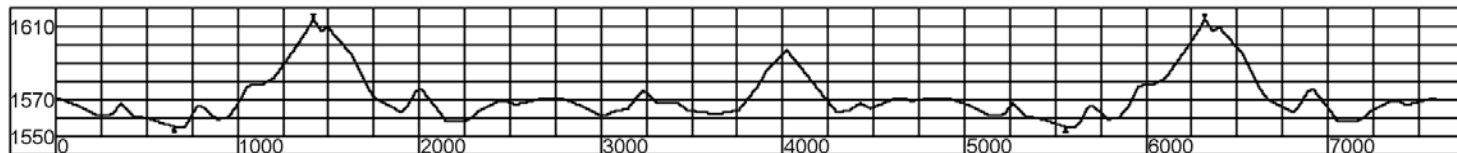
LEGEND

** Wave Start **DNF** Did Not Finish **DNS** Did Not Start **DSQ** Disqualified **FF** Foto Finish Decision
LAP Lapped **Rk.** Rank



COMPETITION ANALYSIS / ANALYSE DE LA COMPÉTITION

PRAGELATO PLAN TUE 21 FEB 2006 / MAR 21 FEV 2006 START TIME / DEBUT 15:00 END TIME / FINI A 15:22



Jury / Competition Management				Course Information			
FIS Race Director (RD)	WEHLING Ulrich (FIS)			Name:	Pragelato Plan		
FIS Technical Delegate (TD)	LAMB Joe (USA)			Height Difference (HD):	59 m		
FIS Assistant TD	AALTO Asko (FIN)			Maximum Climb (MC):	54 m		
Chief of Competition	PERTILE Ivo (ITA)			Total Climb (TC):	270 m		
Chief of Course	BRIGADOI Giuseppe (ITA)			Length of Lap:	7 500 m		
FIS Assistant RD	LAINE Jarkko (FIS)			Number of Laps:	1		

Rank	Bib	Name	NOC Code	Time Difference		Jump Points	Rk.	Time	Behind	Rk.
		0.8 km / 5.0 km		1.4 km / 5.8 km		2.5 km / 6.4 km		4.1 km / 7.5 km		
		Time	Behind	Rk.	Time	Behind	Rk.	Time	Behind	Rk.
1	12	GOTTWALD Felix	AUT	0:54	112.1	12	18:29.0	0.0	1	
Cumulative Time		2:04.9	+48.4	11	4:31.0	+23.9	6	6:59.1	+8.9	5
Section Time		1:10.9	+1.8	4	2:26.1	+1.7	2	2:28.1	+1.0	4
Cumulative Time		12:00.8	0.0	1	13:32.9	0.0	1	15:54.6	0.0	1
Section Time		1:56.6	+5.1	=25	1:32.1	+1.1	=9	2:21.7	0.0	1
2	13	MOAN Magnus-H.	NOR	0:56	111.8	13	18:34.4	+5.4	2	
Cumulative Time		2:05.1	+48.6	12	4:32.9	+25.8	9	7:00.0	+9.8	7
Section Time		1:09.1	0.0	1	2:27.8	+3.4	5	2:27.1	0.0	1
Cumulative Time		12:01.7	+0.9	3	13:33.6	+0.7	3	16:03.7	+9.1	3
Section Time		1:56.4	+4.9	=22	1:31.9	+0.9	=6	2:30.1	+8.4	5
3	1	HETTICH Georg	GER	0:00	125.7	1	18:38.6	+9.6	3	
Cumulative Time		1:16.5	0.0	1	4:07.1	0.0	1	6:50.2	0.0	1
Section Time		1:16.5	+7.4	=33	2:50.6	+26.2	47	2:43.1	+16.0	45
Cumulative Time		12:03.3	+2.5	6	13:35.1	+2.2	5	16:03.0	+8.4	2
Section Time		1:54.8	+3.3	14	1:31.8	+0.8	5	2:27.9	+6.2	2
4	2	LAMY CHAPPUIS Jason	FRA	0:05	124.4	2	18:51.5	+22.5	4	
Cumulative Time		1:18.7	+2.2	2	4:07.9	+0.8	2	6:50.6	+0.4	2
Section Time		1:13.7	+4.6	=16	2:49.2	+24.8	=45	2:42.7	+15.6	44
Cumulative Time		12:02.2	+1.4	4	13:34.1	+1.2	4	16:12.4	+17.8	4
Section Time		1:55.3	+3.8	20	1:31.9	+0.9	=6	2:38.3	+16.6	13
5	4	TALLUS Jaakko	FIN	0:19	120.9	4	18:58.1	+29.1	5	
Cumulative Time		1:32.3	+15.8	4	4:14.6	+7.5	4	6:51.7	+1.5	4
Section Time		1:13.3	+4.2	15	2:42.3	+17.9	40	2:37.1	+10.0	38
Cumulative Time		12:01.3	+0.5	2	13:33.3	+0.4	2	16:19.8	+25.2	5
Section Time		1:56.4	+4.9	=22	1:32.0	+1.0	8	2:46.5	+24.8	23
6	5	TANDE Petter L.	NOR	0:30	118.2	5	18:59.1	+30.1	6	
Cumulative Time		1:42.9	+26.4	5	4:27.8	+20.7	5	6:59.4	+9.2	6
Section Time		1:12.9	+3.8	=11	2:44.9	+20.5	43	2:31.6	+4.5	12
Cumulative Time		12:03.9	+3.1	7	13:35.6	+2.7	6	16:29.2	+34.6	7
Section Time		1:54.6	+3.1	12	1:31.7	+0.7	4	2:53.6	+31.9	32
7	21	KIRCHEISEN Bjorn	GER	1:17	106.5	21	19:05.7	+36.7	7	
Cumulative Time		2:26.6	+1:10.1	17	4:53.7	+46.6	15	7:27.9	+37.7	=13
Section Time		1:09.6	+0.5	2	2:27.1	+2.7	3	2:34.2	+7.1	24
Cumulative Time		12:21.9	+21.1	9	13:56.0	+23.1	9	16:26.0	+31.4	6
Section Time		1:53.6	+2.1	9	1:34.1	+3.1	=16	2:30.0	+8.3	4



COMPETITION ANALYSIS / ANALYSE DE LA COMPÉTITION

PRAGELATO PLAN TUE 21 FEB 2006 / MAR 21 FEV 2006 START TIME / DEBUT 15:00 END TIME / FINI A 15:22

Rank	Bib	Name	NOC Code			Time Difference		Jump Points		Rk.	Time	Behind	Rk.
		0.8 km / 5.0 km			1.4 km / 5.8 km			2.5 km / 6.4 km		4.1 km / 7.5 km			
		Time	Behind	Rk.	Time	Behind	Rk.	Time	Behind	Rk.	Time	Behind	Rk.
8	10	ACKERMANN Ronny	GER			0:47		114.0		10	19:07.7	+38.7	8
Cumulative Time		2:01.7	+45.2	10	4:37.7	+30.6	12	7:09.5	+19.3	11	10:19.2	+15.0	8
Section Time		1:14.7	+5.6	23	2:36.0	+11.6	=17	2:31.8	+4.7	13	3:09.7	+9.3	11
Cumulative Time		12:15.7	+14.9	8	13:50.2	+17.3	8	16:37.2	+42.6	8	19:07.7	+38.7	8
Section Time		1:56.5	+5.0	24	1:34.5	+3.5	=20	2:47.0	+25.3	24	2:30.5	+6.6	13
9	19	LODWICK Todd	USA			1:14		107.3		19	19:11.4	+42.4	9
Cumulative Time		2:26.9	+1:10.4	18	4:54.3	+47.2	16	7:28.7	+38.5	16	10:29.7	+25.5	13
Section Time		1:12.9	+3.8	=11	2:27.4	+3.0	4	2:34.4	+7.3	26	3:01.0	+0.6	3
Cumulative Time		12:22.6	+21.8	11	13:56.8	+23.9	11	16:37.8	+43.2	9	19:11.4	+42.4	9
Section Time		1:52.9	+1.4	=4	1:34.2	+3.2	19	2:41.0	+19.3	17	2:33.6	+9.7	17
10	14	SPILLANE Johnny	USA			1:05		109.5		14	19:15.2	+46.2	10
Cumulative Time		2:19.1	+1:02.6	14	4:55.1	+48.0	17	7:29.8	+39.6	18	10:31.9	+27.7	16
Section Time		1:14.1	+5.0	21	2:36.0	+11.6	=17	2:34.7	+7.6	28	3:02.1	+1.7	5
Cumulative Time		12:23.4	+22.6	13	13:57.5	+24.6	13	16:38.5	+43.9	10	19:15.2	+46.2	10
Section Time		1:51.5	0.0	1	1:34.1	+3.1	=16	2:41.0	+19.3	17	2:36.7	+12.8	=27
11	3	KOIVURANTA Anssi	FIN			0:17		121.5		3	19:17.7	+48.7	11
Cumulative Time		1:32.0	+15.5	3	4:13.8	+6.7	3	6:51.2	+1.0	3	10:07.9	+3.7	5
Section Time		1:15.0	+5.9	24	2:41.8	+17.4	38	2:37.4	+10.3	39	3:16.7	+16.3	32
Cumulative Time		12:02.9	+2.1	5	13:35.9	+3.0	7	16:38.5	+43.9	11	19:17.7	+48.7	11
Section Time		1:55.0	+3.5	=15	1:33.0	+2.0	13	3:02.6	+40.9	44	2:39.2	+15.3	35
12	16	MANNINEN Hannu	FIN			1:10		108.3		16	19:21.0	+52.0	12
Cumulative Time		2:19.9	+1:03.4	16	4:52.4	+45.3	13	7:27.9	+37.7	=13	10:31.0	+26.8	14
Section Time		1:09.9	+0.8	3	2:32.5	+8.1	9	2:35.5	+8.4	=34	3:03.1	+2.7	6
Cumulative Time		12:25.7	+24.9	16	13:57.0	+24.1	12	16:45.5	+50.9	12	19:21.0	+52.0	12
Section Time		1:54.7	+3.2	13	1:31.3	+0.3	2	2:48.5	+26.8	26	2:35.5	+11.6	=20
13	6	GRUBER Michael	AUT			0:35		116.9		6	19:23.3	+54.3	13
Cumulative Time		1:48.7	+32.2	6	4:31.5	+24.4	7	7:01.1	+10.9	8	10:23.5	+19.3	10
Section Time		1:13.7	+4.6	=16	2:42.8	+18.4	41	2:29.6	+2.5	7	3:22.4	+22.0	37
Cumulative Time		12:25.5	+24.7	15	14:00.1	+27.2	16	16:47.7	+53.1	13	19:23.3	+54.3	13
Section Time		2:02.0	+10.5	36	1:34.6	+3.6	23	2:47.6	+25.9	25	2:35.6	+11.7	=22
14	15	STECHER Mario	AUT			1:07		108.9		15	19:30.3	+1:01.3	14
Cumulative Time		2:19.4	+1:02.9	15	4:53.3	+46.2	14	7:28.3	+38.1	15	10:29.0	+24.8	12
Section Time		1:12.4	+3.3	9	2:33.9	+9.5	10	2:35.0	+7.9	=31	3:00.7	+0.3	2
Cumulative Time		12:22.3	+21.5	10	13:56.4	+23.5	10	16:49.1	+54.5	14	19:30.3	+1:01.3	14
Section Time		1:53.3	+1.8	=7	1:34.1	+3.1	=16	2:52.7	+31.0	29	2:41.2	+17.3	39
15	18	TAKAHASHI Daito	JPN			1:12		107.7		18	19:31.4	+1:02.4	15
Cumulative Time		2:27.9	+1:11.4	20	4:55.9	+48.8	18	7:29.3	+39.1	17	10:31.3	+27.1	15
Section Time		1:15.9	+6.8	30	2:28.0	+3.6	6	2:33.4	+6.3	22	3:02.0	+1.6	4
Cumulative Time		12:23.1	+22.3	12	13:57.6	+24.7	14	16:52.1	+57.5	15	19:31.4	+1:02.4	15
Section Time		1:51.8	+0.3	2	1:34.5	+3.5	=20	2:54.5	+32.8	35	2:39.3	+15.4	36
16	26	MICHELLI Giuseppe	ITA			1:24		104.7		26	19:32.0	+1:03.0	16
Cumulative Time		2:36.3	+1:19.8	27	5:13.2	+1:06.1	25	7:42.2	+52.0	22	10:54.5	+50.3	19
Section Time		1:12.3	+3.2	8	2:36.9	+12.5	24	2:29.0	+1.9	6	3:12.3	+11.9	22
Cumulative Time		12:49.5	+48.7	20	14:25.9	+53.0	22	17:07.5	+1:12.9	21	19:32.0	+1:03.0	16
Section Time		1:55.0	+3.5	=15	1:36.4	+5.4	30	2:41.6	+19.9	20	2:24.5	+0.6	4
17	27	RYGL Ladislav	CZE			1:24		104.7		26	19:35.2	+1:06.2	17
Cumulative Time		2:36.0	+1:19.5	26	5:13.9	+1:06.8	26	7:43.9	+53.7	26	10:55.8	+51.6	23
Section Time		1:12.0	+2.9	7	2:37.9	+13.5	28	2:30.0	+2.9	8	3:11.9	+11.5	21
Cumulative Time		12:50.9	+50.1	23	14:26.2	+53.3	23	17:05.3	+1:10.7	19	19:35.2	+1:06.2	17
Section Time		1:55.1	+3.6	=17	1:35.3	+4.3	=26	2:39.1	+17.4	14	2:29.9	+6.0	=11



COMPETITION ANALYSIS / ANALYSE DE LA COMPÉTITION

PRAGELATO PLAN TUE 21 FEB 2006 / MAR 21 FEV 2006 START TIME / DEBUT 15:00 END TIME / FINI A 15:22

Rank	Bib	Name	NOC Code			Time Difference			Jump Points	Rk.	Time	Behind	Rk.	
			0.8 km / 5.0 km			1.4 km / 5.8 km			2.5 km / 6.4 km			4.1 km / 7.5 km		
			Time	Behind	Rk.	Time	Behind	Rk.	Time	Behind	Rk.	Time	Behind	Rk.
18	28	KOBAYASHI Norihito	JPN			1:27	103.9	28	19:36.0	+1:07.0	18			
Cumulative Time			2:38.6	+1:22.1	28	5:14.6	+1:07.5	28	7:43.2	+53.0	24	10:54.6	+50.4	20
Section Time			1:11.6	+2.5	6	2:36.0	+11.6	=17	2:28.6	+1.5	5	3:11.4	+11.0	=17
Cumulative Time			12:49.0	+48.2	19	14:25.3	+52.4	20	17:06.6	+1:12.0	20	19:36.0	+1:07.0	18
Section Time			1:54.4	+2.9	11	1:36.3	+5.3	29	2:41.3	+19.6	19	2:29.4	+5.5	10
19	9	WATABE Akito	JPN			0:41	115.4	9	19:37.3	+1:08.3	19			
Cumulative Time			1:56.8	+40.3	9	4:36.1	+29.0	11	7:18.2	+28.0	12	10:33.8	+29.6	18
Section Time			1:15.8	+6.7	29	2:39.3	+14.9	34	2:42.1	+15.0	43	3:15.6	+15.2	30
Cumulative Time			12:31.9	+31.1	18	14:11.0	+38.1	18	17:00.6	+1:06.0	17	19:37.3	+1:08.3	19
Section Time			1:58.1	+6.6	32	1:39.1	+8.1	33	2:49.6	+27.9	27	2:36.7	+12.8	=27
20	22	HEER Ronny	SUI			1:20	105.6	22	19:37.7	+1:08.7	20			
Cumulative Time			2:34.6	+1:18.1	22	5:09.9	+1:02.8	21	7:42.8	+52.6	23	10:56.0	+51.8	24
Section Time			1:14.6	+5.5	22	2:35.3	+10.9	=13	2:32.9	+5.8	17	3:13.2	+12.8	=25
Cumulative Time			12:50.0	+49.2	21	14:25.1	+52.2	19	17:04.7	+1:10.1	18	19:37.7	+1:08.7	20
Section Time			1:54.0	+2.5	10	1:35.1	+4.1	=24	2:39.6	+17.9	16	2:33.0	+9.1	16
21	33	HURSCHLER Andreas	SUI			1:50	98.1	33	19:41.6	+1:12.6	21			
Cumulative Time			3:04.0	+1:47.5	32	5:38.9	+1:31.8	31	8:06.5	+1:16.3	30	11:13.3	+1:09.1	29
Section Time			1:14.0	+4.9	20	2:34.9	+10.5	12	2:27.6	+0.5	2	3:06.8	+6.4	10
Cumulative Time			13:05.8	+1:05.0	28	14:41.1	+1:08.2	26	17:17.7	+1:23.1	24	19:41.6	+1:12.6	21
Section Time			1:52.5	+1.0	3	1:35.3	+4.3	=26	2:36.6	+14.9	7	2:23.9	0.0	=1
22	7	HATAKEYAMA Yosuke	JPN			0:38	116.1	7	19:43.0	+1:14.0	22			
Cumulative Time			1:51.2	+34.7	7	4:33.4	+26.3	10	7:08.4	+18.2	10	10:32.1	+27.9	17
Section Time			1:13.2	+4.1	=13	2:42.2	+17.8	39	2:35.0	+7.9	=31	3:23.7	+23.3	38
Cumulative Time			12:30.8	+30.0	17	14:10.5	+37.6	17	17:08.5	+1:13.9	22	19:43.0	+1:14.0	22
Section Time			1:58.7	+7.2	=34	1:39.7	+8.7	=34	2:58.0	+36.3	36	2:34.5	+10.6	19
23	8	BIELER Christoph	AUT			0:40	115.8	8	19:44.0	+1:15.0	23			
Cumulative Time			1:51.5	+35.0	8	4:31.8	+24.7	8	7:06.4	+16.2	9	10:21.6	+17.4	9
Section Time			1:11.5	+2.4	5	2:40.3	+15.9	35	2:34.6	+7.5	27	3:15.2	+14.8	29
Cumulative Time			12:24.9	+24.1	14	13:59.4	+26.5	15	16:59.7	+1:05.1	16	19:44.0	+1:15.0	23
Section Time			2:03.3	+11.8	=40	1:34.5	+3.5	=20	3:00.3	+38.6	41	2:44.3	+20.4	44
24	24	HURSCHLER Seppi	SUI			1:22	105.3	24	19:51.4	+1:22.4	24			
Cumulative Time			2:35.2	+1:18.7	24	5:11.3	+1:04.2	23	7:43.5	+53.3	25	10:55.3	+51.1	22
Section Time			1:13.2	+4.1	=13	2:36.1	+11.7	20	2:32.2	+5.1	=14	3:11.8	+11.4	20
Cumulative Time			12:50.5	+49.7	22	14:25.6	+52.7	21	17:08.8	+1:14.2	23	19:51.4	+1:22.4	24
Section Time			1:55.2	+3.7	19	1:35.1	+4.1	=24	2:43.2	+21.5	21	2:42.6	+18.7	42
FF 25	30	DEMONG Bill	USA			1:34	102.2	30	20:03.7	+1:34.7	25			
Cumulative Time			2:49.7	+1:33.2	29	5:14.1	+1:07.0	27	7:41.8	+51.6	21	10:55.2	+51.0	21
Section Time			1:15.7	+6.6	28	2:24.4	0.0	1	2:27.7	+0.6	3	3:13.4	+13.0	27
Cumulative Time			12:51.4	+50.6	24	14:28.6	+55.7	25	17:27.2	+1:32.6	25	20:03.7	+1:34.7	25
Section Time			1:56.2	+4.7	21	1:37.2	+6.2	=31	2:58.6	+36.9	37	2:36.5	+12.6	26
FF 26	25	SLAVIK Tomas	CZE			1:23	104.9	25	20:03.8	+1:34.8	26			
Cumulative Time			2:35.7	+1:19.2	25	5:12.1	+1:05.0	24	7:45.2	+55.0	28	10:56.8	+52.6	25
Section Time			1:12.7	+3.6	10	2:36.4	+12.0	22	2:33.1	+6.0	=19	3:11.6	+11.2	19
Cumulative Time			12:51.9	+51.1	25	14:27.7	+54.8	24	17:28.2	+1:33.6	26	20:03.8	+1:34.8	26
Section Time			1:55.1	+3.6	=17	1:35.8	+4.8	28	3:00.5	+38.8	42	2:35.6	+11.7	=22
27	39	BAL Nicolas	FRA			2:01	95.4	39	20:06.7	+1:37.7	27			
Cumulative Time			3:18.2	+2:01.7	37	5:56.7	+1:49.6	37	8:27.6	+1:37.4	33	11:38.9	+1:34.7	33
Section Time			1:17.2	+8.1	=37	2:38.5	+14.1	31	2:30.9	+3.8	9	3:11.3	+10.9	=15
Cumulative Time			13:35.8	+1:35.0	33	15:08.9	+1:36.0	34	17:38.2	+1:43.6	27	20:06.7	+1:37.7	27
Section Time			1:56.9	+5.4	28	1:33.1	+2.1	=14	2:29.3	+7.6	3	2:28.5	+4.6	9



COMPETITION ANALYSIS / ANALYSE DE LA COMPÉTITION

PRAGELATO PLAN TUE 21 FEB 2006 / MAR 21 FEV 2006 START TIME / DEBUT 15:00 END TIME / FINI A 15:22

Rank	Bib	Name	NOC Code			Time Difference		Jump Points		Rk.	Time	Behind	Rk.	
			0.8 km / 5.0 km			1.4 km / 5.8 km			2.5 km / 6.4 km			4.1 km / 7.5 km		
			Time	Behind	Rk.	Time	Behind	Rk.	Time	Behind	Rk.	Time	Behind	Rk.
28	41	HAMMER Kristian	NOR			2:06		94.3		41	20:08.1	+1:39.1	28	
Cumulative Time			3:19.9	+2:03.4	40	5:54.1	+1:47.0	34	8:27.2	+1:37.0	32	11:38.3	+1:34.1	32
Section Time			1:13.9	+4.8	=18	2:34.2	+9.8	11	2:33.1	+6.0	=19	3:11.1	+10.7	14
Cumulative Time			13:35.1	+1:34.3	31	15:08.0	+1:35.1	31	17:44.2	+1:49.6	28	20:08.1	+1:39.1	28
Section Time			1:56.8	+5.3	27	1:32.9	+1.9	12	2:36.2	+14.5	6	2:23.9	0.0	=1
29	42	HASENEY Sebastian	GER			2:20		90.7		42	20:09.1	+1:40.1	29	
Cumulative Time			3:35.6	+2:19.1	42	6:07.3	+2:00.2	42	8:39.5	+1:49.3	41	11:43.4	+1:39.2	37
Section Time			1:15.6	+6.5	=26	2:31.7	+7.3	8	2:32.2	+5.1	=14	3:03.9	+3.5	7
Cumulative Time			13:36.7	+1:35.9	35	15:07.7	+1:34.8	30	17:44.4	+1:49.8	29	20:09.1	+1:40.1	29
Section Time			1:53.3	+1.8	=7	1:31.0	0.0	1	2:36.7	+15.0	8	2:24.7	+0.8	5
30	37	STROBL Jochen	ITA			1:59		96.0		37	20:09.8	+1:40.8	30	
Cumulative Time			3:17.8	+2:01.3	36	5:54.9	+1:47.8	35	8:28.0	+1:37.8	34	11:38.2	+1:34.0	31
Section Time			1:18.8	+9.7	44	2:37.1	+12.7	26	2:33.1	+6.0	=19	3:10.2	+9.8	13
Cumulative Time			13:35.4	+1:34.6	32	15:08.5	+1:35.6	33	17:45.8	+1:51.2	31	20:09.8	+1:40.8	30
Section Time			1:57.2	+5.7	=30	1:33.1	+2.1	=14	2:37.3	+15.6	11	2:24.0	+0.1	3
31	36	CHURAVY Pavel	CZE			1:58		96.1		36	20:09.9	+1:40.9	31	
Cumulative Time			3:18.8	+2:02.3	39	5:57.2	+1:50.1	38	8:28.3	+1:38.1	35	11:39.6	+1:35.4	34
Section Time			1:20.8	+11.7	46	2:38.4	+14.0	30	2:31.1	+4.0	11	3:11.3	+10.9	=15
Cumulative Time			13:36.2	+1:35.4	34	15:08.3	+1:35.4	32	17:45.0	+1:50.4	30	20:09.9	+1:40.9	31
Section Time			1:56.6	+5.1	=25	1:32.1	+1.1	=9	2:36.7	+15.0	8	2:24.9	+1.0	6
32	38	PIKKOR Tambet	EST			1:59		95.9		38	20:14.1	+1:45.1	32	
Cumulative Time			3:18.5	+2:02.0	38	5:55.8	+1:48.7	36	8:28.8	+1:38.6	36	11:40.2	+1:36.0	35
Section Time			1:19.5	+10.4	45	2:37.3	+12.9	27	2:33.0	+5.9	18	3:11.4	+11.0	=17
Cumulative Time			13:37.4	+1:36.6	36	15:09.0	+1:36.1	35	17:46.7	+1:52.1	32	20:14.1	+1:45.1	32
Section Time			1:57.2	+5.7	=30	1:31.6	+0.6	3	2:37.7	+16.0	12	2:27.4	+3.5	7
33	11	FESENKO Ivan	RUS			0:54		112.2		11	20:30.6	+2:01.6	33	
Cumulative Time			2:11.2	+54.7	13	4:56.8	+49.7	19	7:32.3	+42.1	20	10:58.4	+54.2	26
Section Time			1:17.2	+8.1	=37	2:45.6	+21.2	44	2:35.5	+8.4	=34	3:26.1	+25.7	39
Cumulative Time			13:01.7	+1:00.9	26	14:46.7	+1:13.8	28	17:51.6	+1:57.0	34	20:30.6	+2:01.6	33
Section Time			2:03.3	+11.8	=40	1:45.0	+14.0	47	3:04.9	+43.2	47	2:39.0	+15.1	33
34	17	VTIC Damjan	SLO			1:12		107.8		17	20:35.9	+2:06.9	34	
Cumulative Time			2:27.6	+1:11.1	19	4:57.8	+50.7	20	7:30.4	+40.2	19	11:00.2	+56.0	27
Section Time			1:15.6	+6.5	=26	2:30.2	+5.8	7	2:32.6	+5.5	16	3:29.8	+29.4	45
Cumulative Time			13:03.7	+1:02.9	27	14:44.8	+1:11.9	27	17:48.0	+1:53.4	33	20:35.9	+2:06.9	34
Section Time			2:03.5	+12.0	43	1:41.1	+10.1	40	3:03.2	+41.5	45	2:47.9	+24.0	45
35	20	MATVEEV Dmitry	RUS			1:16		106.8		20	20:37.1	+2:08.1	35	
Cumulative Time			2:34.4	+1:17.9	21	5:15.7	+1:08.6	29	7:53.7	+1:03.5	29	11:22.9	+1:18.7	30
Section Time			1:18.4	+9.3	=42	2:41.3	+16.9	37	2:38.0	+10.9	40	3:29.2	+28.8	43
Cumulative Time			13:28.7	+1:27.9	30	15:10.0	+1:37.1	36	18:01.4	+2:06.8	36	20:37.1	+2:08.1	35
Section Time			2:05.8	+14.3	45	1:41.3	+10.3	41	2:51.4	+29.7	28	2:35.7	+11.8	25
36	23	RIEDER Ivan	SUI			1:21		105.5		23	20:42.0	+2:13.0	36	
Cumulative Time			2:34.9	+1:18.4	23	5:10.6	+1:03.5	22	7:44.9	+54.7	27	11:12.6	+1:08.4	28
Section Time			1:13.9	+4.8	=18	2:35.7	+11.3	15	2:34.3	+7.2	25	3:27.7	+27.3	41
Cumulative Time			13:20.9	+1:20.1	29	15:05.0	+1:32.1	29	17:58.2	+2:03.6	35	20:42.0	+2:13.0	36
Section Time			2:08.3	+16.8	46	1:44.1	+13.1	=45	2:53.2	+31.5	31	2:43.8	+19.9	43
37	29	RYYNAENEN Janne	FIN			1:33		102.5		29	20:47.6	+2:18.6	37	
Cumulative Time			2:50.0	+1:33.5	30	5:30.6	+1:23.5	30	8:12.4	+1:22.2	31	11:41.2	+1:37.0	36
Section Time			1:17.0	+7.9	=35	2:40.6	+16.2	36	2:41.8	+14.7	42	3:28.8	+28.4	42
Cumulative Time			13:38.2	+1:37.4	37	15:10.6	+1:37.7	37	18:09.4	+2:14.8	37	20:47.6	+2:18.6	37
Section Time			1:57.0	+5.5	29	1:32.4	+1.4	11	2:58.8	+37.1	38	2:38.2	+14.3	30



COMPETITION ANALYSIS / ANALYSE DE LA COMPÉTITION

PRAGELATO PLAN TUE 21 FEB 2006 / MAR 21 FEV 2006 START TIME / DEBUT 15:00 END TIME / FINI A 15:22

Rank	Bib	Name	NOC Code			Time Difference			Jump Points			Rk.	Time	Behind	Rk.	
		0.8 km / 5.0 km			1.4 km / 5.8 km			2.5 km / 6.4 km			4.1 km / 7.5 km					
		Time	Behind	Rk.	Time	Behind	Rk.	Time	Behind	Rk.	Time	Behind	Rk.	Time	Behind	Rk.
38	44	MUNARI Daniele	ITA			2:26			89.2			44	21:03.1	+2:34.1	38	
Cumulative Time		3:42.5	+2:26.0	44	6:18.4	+2:11.3	44	8:54.2	+2:04.0	44	12:06.7	+2:02.5	41			
Section Time		1:16.5	+7.4	=33	2:35.9	+11.5	16	2:35.8	+8.7	36	3:12.5	+12.1	23			
Cumulative Time		13:59.9	+1:59.1	40	15:37.1	+2:04.2	39	18:21.5	+2:26.9	38	21:03.1	+2:34.1	38			
Section Time		1:53.2	+1.7	6	1:37.2	+6.2	=31	2:44.4	+22.7	22	2:41.6	+17.7	=40			
39	40	CAMEROTA Eric	USA			2:05			94.5			40	21:04.8	+2:35.8	39	
Cumulative Time		3:20.5	+2:04.0	41	5:58.6	+1:51.5	40	8:33.4	+1:43.2	39	11:46.5	+1:42.3	38			
Section Time		1:15.5	+6.4	25	2:38.1	+13.7	29	2:34.8	+7.7	29	3:13.1	+12.7	24			
Cumulative Time		13:45.2	+1:44.4	38	15:25.6	+1:52.7	38	18:28.1	+2:33.5	39	21:04.8	+2:35.8	39			
Section Time		1:58.7	+7.2	=34	1:40.4	+9.4	38	3:02.5	+40.8	43	2:36.7	+12.8	=27			
40	34	KLEMETSEN Havard	NOR			1:51			98.0			34	21:06.6	+2:37.6	40	
Cumulative Time		3:08.8	+1:52.3	34	5:58.0	+1:50.9	39	8:32.9	+1:42.7	38	12:00.0	+1:55.8	40			
Section Time		1:17.8	+8.7	40	2:49.2	+24.8	=45	2:34.9	+7.8	30	3:27.1	+26.7	40			
Cumulative Time		13:58.6	+1:57.8	39	15:39.2	+2:06.3	40	18:38.3	+2:43.7	40	21:06.6	+2:37.6	40			
Section Time		1:58.6	+7.1	33	1:40.6	+9.6	39	2:59.1	+37.4	39	2:28.3	+4.4	8			
41	43	MYSLICKI Jason	CAN			2:23			90.0			43	21:23.1	+2:54.1	41	
Cumulative Time		3:39.3	+2:22.8	43	6:15.5	+2:08.4	43	8:50.9	+2:00.7	43	12:10.9	+2:06.7	42			
Section Time		1:16.3	+7.2	32	2:36.2	+11.8	21	2:35.4	+8.3	33	3:20.0	+19.6	36			
Cumulative Time		14:14.1	+2:13.3	42	15:53.9	+2:21.0	42	18:47.6	+2:53.0	42	21:23.1	+2:54.1	41			
Section Time		2:03.2	+11.7	39	1:39.8	+8.8	36	2:53.7	+32.0	34	2:35.5	+11.6	=20			
42	46	BARANNIKOV Alexsej	RUS			2:49			83.5			46	21:38.2	+3:09.2	42	
Cumulative Time		4:06.7	+2:50.2	46	6:43.7	+2:36.6	46	9:17.8	+2:27.6	46	12:37.7	+2:33.5	45			
Section Time		1:17.7	+8.6	39	2:37.0	+12.6	25	2:34.1	+7.0	23	3:19.9	+19.5	35			
Cumulative Time		14:40.6	+2:39.8	45	16:20.3	+2:47.4	44	18:59.5	+3:04.9	43	21:38.2	+3:09.2	42			
Section Time		2:02.9	+11.4	38	1:39.7	+8.7	=34	2:39.2	+17.5	15	2:38.7	+14.8	32			
43	32	MASLENNIKOV Sergej	RUS			1:46			99.3			32	21:42.1	+3:13.1	43	
Cumulative Time		3:04.4	+1:47.9	33	5:39.7	+1:32.6	32	8:29.3	+1:39.1	37	11:47.7	+1:43.5	39			
Section Time		1:18.4	+9.3	=42	2:35.3	+10.9	=13	2:49.6	+22.5	48	3:18.4	+18.0	34			
Cumulative Time		14:07.6	+2:06.8	41	15:51.7	+2:18.8	41	18:44.8	+2:50.2	41	21:42.1	+3:13.1	43			
Section Time		2:19.9	+28.4	48	1:44.1	+13.1	=45	2:53.1	+31.4	30	2:57.3	+33.4	48			
44	31	BRESADOLA Davide	ITA			1:35			102.0			31	21:43.3	+3:14.3	44	
Cumulative Time		2:56.3	+1:39.8	31	5:53.2	+1:46.1	33	8:37.2	+1:47.0	40	12:11.7	+2:07.5	43			
Section Time		1:21.3	+12.2	47	2:56.9	+32.5	48	2:44.0	+16.9	46	3:34.5	+34.1	47			
Cumulative Time		14:15.1	+2:14.3	43	15:57.2	+2:24.3	43	19:01.7	+3:07.1	44	21:43.3	+3:14.3	44			
Section Time		2:03.4	+11.9	42	1:42.1	+11.1	42	3:04.5	+42.8	46	2:41.6	+17.7	=40			
45	47	DIYACHUK Sergei	UKR			3:23			74.9			47	21:44.1	+3:15.1	45	
Cumulative Time		4:40.0	+3:23.5	47	7:16.8	+3:09.7	47	9:47.8	+2:57.6	47	13:01.8	+2:57.6	47			
Section Time		1:17.0	+7.9	=35	2:36.8	+12.4	23	2:31.0	+3.9	10	3:14.0	+13.6	28			
Cumulative Time		14:54.7	+2:53.9	47	16:34.8	+3:01.9	46	19:11.6	+3:17.0	45	21:44.1	+3:15.1	45			
Section Time		1:52.9	+1.4	=4	1:40.1	+9.1	37	2:36.8	+15.1	10	2:32.5	+8.6	15			
46	45	THOMPSON Max	CAN			2:45			84.5			45	22:09.3	+3:40.3	46	
Cumulative Time		4:01.0	+2:44.5	45	6:40.0	+2:32.9	45	9:16.4	+2:26.2	45	12:48.1	+2:43.9	46			
Section Time		1:16.0	+6.9	31	2:39.0	+14.6	33	2:36.4	+9.3	37	3:31.7	+31.3	46			
Cumulative Time		14:52.5	+2:51.7	46	16:36.3	+3:03.4	47	19:29.9	+3:35.3	46	22:09.3	+3:40.3	46			
Section Time		2:04.4	+12.9	44	1:43.8	+12.8	43	2:53.6	+31.9	32	2:39.4	+15.5	37			
47	35	VODSEDALEK Ales	CZE			1:54			97.2			35	22:45.0	+4:16.0	47	
Cumulative Time		3:17.1	+2:00.6	35	6:01.0	+1:53.9	41	8:49.3	+1:59.1	42	12:26.3	+2:22.1	44			
Section Time		1:23.1	+14.0	48	2:43.9	+19.5	42	2:48.3	+21.2	47	3:37.0	+36.6	48			
Cumulative Time		14:38.0	+2:37.2	44	16:30.8	+2:57.9	45	19:48.7	+3:54.1	47	22:45.0	+4:16.0	47			
Section Time		2:11.7	+20.2	47	1:52.8	+21.8	48	3:17.9	+56.2	48	2:56.3	+32.4	47			



COMPETITION ANALYSIS / ANALYSE DE LA COMPÉTITION

PRAGELATO PLAN TUE 21 FEB 2006 / MAR 21 FEV 2006 START TIME / DEBUT 15:00 END TIME / FINI A 15:22

Rank	Bib	Name	NOC Code	0.8 km / 5.0 km			1.4 km / 5.8 km			2.5 km / 6.4 km			4.1 km / 7.5 km		
				Time	Behind	Rk.	Time	Behind	Rk.	Time	Behind	Rk.	Time	Behind	Rk.
48	48	TRACHUK Volodymyr	UKR							4:17	61.5	48	23:57.8	+5:28.8	48
Cumulative Time		5:35.0	+4:18.5	48	8:13.7	+4:06.6	48	10:52.0	+4:01.8	48	14:21.6	+4:17.4	48		
Section Time		1:18.0	+8.9	41	2:38.7	+14.3	32	2:38.3	+11.2	41	3:29.6	+29.2	44		
Cumulative Time		16:24.0	+4:23.2	48	18:07.9	+4:35.0	48	21:08.0	+5:13.4	48	23:57.8	+5:28.8	48		
Section Time		2:02.4	+10.9	37	1:43.9	+12.9	44	3:00.1	+38.4	40	2:49.8	+25.9	46		

Weather	Snow Condition	Temperatures [°C]		Participants/NOCs					
		Air	Snow	Entries	Ranked	DNS	DNF	DSQ	LAP
Snow	Packed	-1.0°C	-2.7°C	48/15	48/15	0/0	0/0	0/0	0/0

LEGEND									
=	Shared Rank	DNF	Did Not Finish	DNS	Did Not Start	DSQ	Disqualified	FF	Foto Finish Decision
LAP	Lapped	Rk.	Rank						



OFFICIAL COMMUNICATION / COMMUNIQUE OFFICIEL

Training has been cancelled
Nordic Combined LH SPRINT Official Training 1

Item: 11

Today's training on the LH HS 140m has been cancelled due to bad weather.

Issued by: Jury
Time: 10:00
Date: 17 FEB 2006

This decision affects:

RESULTS
SCHEDULE
OTHER

X

Note:



OFFICIAL COMMUNICATION / COMMUNIQUE OFFICIEL

LH SPRINT Official Training 2 was cancelled after BIB 21
Nordic Combined

Item: 12

Due to bad weather, the 3rd jump of the LH SPRINT Official Training 2 was cancelled after BIB 21.

Issued by: Jury
Time: 12:03
Date: 19 FEB 2006

This decision affects:

RESULTS
SCHEDULE
OTHER

X

Note:



OFFICIAL COMMUNICATION / COMMUNIQUE OFFICIEL

**Delay of the Competition round
Nordic Combined LH SPRINT Competition**

Item: 13

Due to bad weather conditions (wind) the LH SPRINT Competition round is delayed to 11.45.
The competition will continue with BIB 17 (T. Slavik).
BIB 1 – 16 will start after BIB 49.

Issued by: Jury
Time: 11:48
Date: 21 FEB 2006

This decision affects:

RESULTS
SCHEDULE
OTHER

X

Note:



OFFICIAL COMMUNICATION / COMMUNIQUE OFFICIEL

Sprint 7.5 km - Start Time rescheduled
Nordic Combined SPRINT

Item: 14

The Start Time of the Sprint 7.5 km is rescheduled to 15.00.

Issued by: Jury
Time: 12:29
Date: 21 FEB 2006

This decision affects:

RESULTS
SCHEDULE
OTHER

X

Note:

Copyright, © 2009, LA84 Foundation of Los Angeles

Notes on the digitized version of the Official Report of the XX Olympic Winter Games Torino 2006 – Sports Results.

The sport results of the XX Olympic Winter Games Torino 2006 were generated from the CD-ROM Results Book XX Olympic Winter Games Torino 2006.

The sport results of the XX Olympic Winter Games Torino 2006 was digitized by the LA84 Foundation with the permission of the Comitato per l'Organizzazione dei XX Giochi Olimpici Invernali Torino 2006 (Organising Committee for the XX Olympic Winter Games Torino 2006) and the International Olympic Committee. The Comitato per l'Organizzazione dei XX Giochi Olimpici Invernali Torino 2006 is the copyright owner of the sport results.

Sports results for the bobsleigh, luge and skeleton were reprinted and scanned into PDF files from the original CD-ROM Results Book XX Olympic Winter Games Torino 2006.

Selecting a topic heading will take you to the corresponding section in the document.

Profile of the digital version:

File name: NordicCombined.pdf

File size: 585 KB

Format: Portable Document Format (PDF) 1.4 (Adobe Acrobat 5.0)

Source document: Official Report of the XX Olympic Winter Games Torino 2006, CD-ROM Results Book.

Creation Platform: Windows XP

Creation Date: March 2009

Conversion Software: Adobe Acrobat

Image Resolution: unknown

Digital Fonts: unknown