



COMPETITION OFFICIALS

FUNCTION	NAME	NOC
International Biathlon Union		
IBU President	BESSEBERG Anders	NOR - Norway
IBU Secretary General	GEISTLINGER Michael	AUT - Austria
Technical Delegate	BAIER Norbert	GER - Germany
Assistant Technical Delegate	ROGNSTAD Johnny	NOR - Norway
IBU International Referees	BERGER Franz	AUT - Austria
	COBB Max	USA - United States of America
	FLANDIN Herve	FRA - France
	HAAPALA Esa	FIN - Finland
	HOEGLUND Tommy	SWE - Sweden
	MELIKHOV Vadim	RUS - Russia
	VALGUS Kalju	EST - Estonia
	ZWAHLEN Robert	SUI - Switzerland
Competition Committee		
Chief of Competition	PRUCKER Ubaldo	ITA - Italy
Deputy Chief of Competition	ALLORI Francesco	ITA - Italy
Assistant Chief of Competition	FIANDINO Ezio	ITA - Italy
Competition Secretary	BENTELE Brigitte	GER - Germany
Chief of Course	ZINGERLE Ulrich	ITA - Italy
Chief of Shooting Range	PASSLER Patrick	ITA - Italy
Chief of Stadium	EIDAM Arne	GER - Germany



COMPETITION OFFICIALS

FUNCTION	NAME	NOC
Jury of Appeal		
IBU Representative	BESSEBERG Anders	NOR - Norway
	TIKHONOV Alexander	RUS - Russia
	VODICAR Janez	SLO - Slovenia
	LEHOTAN Ivor	SVK - Slovakia
	BILLINO Heinz	GER - Germany
Women's Jury		
Technical Delegate	BAIER Norbert	GER - Germany
Assistant Technical Delegate	ROGNSTAD Johnny	NOR - Norway
Chief of Competition	PRUCKER Ubaldo	ITA - Italy
Member	PICHLER Wolfgang	SWE - Sweden
Member	PULKHOVSKI Valeri	RUS - Russia
Men's Jury		
Technical Delegate	BAIER Norbert	GER - Germany
Assistant Technical Delegate	ROGNSTAD Johnny	NOR - Norway
Chief of Competition	PRUCKER Ubaldo	ITA - Italy
Member	AMAT Jean-Pierre	FRA - France
Member	POPOV Alexandr	BLR - Belarus



PARTICIPATION SUMMARY BY NOC
RÉCAPITULATIF DES PARTICIPATIONS PAR CNO

As of SAT 25 FEB 2006 / En date du SAM 25 FEV 2006

NOC Code	Name	Gender	Individual	Sprint	Pursuit	Relay	Mass Start	Function
ARG -	Argentina							
	BELTRAME Sebastian	M	85	88	-	-	-	Athlete
	Men: 1	Women: 0		Officials: 0				
AUS -	Australia							
	MORTON Cameron	M	83	82	-	-	-	Athlete
	CONNOR Paul	M						Coach
Men: 1	Women: 0		Officials: 1					
AUT -	Austria							
	GREDLER Ludwig	M	41	54	47	17 (leg 3)	-	Athlete
	MESOTITSCH Daniel	M	59	-	-	17 (leg 1)	-	Athlete
	PERNER Wolfgang	M	60	4	25	-	-	Athlete
	PINTER Friedrich	M	26	-	-	17 (leg 2)	-	Athlete
	ROTTMANN Wolfgang	M	-	27	21	-	-	Athlete
	SUMANN Christoph	M	-	16	7	17 (leg 4)	9	Athlete
	EDER Alfred	M						Coach
	GAPP Walter	M						Coach
	HORL Walter	M						Coach
	MUHLBACHER Heinz	M						Coach
	OBERERLACHER Johannes	M						Coach
	ROHRMOSER Stefan	M						Physiotherapist
BERGER Franz	M						Referee	
Men: 6	Women: 0		Officials: 7					
BIH -	Bosnia and Herzegovina							
	VASILJEVIC Aleksandra	W	74	78	-	-	-	Athlete
	COSIC Miro	M	84	86	-	-	-	Athlete
	GORETA Miroslav	M						Coach
	LOPATIC Tomislav	M						Coach
Men: 1	Women: 1		Officials: 2					
BLR -	Belarus							
	ANANKO Ludmilla	W	-	42	DNF	4 (leg 3)	-	Athlete
	IVANOVA Ekaterina	W	44	37	29	4 (leg 1)	-	Athlete
	NAZAROVA Olga	W	7	8	7	4 (leg 2)	6	Athlete
	ZIKOUNKOVA Ksenia	W	76	-	-	-	-	Athlete
	ZUBRILOVA Olena	W	14	5	25	4 (leg 4)	16	Athlete
	DRATCHEV Vladimir	M	43	63	-	-	-	Athlete
	NOVIKOV Sergei	M	24	32	32	11 (leg 2)	-	Athlete
	RYZHENKOV Oleg	M	-	30	29	11 (leg 4)	-	Athlete
	SYMAN Alexandre	M	72	-	-	11 (leg 1)	-	Athlete
	VALIULLIN Rustam	M	46	25	28	11 (leg 3)	-	Athlete
	ALBERS Yury	M						Coach
	BATSIUKOU Valiantsin	M						Coach
	MAKHLAYEV Vladimir	M						Coach
	PERMIAKOU Yauhen	M						Coach
	POPOV Alexandr	M						Coach
	SVABODA Fiodar	M						Coach
	USTSINAU Aliaksandr	M						Coach
	VINOGRADOV Sergei	M						Coach
	ZAKHARAU Mikalai	M						Coach
	TSYBULSKI Andrian	M						Technical Personnel
IOURTCHIK Vasili	M						Administrative Personnel	
DZIAMESHKO Inesa	W						Medical Personnel	
STSIAPANAU Aliaksandr	M						Medical Personnel	
Men: 5	Women: 5		Officials: 13					



PARTICIPATION SUMMARY BY NOC
RÉCAPITULATIF DES PARTICIPATIONS PAR CNO

As of SAT 25 FEB 2006 / En date du SAM 25 FEV 2006

NOC Code	Name	Gender	Individual	Sprint	Pursuit	Relay	Mass Start	Function	
BUL - Bulgaria	DAFOVSKA Ekaterina	W	11	33	28	8 (leg 4)	8	Athlete	
	FILIPOVA Pavlina	W	43	46	32	8 (leg 1)	-	Athlete	
	KADEVA Nina	W	54	-	-	-	-	Athlete	
	NIKOULTCHINA Irina	W	28	36	30	8 (leg 3)	-	Athlete	
	POPOVA Radka	W	-	58	LAP	8 (leg 2)	-	Athlete	
	RUDENCHYK Vitaliy	M	62	21	35	-	-	Athlete	
	SIVKOV Vasil	M						Team Leader	
	TONCHEV Vasil	M						Team Leader	
	HADZHIEV Boran	M						Coach	
	MITEV Yuriy	M						Coach	
	VASILEV Nikolay	M						Coach	
	ILIEV Ventzeslav	M						Technical Personnel	
	KASABOV Georgi	M						Technical Personnel	
	Men: 1		Women: 5		Officials: 7				
CAN - Canada	ALBERT Martine	W	65	73	-	17 (leg 3)	-	Athlete	
	KEITH Sandra	W	42	66	-	17 (leg 2)	-	Athlete	
	KOCHER Zina	W	27	62	-	17 (leg 1)	-	Athlete	
	PARENT Marie Pierre	W	77	76	-	17 (leg 4)	-	Athlete	
	CLEGG Robin	M	36	52	46	-	-	Athlete	
	LEGUELLEC Jean Philippe	M	48	61	-	-	-	Athlete	
	LEONI David	M	65	43	49	-	-	Athlete	
	ARCHAMBAULT Roger	M						Team Leader	
	BORUTA Richard	M						Coach	
	LEFEBVRE Daniel	M						Coach	
	BRADLEY Dave	M						Technical Personnel	
	DUNN John	M						Technical Personnel	
	ZELLNER Karl	M						Technical Personnel	
	Men: 3		Women: 4		Officials: 6				
CHI - Chile	ISBEJ Veronica	W	81	83	-	-	-	Athlete	
	ZUNIGA Marco	M	87	89	-	-	-	Athlete	
	PINO Teofilo Eduardo	M						Coach	
	Men: 1		Women: 1		Officials: 1				
CHN - People's Republic of China	DONG Xue	W	-	-	-	-	-	Athlete	
	HOU Yuxia	W	58	54	DNS	-	28	Athlete	
	KONG Yingchao	W	25	24	17	9 (leg 1)	23	Athlete	
	LIU Xianying	W	23	11	9	9 (leg 4)	7	Athlete	
	SUN Ribo	W	-	21	22	9 (leg 2)	22	Athlete	
	YIN Qiao	W	31	-	-	9 (leg 3)	-	Athlete	
	ZHANG Chengye	M	50	18	36	-	-	Athlete	
	DING Yi	M						Team Leader	
	LIANG Xinan	M						Coach	
	LIU Bai	M						Coach	
	SONG Wenbin	M						Coach	
	JIAO Wenpeng	M						Doctor	
	Men: 1		Women: 6		Officials: 5				



PARTICIPATION SUMMARY BY NOC
RÉCAPITULATIF DES PARTICIPATIONS PAR CNO

As of SAT 25 FEB 2006 / En date du SAM 25 FEV 2006

NOC Code	Name	Gender	Individual	Sprint	Pursuit	Relay	Mass Start	Function
CRO -	Croatia							
	STARCEVIC Petra	W	79	79	-	-	-	Athlete
	FARTUNOV Georgi	M						Coach
	GALJANIC Zarko	M						Coach
	Men: 0		Women: 1		Officials: 2			
CZE -	Czech Republic							
	CESNEKOVA Irena	W	67	-	-	-	-	Athlete
	FALTUSOVA Lenka	W	-	32	36	13 (leg 2)	-	Athlete
	HOLUBCOVA Katerina	W	45	39	24	13 (leg 1)	-	Athlete
	REZLEROVA Magda	W	61	61	-	13 (leg 3)	-	Athlete
	VEJNAROVA Zdenka	W	53	43	35	13 (leg 4)	-	Athlete
	DOSTAL Roman	M	30	44	31	6 (leg 3)	23	Athlete
	HOLUBEC Tomas	M	33	-	-	-	-	Athlete
	MORAVEC Ondrej	M	-	34	41	6 (leg 1)	-	Athlete
	SLESINGR Michal	M	45	57	34	6 (leg 4)	-	Athlete
	VITEK Zdenek	M	22	11	16	6 (leg 2)	22	Athlete
	HOLUBEC Jiri	M						Coach
	JAKES Vlastimil	M						Coach
	JANOUSEK Milan	M						Coach
	RYBAR Ondrej	M						Coach
	VAVRA Vlastimil	M						Coach
	LEVORA Pavel	M						Technical Personnel
MALEK Marian	M						Technical Personnel	
MATOUS Jan	M						Technical Personnel	
STOLBA Pavel	M						Technical Personnel	
	Men: 5		Women: 5		Officials: 9			
ESP -	Spain							
	HERNANDO Luis Alberto	M	81	84	-	-	-	Athlete
	GARCIA Manuel	M						Coach
	Men: 1		Women: 0		Officials: 1			
EST -	Estonia							
	SAUE Eveli	W	73	47	LAP	-	-	Athlete
	BOROVIK Dimitri	M	71	75	-	15 (leg 1)	-	Athlete
	LESSING Roland	M	63	60	53	15 (leg 3)	-	Athlete
	PRANTS Janno	M	-	77	-	-	-	Athlete
	TOBRELUITS Indrek	M	67	42	45	15 (leg 2)	-	Athlete
	VIKS Priit	M	75	-	-	15 (leg 4)	-	Athlete
	OJA Kristjan	M						Coach
	POHLAK Raini	M						Coach
	ZAHKNA Hillar	M						Coach
	ISPERT Egert	M						Technical Personnel
	ORLOSKI Tiit	M						Technical Personnel
	VALGUS Kalju	M						Referee
	Men: 5		Women: 1		Officials: 6			
FIN -	Finland							
	PUURUNEN Paavo	M	12	47	23	-	4	Athlete
	NUUTINEN Asko	M						Coach
	HUITA Mika	M						Technical Personnel
	SUONTAKANEN Markus	M						Physiotherapist
	HAAPALA Esa	M						Referee
	Men: 1		Women: 0		Officials: 4			



PARTICIPATION SUMMARY BY NOC RÉCAPITULATIF DES PARTICIPATIONS PAR CNO

As of SAT 25 FEB 2006 / En date du SAM 25 FEV 2006

NOC Code	Name	Gender	Individual	Sprint	Pursuit	Relay	Mass Start	Function
FRA	France							
	BAILLY Sandrine	W	6	6	12	3 (leg 4)	10	Athlete
	BAVEREL-ROBERT Florence	W	26	1	13	3 (leg 2)	5	Athlete
	BECAERT Sylvie	W	24	30	34	3 (leg 3)	26	Athlete
	GROS Christelle	W	-	-	-	-	-	Athlete
	PERETTO Delphine	W	40	=14	26	3 (leg 1)	27	Athlete
	AUBERT Alexandre	M	-	-	-	-	-	Athlete
	CANNARD Ferreol	M	-	33	42	3 (leg 3)	-	Athlete
	DEFRASNE Vincent	M	34	5	1	3 (leg 2)	11	Athlete
	FOURCADE Simon	M	31	-	-	-	-	Athlete
	POIREE Raphael	M	20	9	DNF	3 (leg 4)	12	Athlete
	ROBERT Julien	M	6	19	10	3 (leg 1)	16	Athlete
	DUMONT Christian	M						Team Leader
	AMAT Jean Pierre	M						Coach
	ETIENNE Pascal	M						Coach
	GAUTHIER Johann	M						Coach
	GIACHINO Jean Paul	M						Coach
	VASSALLO Christophe	M						Coach
	BJORN Jan Erik	M						Technical Personnel
	JARZINSKI Jan	M						Technical Personnel
	MARGUET Gilles	M						Technical Personnel
	MONFORT Laurent	M						Technical Personnel
	VINCENDET Sebastien	M						Technical Personnel
	TAMM DUNAND Lykke	W						Doctor
	FLANDIN Herve	M						Referee
	Men: 6				Officials: 13			
	Women: 5							
GBR	Great Britain							
	FOWLER Emma	W	78	67	-	-	-	Athlete
	CLEMENS Tom	M	57	79	-	-	-	Athlete
	SKLENAR Jason	M						Team Leader
	Men: 1				Officials: 1			
	Women: 1							
GER	Germany							
	APEL Katrin	W	-	22	11	2 (leg 3)	-	Athlete
	DENKINGER Simone	W	-	-	-	-	-	Athlete
	DISL Uschi	W	12	34	10	-	3	Athlete
	GLAGOW Martina	W	2	17	2	2 (leg 1)	4	Athlete
	HENKEL Andrea	W	4	-	-	2 (leg 2)	13	Athlete
	WILHELM Kati	W	16	7	1	2 (leg 4)	2	Athlete
	BIRNBACHER Andreas	M	-	-	-	-	-	Athlete
	FISCHER Sven	M	17	1	3	1 (leg 3)	17	Athlete
	GREIS Michael	M	1	35	8	1 (leg 4)	1	Athlete
	GROSS Ricco	M	11	7	12	1 (leg 1)	-	Athlete
	ROESCH Michael	M	42	-	-	1 (leg 2)	10	Athlete
	WOLF Alexander	M	-	15	19	-	8	Athlete
	LOECHLE Martin	M						Team Leader
	BOESE Harald	M						Coach
	FISCHER Fritz	M						Coach
	MUESSIGGANG Uwe	M						Coach
	PICHLER Wolfgang	M						Coach
	ULLRICH Frank	M						Coach
	WICK Juergen	M						Coach
	ALTENBURGER KOCH Rene	M						Technical Personnel



PARTICIPATION SUMMARY BY NOC RÉCAPITULATIF DES PARTICIPATIONS PAR CNO

As of SAT 25 FEB 2006 / En date du SAM 25 FEV 2006

NOC Code	Name	Gender	Individual	Sprint	Pursuit	Relay	Mass Start	Function
	DANZ Marko	M						Technical Personnel
	EGGER Konrad	M						Technical Personnel
	GLAGOW Martin	M						Technical Personnel
	KIRCHNER Mark	M						Technical Personnel
	RISCHMULLER Yens	M						Technical Personnel
	THRAEN Thorsten	M						Technical Personnel
	WEISHEIT Bjoern	M						Technical Personnel
	SCHWARZBACH Stefan	M						Administrative Personnel
	BECHER Rene	M						Physiotherapist
	LISOWSKI Rudi	M						Physiotherapist
	BAIER Norbert	M						Technical Delegate
	Men: 6	Women: 6			Officials: 19			
GRE	- Greece							
	CHRISTOFORIDIS Stavros	M	88	85	-	-	-	Athlete
	LOUSTAS Argyris	M						Team Leader
	ANASTASIADIS Nikolaos	M						Coach
	Men: 1	Women: 0			Officials: 2			
HUN	- Hungary							
	GOTTSCHALL Zsofia	W	80	82	-	-	-	Athlete
	TAGSCHERER Imre	M	78	76	-	-	-	Athlete
	Men: 1	Women: 1			Officials: 0			
ITA	- Italy							
	ERTL Barbara	W	38	-	-	12 (leg 4)	-	Athlete
	HALLER Katja	W	-	53	DNF	-	-	Athlete
	PONZA Michela	W	17	13	5	12 (leg 1)	11	Athlete
	SANTER Nathalie	W	52	26	38	12 (leg 3)	-	Athlete
	SANTER Saskia	W	51	57	LAP	12 (leg 2)	-	Athlete
	BONALDI Sergio	M	-	68	-	-	-	Athlete
	DE LORENZI Christian	M	7	28	14	8 (leg 1)	26	Athlete
	LONGO Paolo	M	55	-	-	8 (leg 3)	-	Athlete
	PALLHUBER Wilfried	M	9	23	17	8 (leg 4)	24	Athlete
	VUILLERMOZ Rene Laurent	M	25	41	13	8 (leg 2)	25	Athlete
	TASCHLER Gottlieb	M						Team Leader
	CURTAZ Fabrizio	M						Coach
	HONIG Gerald	M						Coach
	PICCIN Alberto	M						Coach
	RIVA Paolo	M						Coach
	BIONDINI Simone	M						Technical Personnel
	CANTONI Nicola	M						Technical Personnel
	KIRCHER Georg	M						Technical Personnel
	MADDALIN Bruno	M						Technical Personnel
	MITTERHOFER Alex	M						Doctor
	HINTEREGGER Friedrich	M						Physiotherapist
	DALFOLLO Donatella	W						Medical Officer
	Men: 5	Women: 5			Officials: 12			
JPN	- Japan							
	IZUMI Megumi	W	-	-	-	-	-	Athlete
	MEGURO Kanae	W	37	64	-	16 (leg 2)	-	Athlete
	OTAKA Tomomi	W	69	69	-	16 (leg 1)	-	Athlete
	TANAKA Tamami	W	32	65	-	16 (leg 3)	-	Athlete
	TSUKIDATE Ikuyo	W	55	51	LAP	16 (leg 4)	-	Athlete



PARTICIPATION SUMMARY BY NOC RÉCAPITULATIF DES PARTICIPATIONS PAR CNO

As of SAT 25 FEB 2006 / En date du SAM 25 FEV 2006

NOC Code	Name	Gender	Individual	Sprint	Pursuit	Relay	Mass Start	Function
	EBISAWA Daisuke	M	-	64	-	-	-	Athlete
	ISA Hidenori	M	64	40	37	12 (leg 2)	-	Athlete
	KASAHARA Tatsumi	M	68	49	52	12 (leg 1)	-	Athlete
	SAITO Shinya	M	79	-	-	12 (leg 4)	-	Athlete
	SUGA Kyoji	M	14	72	-	12 (leg 3)	30	Athlete
	KODATE Misao	M						Team Leader
	ISHIOKA Katsuhiro	M						Coach
	KAZAMA Atsushi	M						Coach
	TAKIZAWA Akihiro	M						Coach
	YAMAGUCHI Shigeru	M						Coach
	NARITA Hiroshi	M						Doctor
	Men: 5				Officials: 6			
KAZ	- Kazakhstan							
	LEBEDEVA Anna	W	49	52	LAP	-	-	Athlete
	CHERVYHKOV Aleksandr	M	74	58	55	-	-	Athlete
	TKACHUK Alexandr	M						Coach
	Men: 1				Officials: 1			
KOR	- Korea							
	PARK Yoon Bae	M	82	81	-	-	-	Athlete
	SHIN Yong Sun	M						Coach
	Men: 1				Officials: 1			
LAT	- Latvia							
	BRICE Anzela	W	48	60	LAP	18 (leg 2)	-	Athlete
	KRUMINA Gerda	W	70	74	-	18 (leg 4)	-	Athlete
	LIDUMA Madara	W	10	28	20	18 (leg 1)	20	Athlete
	SAVLAKA Linda	W	63	72	-	18 (leg 3)	-	Athlete
	BERZINS Janis	M	37	50	44	16 (leg 1)	-	Athlete
	BRICIS Ilmars	M	19	13	4	16 (leg 4)	28	Athlete
	LIBIETIS Kristaps	M	69	56	56	-	-	Athlete
	PIKSONS Edgars	M	80	-	-	16 (leg 2)	-	Athlete
	ZIMELIS Raivis	M	-	51	48	16 (leg 3)	-	Athlete
	HERMANIS Janis	M						Technical Personnel
	EFIMOV Boris	M						Technical Personnel
	MAJBACK Sven Christer	M						Technical Personnel
	URBANOVICS Sendijs	M						Technical Personnel
	BERZINS Janis	M						Administrative Personnel
	UPENIEKS Gundars	M						Administrative Personnel
	LESENKOVS Edvins	M						Physiotherapist
	Men: 5				Officials: 7			
LTU	- Lithuania							
	RASIMOVICIUTE Diana	W	66	18	27	-	-	Athlete
	ZLATKAUSKAS Karolis	M	-	90	-	-	-	Athlete
	GRIAZNOVAS Ricardas	M						Coach
	REPSYS Vilius	M						Coach
	Men: 1				Officials: 2			
MDA	- Republic of Moldova							
	CIURINA Valentina	W	-	81	-	-	-	Athlete
	GORHOVA Elena	W	-	68	-	-	-	Athlete
	LEVTCHENKOVA Natalia	W	8	41	23	-	21	Athlete
	GRIBUSENCOV Mihail	M	DNS	83	-	-	-	Athlete



PARTICIPATION SUMMARY BY NOC RÉCAPITULATIF DES PARTICIPATIONS PAR CNO

As of SAT 25 FEB 2006 / En date du SAM 25 FEV 2006

NOC Code	Name	Gender	Individual	Sprint	Pursuit	Relay	Mass Start	Function
	CATRICI Gheorghe	M						Team Leader
	CIUMAC Valentin	M						Team Leader
	KHLUSOVICH Alexander	M						Coach
	Men: 1	Women: 3			Officials: 3			
NOR	- Norway							
	ANDREASSEN Gunn Margit	W	60	-	-	5 (leg 3)	-	Athlete
	BERGER Tora	W	13	23	18	5 (leg 1)	25	Athlete
	FLATLAND Ann Kristin	W	-	-	-	-	-	Athlete
	ISTAD-KRISTIANSEN Gro Marit	W	-	40	40	-	-	Athlete
	POIREE Liv Grete	W	9	12	6	5 (leg 2)	18	Athlete
	TJORHOM Linda	W	50	19	15	5 (leg 4)	14	Athlete
	ANDRESEN Frode	M	15	3	6	5 (leg 3)	19	Athlete
	BERGER Lars	M	-	-	-	-	-	Athlete
	BJOERNDALEN Ole Einar	M	2	12	2	5 (leg 4)	3	Athlete
	ECKHOFF Stian	M	16	17	22	5 (leg 2)	-	Athlete
	HANEVOLD Halvard	M	3	2	5	5 (leg 1)	7	Athlete
	SVENDSEN Emil Hegle	M	-	-	-	-	6	Athlete
	IDLAND Arne	M						Team Leader
	KJOLL Trond	M						Coach
	OFTEDAL Kjell Ove	M						Coach
	SAETER Kjetil	M						Coach
	HALAND Torje	M						Technical Personnel
	MOEN Svein Ivar	M						Technical Personnel
	SELJESET Johnny Stale	M						Technical Personnel
	STUVESETH Olav	M						Technical Personnel
	ULEKLEIV Ivar Michael	M						Technical Personnel
	ERIKSEN Helge	M						Physiotherapist
	ROGNSTAD Johnny	M						Technical Delegate
	Men: 6	Women: 6			Officials: 11			
POL	- Poland							
	GRZYWA Magdalena	W	71	-	-	7 (leg 4)	-	Athlete
	GWIZDON Magdalena	W	33	20	21	7 (leg 2)	29	Athlete
	NYKIEL Magdalena	W	-	56	LAP	-	-	Athlete
	PALKA Krystyna	W	5	25	37	7 (leg 1)	30	Athlete
	PONIKWIA Katarzyna	W	56	63	-	7 (leg 3)	-	Athlete
	BODZIANA Grzegorz	M	73	69	-	-	-	Athlete
	PIECHA Michal	M	-	66	-	13 (leg 3)	-	Athlete
	PLYWACZYK Krzysztof	M	76	-	-	13 (leg 4)	-	Athlete
	SIKORA Tomasz	M	21	20	18	13 (leg 2)	2	Athlete
	ZIEMIANIN Wieslaw	M	53	26	30	13 (leg 1)	-	Athlete
	LEWICKI Krzysztof	M						Team Leader
	BUGARA Robert	M						Technical Personnel
	STANIK Bartlomiej	M						Technical Personnel
	Men: 5	Women: 5			Officials: 3			
ROM	- Romania							
	PLOTOGEA Dana Elena	W	72	48	33	14 (leg 1)	-	Athlete
	PURDEA Mihaela	W	75	77	-	14 (leg 3)	-	Athlete
	RUSU Alexandra	W	68	45	LAP	14 (leg 4)	-	Athlete
	TOFALVI Eva	W	19	70	-	14 (leg 2)	-	Athlete
	BLAJ Marian	M	66	78	-	-	-	Athlete
	GIRNITA Gheorghe	M						Coach
	MARTON Simon	M						Coach



PARTICIPATION SUMMARY BY NOC
RÉCAPITULATIF DES PARTICIPATIONS PAR CNO

As of SAT 25 FEB 2006 / En date du SAM 25 FEV 2006

NOC Code	Name	Gender	Individual	Sprint	Pursuit	Relay	Mass Start	Function
	VOICU Gheorghita	W						Administrative Personnel
	Men: 1	Women: 4		Officials: 3				
RUS	- Russian Federation							
	AKHATOVA Albina	W	3	4	3	1 (leg 4)	9	Athlete
	BOGALIY Anna	W	35	-	-	1 (leg 1)	-	Athlete
	GUSEVA Natalia	W	-	-	-	-	24	Athlete
	ISHMOURATOVA Svetlana	W	1	10	4	1 (leg 2)	12	Athlete
	ZAITSEVA Olga	W	-	9	19	1 (leg 3)	15	Athlete
	KRUGLOV Nikolay	M	-	22	11	2 (leg 4)	21	Athlete
	ROSTOVTSEV Pavel	M	13	-	-	2 (leg 3)	-	Athlete
	ROZHKOV Sergei	M	-	-	-	-	20	Athlete
	TCHAPIKOV Sergei	M	4	24	DNS	2 (leg 2)	5	Athlete
	TCHEREZOV Ivan	M	8	6	15	2 (leg 1)	-	Athlete
	TCHOUDOV Maxim	M	32	10	9	-	15	Athlete
	ALEKSASHIN Dmitry	M						Team Leader
	SHADRIN Alexey	M						Coach
	GERBULOV Andrey	M						Coach
	KOLOKOL NIKOV Evgeny	M						Coach
	MEDVEDTSEN Valeriy	M						Coach
	POLKHOVSKIY Valeriy	M						Coach
	SAVINOV Nikolay	M						Coach
	SELIFONOV Alexander	M						Coach
	ZAGURASKIY Nikolay	M						Coach
	ERASTOV Vasily	M						Technical Personnel
	KOLOS KOV Mikhail	M						Technical Personnel
	NOVIKOV Andrey	M						Technical Personnel
	PECHERSKIY Alexander	M						Technical Personnel
	SHASHKIN Valery	M						Technical Personnel
	DMITRIEV Andrey	M						Doctor
	LAGUTOCHKIN Alexey	M						Doctor
	DERKACH Alexander	M						Physiotherapist
	LASHIN Valery	M						Physiotherapist
	SHISHKIN Grigory	M						Physiotherapist
	KOZODEROVA Tatiana	W						Medical Personnel
	MELIKHOV Vadim	M						Referee
	Men: 6	Women: 5		Officials: 21				
SCG	- Serbia and Montenegro							
	MILENKOVIC Aleksandar	M	86	87	-	-	-	Athlete
	Men: 1	Women: 0		Officials: 0				
SLO	- Slovenia							
	BRANKOVIC Tadeja	W	39	31	31	6 (leg 4)	-	Athlete
	GREGORIN Teja	W	18	=14	16	6 (leg 1)	19	Athlete
	GRUDICEK Dijana	W	30	55	LAP	6 (leg 3)	-	Athlete
	KOBLAR Andreja	W	-	-	-	-	-	Athlete
	MALI Andreja	W	21	59	LAP	6 (leg 2)	-	Athlete
	BAUER Klemen	M	61	71	-	10 (leg 3)	-	Athlete
	MARIC Janez	M	40	38	39	10 (leg 1)	-	Athlete
	OZBOLT Janez	M	70	70	-	10 (leg 2)	-	Athlete
	POKLUKAR Matjaz	M	47	65	-	10 (leg 4)	-	Athlete
	VELEPEC Jure	M						Team Leader
	KOS Tomas	M						Coach
	TERZAN Robert	M						Coach



PARTICIPATION SUMMARY BY NOC RÉCAPITULATIF DES PARTICIPATIONS PAR CNO

As of SAT 25 FEB 2006 / En date du SAM 25 FEV 2006

NOC Code	Name	Gender	Individual	Sprint	Pursuit	Relay	Mass Start	Function
	GRAJF Aleksander	M						Technical Personnel
	OBLAK Matej	M						Technical Personnel
	ROTOVNIK KOZJEK Nada	W						Doctor
	KNAP Bojan	M						Doctor
	RACECIC Mitja	M						Physiotherapist
	Men: 4	Women: 5			Officials: 8			
SUI	- Switzerland							
	HALLENBARTER Simon	M	77	67	-	-	-	Athlete
	SIMMEN Matthias	M	52	45	24	-	-	Athlete
	GEYER Manfred	M						Coach
	CLEMENT Pascal	M						Technical Personnel
	ZWAHLEN Robert	M						Referee
	Men: 2	Women: 0			Officials: 3			
SVK	- Slovakia							
	GEREKOVA Jana	W	59	-	-	-	-	Athlete
	HALINAROVA Martina	W	34	16	LAP	10 (leg 3)	-	Athlete
	MIHOKOVA Sona	W	47	27	LAP	10 (leg 4)	-	Athlete
	MURINOVA Anna	W	-	38	DNF	10 (leg 1)	-	Athlete
	PAVKOVCEKOVA Marcela	W	22	29	LAP	10 (leg 2)	-	Athlete
	HURAJT Pavol	M	29	31	26	14 (leg 1)	-	Athlete
	KAZAR Matej	M	-	59	54	-	-	Athlete
	MATIASKO Marek	M	5	73	-	14 (leg 4)	27	Athlete
	MATIASKO Miroslav	M	38	53	51	14 (leg 3)	-	Athlete
	SIMOCKO Dusan	M	56	-	-	14 (leg 2)	-	Athlete
	SIMOCKO Radovan	M						Team Leader
	GASPERCIK Milan	M						Coach
	MOLCAN Jozef	M						Coach
	BIALEK Martin	M						Technical Personnel
	DAUBNER Lukas	M						Technical Personnel
	FREUDENFELD Denis	M						Technical Personnel
	KOUDELA Vlastimil	M						Technical Personnel
	PURDEK Pavel	M						Technical Personnel
	Men: 5	Women: 5			Officials: 8			
SWE	- Sweden							
	OLOFSSON Anna Carin	W	15	2	14	-	1	Athlete
	BERGMAN Carl Johan	M	23	55	DNS	4 (leg 4)	29	Athlete
	BORJESSON Jakob	M	-	-	-	4 (leg 1)	-	Athlete
	EKHOLM David	M	35	39	40	-	-	Athlete
	FERRY Bjorn	M	28	14	27	4 (leg 2)	18	Athlete
	NILSSON Mattias Jr.	M	44	8	20	4 (leg 3)	14	Athlete
	EKLUND Staffan	M						Team Leader
	ANDERSSON Bo Leif	M						Coach
	HAGSTROM Mikael	M						Technical Personnel
	LAESTADIUS Erik	M						Technical Personnel
	SODERBERG Thomas	M						Technical Personnel
	HOGLUND Tommy	M						Referee
	Men: 5	Women: 1			Officials: 6			
UKR	- Ukraine							
	EFREMOVA Lilia	W	36	3	8	11 (leg 4)	17	Athlete
	KHVOSTENKO Oksana	W	20	49	LAP	11 (leg 1)	-	Athlete
	LEMESH Nina	W	-	50	41	11 (leg 3)	-	Athlete



PARTICIPATION SUMMARY BY NOC RÉCAPITULATIF DES PARTICIPATIONS PAR CNO

As of SAT 25 FEB 2006 / En date du SAM 25 FEV 2006

NOC Code	Name	Gender	Individual	Sprint	Pursuit	Relay	Mass Start	Function
	PETROVA Olena	W	29	44	DNS	11 (leg 2)	-	Athlete
	SEMERENKO Valj	W	46	-	-	-	-	Athlete
	BILANENKO Olexander	M	49	36	DNS	7 (leg 1)	-	Athlete
	DERKACH Vyacheslav	M	-	74	-	-	-	Athlete
	DERYZEMLYA Andriy	M	39	29	33	7 (leg 2)	-	Athlete
	KOROBENNIKOV Alexei	M	54	-	-	7 (leg 3)	-	Athlete
	LYSENKO Ruslan	M	18	46	43	7 (leg 4)	-	Athlete
	BILOVA Nadiia	W						Coach
	BONDARUK Roman	M						Coach
	KHOVANTSEV Anatoly	M						Coach
	KOLUPAIEV Ievgenii	M						Coach
	MUKSHYN Vasyl	M						Coach
	TYSENKO Serhiy	M						Coach
	ZOTS Mykola	M						Coach
	ZUBRILOV Roman	M						Coach
	SEMENOV Oleksandr	M						Technical Personnel
	TYMCHENKO Andrii	M						Technical Personnel
	ZAROVNYY Oleksandr	M						Technical Personnel
	IEVTUSHENKO Ievgenii	M						Physiotherapist

Men: 5
Women: 5
Officials: 12
USA - United States of America

	BARNES Lanny	W	64	-	-	15 (leg 3)	-	Athlete
	BARNES Tracy	W	57	71	-	15 (leg 2)	-	Athlete
	KONRAD Sarah	W	62	75	-	-	-	Athlete
	STEER Rachel	W	41	35	39	15 (leg 1)	-	Athlete
	TREACY Carolyn	W	-	80	-	15 (leg 4)	-	Athlete
	BAILEY Lowell	M	27	48	50	9 (leg 3)	-	Athlete
	BURKE Tim	M	58	37	38	9 (leg 2)	-	Athlete
	HAKKINEN Jay	M	10	80	-	9 (leg 1)	13	Athlete
	OLSEN Brian	M	-	-	-	-	-	Athlete
	TEELA Jeremy	M	51	62	-	9 (leg 4)	-	Athlete
	LAMB Tracy	M						Team Leader
	SHALNA Algis	M						Coach
	UPHAM James	M						Coach
	BIERMAIER Martin	M						Technical Personnel
	EISENBICHLER Bernhard	M						Technical Personnel
	EMSLANDER Andreas	M						Technical Personnel
	COBB Max	M						Referee
	CARRABRE Jim	M						Medical Officer

Men: 5
Women: 5
Officials: 8
All NOCs: Men: 111
Women: 102
Officials: 214
LEGEND

 = Sign indicates a tie for rank
 LAP Lapped

 DNF Did not finish
 M Men

 DNS Did not start
 W Women



MEDAL STANDINGS / CLASSEMENT PAR MÉDAILLES

As of SAT 25 FEB 2006 / En date du SAM 25 FEV 2006

Rank	NOC	Men				Women				Total				Rank by Total
		G	S	B	Tot	G	S	B	Tot	G	S	B	Tot	
1	GER - Germany	4		1	5	1	4	1	6	5	4	2	11	1
2	RUS - Russian Federation		1		1	2		2	4	2	1	2	5	3
3	FRA - France	1		1	2	1		1	2	2		2	4	4
4	SWE - Sweden					1	1		2	1	1		2	5
5	NOR - Norway		3	3	6					3	3		6	2
6	POL - Poland		1		1					1			1	=6
7	UKR - Ukraine							1	1			1	1	=6
	Total	5	5	5	15	5	5	5	15	10	10	10	30	

LEGEND

= Equal sign indicates that two or more NOCs share the same rank by total
 B Bronze
 S Silver
 G Gold
 Tot Total



FINAL RESULTS - COMPETITION DATA SUMMARY RÉSULTATS DÉFINITIFS - RÉSUMÉ DES DONNÉES DE COMPÉTITION

CESANA SAN SICARIO SAT 11 FEB 2006 / SAM 11 FEV 2006 START TIME / DEBUT 13:00 END TIME / FINI A 14:43

Participation

Number of Entries:	89
Did not start:	1
Did not finish:	0
Disqualified:	0
Ranked Competitors:	88

Atmospheric Conditions at the Stadium

	30 min. before Start	At Start Time	30 min. after Start	At End Time
Weather	Sky Clear	Sky Clear	Sky Clear	Sky Clear
Snow Condition	Packed	Packed	Packed	Packed
Snow Temperature	-7.2 °C	-7.1 °C	-7.2 °C	-6.0 °C
Air Temperature	-1.5 °C	0.0 °C	0.6 °C	1.0 °C
Humidity	26 %	24 %	27 %	31 %
Wind Direction/Speed	S 0.4 m/s	SE 0.9 m/s	ENE 0.8 m/s	WNW 1.9 m/s

Jury Information

IBU Technical Delegate - Chairman	BAIER Norbert	GER
IBU Assistant Technical Delegate	ROGNSTAD Johnny	NOR
Chief of Competition	PRUCKER Ubaldo	ITA
Member	AMAT Jean Pierre	FRA
Member	POPOV Alexandr	BLR

Course Information


red 4.0 km + red 4.0 km + red 4.0 km + red 4.0 km + red 4.0 km

Total Course Length:	20.000 m
Height Difference:	65 m
Max. Climb:	17 m
Total Climb:	620 m

Jury Decisions


none

IBU Technical Delegate - Chairman



BAIER Norbert (GER)

IBU Assistant Technical Delegate



ROGNSTAD Johnny (NOR)

LEGEND

ENE East-Northeast S South SE Southeast WNW West-Northwest



FINAL RESULTS / RÉSULTATS DÉFINITIFS

CESANA SAN SICARIO SAT 11 FEB 2006 / SAM 11 FEV 2006 START TIME / DEBUT 13:00 END TIME / FINI A 14:43

Rank	Bib	Name	NOC Code	Ski Time	P	S	P	S	T	Result	Behind	WC	NC
1	38	GREIS Michael	GER	53:23.0	0	1	0	0	1	54:23.0	0.0	50	150
2	57	BJOERNDALEN Ole Einar	NOR	52:39.0	1	1	0	0	2	54:39.0	+16.0	46	146
3	74	HANEVOLD Halvard	NOR	53:31.9	1	1	0	0	2	55:31.9	+1:08.9	43	143
4	28	TCHEPIKOV Sergei	RUS	54:32.7	1	0	0	0	1	55:32.7	+1:09.7	40	140
5	21	MATIASKO Marek	SVK	54:48.6	0	0	0	1	1	55:48.6	+1:25.6	37	137
6	35	ROBERT Julien	FRA	55:59.4	0	0	0	0	0	55:59.4	+1:36.4	34	134
7	54	DE LORENZI Christian	ITA	55:04.0	0	0	0	1	1	56:04.0	+1:41.0	32	132
8	22	TCHEREZOV Ivan	RUS	54:05.7	1	0	0	1	2	56:05.7	+1:42.7	30	130
9	66	PALLHUBER Wilfried	ITA	55:08.4	1	0	0	0	1	56:08.4	+1:45.4	28	128
10	31	HAKKINEN Jay	USA	53:10.9	2	0	1	0	3	56:10.9	+1:47.9	26	126
11	4	GROSS Ricco	GER	55:14.3	0	0	0	1	1	56:14.3	+1:51.3	24	124
12	8	PUURUNEN Paavo	FIN	55:38.9	1	0	0	0	1	56:38.9	+2:15.9	22	122
13	1	ROSTOVTSSEV Pavel	RUS	54:47.2	1	0	0	1	2	56:47.2	+2:24.2	20	120
14	52	SUGA Kyoji	JPN	55:57.7	1	0	0	0	1	56:57.7	+2:34.7	18	118
15	48	ANDRESEN Frode	NOR	54:10.2	1	1	1	0	3	57:10.2	+2:47.2	16	116
16	64	ECKHOFF Stian	NOR	54:11.8	2	0	0	1	3	57:11.8	+2:48.8	15	
17	63	FISCHER Sven	GER	54:14.3	1	0	1	1	3	57:14.3	+2:51.3	14	114
18	61	LYSENKO Ruslan	UKR	56:16.6	0	1	0	0	1	57:16.6	+2:53.6	13	113
19	15	BRICIS Ilmars	LAT	53:19.2	1	1	0	2	4	57:19.2	+2:56.2	12	112
20	9	POIREE Raphael	FRA	54:21.1	2	0	1	0	3	57:21.1	+2:58.1	11	111
21	19	SIKORA Tomasz	POL	54:22.1	1	1	1	0	3	57:22.1	+2:59.1	10	110
22	67	VITEK Zdenek	CZE	54:26.8	0	1	1	1	3	57:26.8	+3:03.8	9	109
23	5	BERGMAN Carl Johan	SWE	54:30.9	1	1	0	1	3	57:30.9	+3:07.9	8	108
24	6	NOVIKOV Sergei	BLR	55:02.6	0	1	0	2	3	58:02.6	+3:39.6	7	107
25	13	VUILLERMOZ Rene Laurent	ITA	54:17.9	0	1	0	3	4	58:17.9	+3:54.9	6	106
26	70	PINTER Friedrich	AUT	57:25.7	0	0	0	1	1	58:25.7	+4:02.7	5	105
27	79	BAILEY Lowell	USA	55:45.1	2	1	0	0	3	58:45.1	+4:22.1	4	104
28	58	FERRY Bjorn	SWE	54:49.0	1	2	0	1	4	58:49.0	+4:26.0	3	103
29	56	HURAJT Pavol	SVK	55:49.6	0	1	0	2	3	58:49.6	+4:26.6	2	102
30	59	DOSTAL Roman	CZE	54:53.5	1	2	0	1	4	58:53.5	+4:30.5	1	101
31	43	FOURCADE Simon	FRA	56:01.7	1	0	0	2	3	59:01.7	+4:38.7		100
32	14	TCHOUDOV Maxim	RUS	54:12.0	0	0	3	2	5	59:12.0	+4:49.0		
33	81	HOLUBEC Tomas	CZE	57:13.1	1	1	0	0	2	59:13.1	+4:50.1		98
34	2	DEFRASNE Vincent	FRA	53:16.1	3	1	0	2	6	59:16.1	+4:53.1		
35	83	EKHOLM David	SWE	57:18.2	0	1	0	1	2	59:18.2	+4:55.2		96
36	3	CLEGG Robin	CAN	57:21.5	1	0	0	1	2	59:21.5	+4:58.5		95
37	55	BERZINS Janis	LAT	57:24.3	0	2	0	0	2	59:24.3	+5:01.3		94
38	89	MATIASKO Miroslav	SVK	56:43.8	3	0	0	0	3	59:43.8	+5:20.8		93
39	47	DERYZEMLYA Andriy	UKR	56:47.2	3	0	0	0	3	59:47.2	+5:24.2		92
40	33	MARIC Janez	SLO	54:53.0	2	2	1	0	5	59:53.0	+5:30.0		91
41	20	GREDLER Ludwig	AUT	56:55.1	0	3	0	0	3	59:55.1	+5:32.1		90
42	41	ROESCH Michael	GER	53:56.6	2	0	1	3	6	59:56.6	+5:33.6		
43	46	DRATCHEV Vladimir	BLR	55:59.5	1	1	0	2	4	59:59.5	+5:36.5		88
44	68	NILSSON Mattias Jr.	SWE	55:01.1	0	2	3	0	5	1:00:01.1	+5:38.1		
45	18	SLESINGR Michal	CZE	55:03.8	1	0	2	2	5	1:00:03.8	+5:40.8		
46	86	VALIULLIN Rustam	BLR	55:04.1	2	1	0	2	5	1:00:04.1	+5:41.1		85
47	51	POKLUKAR Matjaz	SLO	57:07.6	0	1	1	1	3	1:00:07.6	+5:44.6		84
48	77	LEGUELLEC Jean Philippe	CAN	57:28.0	1	0	0	2	3	1:00:28.0	+6:05.0		83
49	32	BILANENKO Olexander	UKR	57:28.6	2	1	0	0	3	1:00:28.6	+6:05.6		82
50	24	ZHANG Chengye	CHN	53:49.1	1	4	1	1	7	1:00:49.1	+6:26.1		81
51	73	TEELA Jeremy	USA	56:03.3	1	0	1	3	5	1:01:03.3	+6:40.3		80
52	44	SIMMEN Matthias	SUI	56:04.9	2	0	0	3	5	1:01:04.9	+6:41.9		79
53	23	ZIEMIANIN Wieslaw	POL	57:16.0	2	0	1	1	4	1:01:16.0	+6:53.0		78



FINAL RESULTS / RÉSULTATS DÉFINITIFS

CESANA SAN SICARIO SAT 11 FEB 2006 / SAM 11 FEV 2006 START TIME / DEBUT 13:00 END TIME / FINI A 14:43

Rank	Bib	Name	NOC Code	Ski Time	P	S	P	S	T	Result	Behind	WC	NC
54	82	KOROBENNIKOV Alexei	UKR	57:17.8	0	2	1	1	4	1:01:17.8	+6:54.8		
55	87	LONGO Paolo	ITA	56:27.9	0	2	1	2	5	1:01:27.9	+7:04.9		
56	76	SIMOCKO Dusan	SVK	57:37.8	1	0	2	1	4	1:01:37.8	+7:14.8		
57	49	CLEMENS Tom	GBR	57:43.9	0	1	1	2	4	1:01:43.9	+7:20.9		74
58	42	BURKE Tim	USA	54:55.0	3	3	1	0	7	1:01:55.0	+7:32.0		
59	60	MESOTITSCH Daniel	AUT	56:59.7	1	3	0	1	5	1:01:59.7	+7:36.7		72
60	78	PERNER Wolfgang	AUT	57:22.5	1	2	1	1	5	1:02:22.5	+7:59.5		
61	80	BAUER Klemen	SLO	57:25.5	0	1	3	1	5	1:02:25.5	+8:02.5		70
62	25	RUDENCHYK Vitaliy	BUL	56:30.0	0	3	1	2	6	1:02:30.0	+8:07.0		69
63	45	LESSING Roland	EST	57:31.2	3	0	1	1	5	1:02:31.2	+8:08.2		68
64	7	ISA Hidenori	JPN	56:33.2	1	1	2	2	6	1:02:33.2	+8:10.2		67
65	50	LEONI David	CAN	56:37.8	0	2	3	1	6	1:02:37.8	+8:14.8		66
66	16	BLAJ Marian	ROM	56:38.8	0	3	2	1	6	1:02:38.8	+8:15.8		65
67	75	TOBRELUTS Indrek	EST	57:43.6	1	2	1	1	5	1:02:43.6	+8:20.6		64
68	65	KASAHARA Tatsumi	JPN	57:44.6	2	1	0	2	5	1:02:44.6	+8:21.6		63
69	84	LIBIETIS Kristaps	LAT	59:13.4	2	1	1	0	4	1:03:13.4	+8:50.4		62
70	71	OZBOLT Janez	SLO	58:18.5	2	2	0	1	5	1:03:18.5	+8:55.5		
71	10	BOROVIK Dimitri	EST	58:25.8	2	1	2	0	5	1:03:25.8	+9:02.8		60
72	72	SYMAN Alexandre	BLR	56:31.4	2	3	1	1	7	1:03:31.4	+9:08.4		
73	62	BODZIANA Grzegorz	POL	58:39.6	0	2	1	2	5	1:03:39.6	+9:16.6		58
74	11	CHERVYHKOV Aleksandr	KAZ	57:56.4	1	3	1	1	6	1:03:56.4	+9:33.4		57
75	88	VIKS Priit	EST	59:08.1	2	2	0	1	5	1:04:08.1	+9:45.1		
76	53	PLYWACZYK Krzysztof	POL	1:00:12.9	1	0	2	1	4	1:04:12.9	+9:49.9		
77	37	HALLENBARTER Simon	SUI	56:37.0	3	1	1	3	8	1:04:37.0	+10:14.0		54
78	34	TAGSCHERER Imre	HUN	58:11.1	1	3	1	2	7	1:05:11.1	+10:48.1		53
79	85	SAITO Shinya	JPN	57:29.4	2	2	3	1	8	1:05:29.4	+11:06.4		
80	69	PIKSONS Edgars	LAT	59:12.5	4	1	1	1	7	1:06:12.5	+11:49.5		
81	12	HERNANDO Luis Alberto	ESP	59:54.4	2	2	0	3	7	1:06:54.4	+12:31.4		50
82	39	PARK Yoon Bae	KOR	1:01:03.4	0	3	2	1	6	1:07:03.4	+12:40.4		49
83	36	MORTON Cameron	AUS	1:00:03.7	1	2	1	3	7	1:07:03.7	+12:40.7		48
84	30	COSIC Miro	BIH	1:01:32.7	1	3	1	2	7	1:08:32.7	+14:09.7		47
85	17	BELTRAME Sebastian	ARG	1:00:24.3	1	2	4	2	9	1:09:24.3	+15:01.3		46
86	27	MILENKOVIC Aleksandar	SCG	1:01:36.3	1	3	1	4	9	1:10:36.3	+16:13.3		45
87	29	ZUNIGA Marco	CHI	1:06:02.5	1	1	1	2	5	1:11:02.5	+16:39.5		44
88	40	CHRISTOFORIDIS Stavros	GRE	1:02:13.3	4	2	1	4	11	1:13:13.3	+18:50.3		43

Did not start

26	GRIBUSENCOV Mihail	MDA
----	--------------------	-----

LEGEND

NC	Nation Cup	P	Prone	S	Standing	T	Total penalties	WC	World Cup
----	------------	---	-------	---	----------	---	-----------------	----	-----------



COMPETITION ANALYSIS / ANALYSE DE LA COMPÉTITION

CESANA SAN SICARIO SAT 11 FEB 2006 / SAM 11 FEV 2006 START TIME / DEBUT 13:00 END TIME / FINI A 14:43

Rank	Bib	Name	NOC		Code		T									
		Loop 1		Loop 2		Loop 3		Loop 4		Loop 5		Result	Behind	Rk.		
		Time	Rank	Time	Rank	Time	Rank	Time	Rank	Time	Rank					
1	38	GREIS Michael	GER										1	54:23.0	0.0	1
Cumulative Time		10:49.7	+2.5	2	22:32.5	+55.8	6	33:33.4	+11.5	2	44:33.9	0.0	1	54:23.0	0.0	1
Loop Time		10:49.7	+2.5	2	11:42.8	+1:01.4	30	11:00.9	+16.3	6	11:00.5	+12.3	4	9:49.1	+6.7	5
Ski Time		10:49.7	+12.3	6	21:32.5	+20.7	3	32:33.4	+37.0	4	43:33.9	+37.3	5	53:23.0	+44.0	5
Shooting	0	37.0	+24.0	=64	1	31.0	+51.0	=38	0	37.0	+26.0	=52	0	32.0	+33.0	=49
Range Time		1:04.0	+12.0	22	1:57.4	+1:05.1	43	1:04.0	+8.1	27	56.6	+6.7	15	5:02.0	+1:04.1	7
Course Time		9:45.7	+0.5	2	9:45.4	+2.8	3	9:56.9	+14.0	7	10:03.9	+7.3	=5	9:49.1	+6.7	5
2	57	BJOERNDALEN Ole Einar	NOR										2	54:39.0	+16.0	2
Cumulative Time		11:37.4	+50.2	25	23:11.8	+1:35.1	15	33:56.4	+34.5	8	44:56.6	+22.7	2	54:39.0	+16.0	2
Loop Time		11:37.4	+50.2	25	11:34.4	+53.0	27	10:44.6	0.0	1	11:00.2	+12.0	3	9:42.4	0.0	1
Ski Time		10:37.4	0.0	1	21:11.8	0.0	1	31:56.4	0.0	1	42:56.6	0.0	1	52:39.0	0.0	1
Shooting	1	27.0	+34.0	=5	1	27.0	+55.0	=13	0	31.0	+32.0	=10	0	37.0	+28.0	=75
Range Time		1:52.2	+1:00.2	27	1:51.8	+59.5	32	56.0	+0.1	2	1:02.1	+12.2	=21	5:42.1	+1:44.2	12
Course Time		9:45.2	0.0	1	9:42.6	0.0	1	9:48.6	+5.7	4	9:58.1	+1.5	3	9:42.4	0.0	1
3	74	HANEVOLD Halvard	NOR										2	55:31.9	+1:08.9	3
Cumulative Time		11:50.7	+1:03.5	28	23:44.9	+2:08.2	28	34:40.7	+1:18.8	14	45:40.5	+1:06.6	4	55:31.9	+1:08.9	3
Loop Time		11:50.7	+1:03.5	28	11:54.2	+1:12.8	38	10:55.8	+11.2	3	10:59.8	+11.6	2	9:51.4	+9.0	6
Ski Time		10:50.7	+13.3	7	21:44.9	+33.1	10	32:40.7	+44.3	7	43:40.5	+43.9	7	53:31.9	+52.9	6
Shooting	1	35.0	+26.0	=50	1	34.0	+48.0	=59	0	36.0	+27.0	=42	0	30.0	+35.0	=37
Range Time		2:01.3	+1:09.3	41	1:59.5	+1:07.2	52	1:03.4	+7.5	23	54.7	+4.8	9	5:58.9	+2:01.0	16
Course Time		9:49.4	+4.2	4	9:54.7	+12.1	=13	9:52.4	+9.5	5	10:05.1	+8.5	7	9:51.4	+9.0	6
4	28	TCHEPIKOV Sergei	RUS										1	55:32.7	+1:09.7	4
Cumulative Time		12:11.7	+1:24.5	43	23:13.4	+1:36.7	16	34:30.7	+1:08.8	12	45:46.8	+1:12.9	6	55:32.7	+1:09.7	4
Loop Time		12:11.7	+1:24.5	43	11:01.7	+20.3	11	11:17.3	+32.7	14	11:16.1	+27.9	10	9:45.9	+3.5	2
Ski Time		11:11.7	+34.3	38	22:13.4	+1:01.6	30	33:30.7	+1:34.3	29	44:46.8	+1:50.2	25	54:32.7	+1:53.7	19
Shooting	1	36.0	+25.0	=59	0	30.0	+52.0	=30	0	36.0	+27.0	=42	0	38.0	+27.0	=77
Range Time		2:01.6	+1:09.6	=43	57.2	+4.9	16	1:03.8	+7.9	=25	1:02.1	+12.2	=21	5:04.7	+1:06.8	10
Course Time		10:10.1	+24.9	37	10:04.5	+21.9	26	10:13.5	+30.6	25	10:14.0	+17.4	15	9:45.9	+3.5	2
5	21	MATIASKO Marek	SVK										1	55:48.6	+1:25.6	5
Cumulative Time		11:09.3	+22.1	9	22:11.4	+34.7	3	33:21.9	0.0	1	45:44.9	+1:11.0	5	55:48.6	+1:25.6	5
Loop Time		11:09.3	+22.1	9	11:02.1	+20.7	12	11:10.5	+25.9	9	12:23.0	+1:34.8	34	10:03.7	+21.3	11
Ski Time		11:09.3	+31.9	35	22:11.4	+59.6	=27	33:21.9	+1:25.5	23	44:44.9	+1:48.3	24	54:48.6	+2:09.6	21
Shooting	0	31.0	+30.0	=17	0	29.0	+53.0	=23	0	33.0	+30.0	=20	1	35.0	+30.0	=67
Range Time		59.3	+7.3	15	54.5	+2.2	9	1:01.7	+5.8	16	2:01.5	+1:11.6	56	4:57.0	+59.1	5
Course Time		10:10.0	+24.8	36	10:07.6	+25.0	33	10:08.8	+25.9	22	10:21.5	+24.9	22	10:03.7	+21.3	11
6	35	ROBERT Julien	FRA										0	55:59.4	+1:36.4	6
Cumulative Time		11:08.1	+20.9	8	22:20.9	+44.2	5	33:52.4	+30.5	7	45:32.7	+58.8	3	55:59.4	+1:36.4	6
Loop Time		11:08.1	+20.9	8	11:12.8	+31.4	17	11:31.5	+46.9	27	11:40.3	+52.1	19	10:26.7	+44.3	39
Ski Time		11:08.1	+30.7	32	22:20.9	+1:09.1	36	33:52.4	+1:56.0	38	45:32.7	+2:36.1	=40	55:59.4	+3:20.4	37
Shooting	0	34.0	+27.0	=40	0	30.0	+52.0	=30	0	35.0	+28.0	=36	0	33.0	+32.0	=56
Range Time		59.0	+7.0	14	57.1	+4.8	15	1:02.6	+6.7	22	59.2	+9.3	19	3:57.9	0.0	1
Course Time		10:09.1	+23.9	=33	10:15.7	+33.1	42	10:28.9	+46.0	44	10:41.1	+44.5	47	10:26.7	+44.3	39
7	54	DE LORENZI Christian	ITA										1	56:04.0	+1:41.0	7
Cumulative Time		11:10.0	+22.8	10	22:11.6	+34.9	4	33:34.6	+12.7	4	45:51.3	+1:17.4	8	56:04.0	+1:41.0	7
Loop Time		11:10.0	+22.8	10	11:01.6	+20.2	10	11:23.0	+38.4	18	12:16.7	+1:28.5	31	10:12.7	+30.3	22
Ski Time		11:10.0	+32.6	36	22:11.6	+59.8	29	33:34.6	+1:38.2	32	44:51.3	+1:54.7	29	55:04.0	+2:25.0	29
Shooting	0	38.0	+23.0	=67	0	31.0	+51.0	=38	0	40.0	+23.0	72	1	30.0	+35.0	=37
Range Time		1:04.4	+12.4	23	55.8	+3.5	12	1:06.5	+10.6	=35	1:55.4	+1:05.5	38	5:02.1	+1:04.2	8
Course Time		10:05.6	+20.4	27	10:05.8	+23.2	28	10:16.5	+33.6	28	10:21.3	+24.7	21	10:12.7	+30.3	22



COMPETITION ANALYSIS / ANALYSE DE LA COMPÉTITION

CESANA SAN SICARIO SAT 11 FEB 2006 / SAM 11 FEV 2006 START TIME / DEBUT 13:00 END TIME / FINI A 14:43

Rank	Bib	Name	NOC		Code		T										
		Loop 1	Loop 2		Loop 3		Loop 4		Loop 5		Result	Behind	Rk.				
		Time	Rank	Time	Rank	Time	Rank	Time	Rank	Time	Rank						
8	22	TCHEREZOV Ivan	RUS								2	56:05.7	+1:42.7	8			
Cumulative Time		11:45.0	+57.8	27	22:37.3	+1:00.6	7	33:45.6	+23.7	5	45:49.3	+1:15.4	7	56:05.7	+1:42.7	8	
Loop Time		11:45.0	+57.8	27	10:52.3	+10.9	7	11:08.3	+23.7	=7	12:03.7	+1:15.5	24	10:16.4	+34.0	28	
Ski Time		10:45.0	+7.6	2	21:37.3	+25.5	6	32:45.6	+49.2	9	43:49.3	+52.7	8	54:05.7	+1:26.7	9	
Shooting	1	32.0	+29.0	=27 0	28.0	+54.0	=18 0	33.0	+30.0	=20 1	29.0	+36.0	=27	2	2:02.0	+11.0	=18
Range Time		1:58.6	+1:06.6	31	55.7	+3.4	11	1:01.9	+6.0	18	1:56.6	+1:06.7	=43	5:52.8	+1:54.9	15	
Course Time		9:46.4	+1.2	3	9:56.6	+14.0	16	10:06.4	+23.5	17	10:07.1	+10.5	9	10:16.4	+34.0	28	
50:12.9														50:12.9	+1:16.0	10	
9	66	PALLHUBER Wilfried	ITA								1	56:08.4	+1:45.4	9			
Cumulative Time		12:04.4	+1:17.2	37	23:11.4	+1:34.7	14	34:25.3	+1:03.4	10	45:59.0	+1:25.1	9	56:08.4	+1:45.4	9	
Loop Time		12:04.4	+1:17.2	37	11:07.0	+25.6	14	11:13.9	+29.3	12	11:33.7	+45.5	17	10:09.4	+27.0	17	
Ski Time		11:04.4	+27.0	23	22:11.4	+59.6	=27	33:25.3	+1:28.9	=24	44:59.0	+2:02.4	31	55:08.4	+2:29.4	31	
Shooting	1	34.0	+27.0	=40 0	31.0	+51.0	=38 0	37.0	+26.0	=52 0	32.0	+33.0	=49	1	2:14.0	+23.0	=41
Range Time		2:01.4	+1:09.4	42	58.0	+5.7	19	1:06.1	+10.2	=32	58.4	+8.5	18	5:03.9	+1:06.0	9	
Course Time		10:03.0	+17.8	22	10:09.0	+26.4	34	10:07.8	+24.9	=19	10:35.3	+38.7	38	10:09.4	+27.0	17	
51:04.5														51:04.5	+2:07.6	28	
10	31	HAKKINEN Jay	USA								3	56:10.9	+1:47.9	10			
Cumulative Time		12:48.6	+2:01.4	57	23:35.6	+1:58.9	24	35:25.0	+2:03.1	25	46:13.2	+1:39.3	11	56:10.9	+1:47.9	10	
Loop Time		12:48.6	+2:01.4	57	10:47.0	+5.6	=4	11:49.4	+1:04.8	36	10:48.2	0.0	1	9:57.7	+15.3	9	
Ski Time		10:48.6	+11.2	4	21:35.6	+23.8	4	32:25.0	+28.6	3	43:13.2	+16.6	2	53:10.9	+31.9	2	
Shooting	2	32.0	+29.0	=27 0	26.0	+56.0	=6 1	37.0	+26.0	=52 0	25.0	+40.0	=9	3	2:00.0	+9.0	=13
Range Time		2:58.6	+2:06.6	66	52.3	0.0	1	2:02.5	+1:06.6	57	51.6	+1.7	4	6:45.0	+2:47.1	20	
Course Time		9:50.0	+4.8	5	9:54.7	+12.1	=13	9:46.9	+4.0	3	9:56.6	0.0	1	9:57.7	+15.3	9	
49:25.9														49:25.9	+29.0	4	
11	4	GROSS Ricco	GER								1	56:14.3	+1:51.3	11			
Cumulative Time		11:01.4	+14.2	5	22:04.2	+27.5	2	33:34.3	+12.4	3	46:02.7	+1:28.8	10	56:14.3	+1:51.3	11	
Loop Time		11:01.4	+14.2	5	11:02.8	+21.4	13	11:30.1	+45.5	25	12:28.4	+1:40.2	36	10:11.6	+29.2	21	
Ski Time		11:01.4	+24.0	17	22:04.2	+52.4	22	33:34.3	+1:37.9	30	45:02.7	+2:06.1	32	55:14.3	+2:35.3	32	
Shooting	0	33.0	+28.0	=33 0	27.0	+55.0	=13 0	34.0	+29.0	=26 1	29.0	+36.0	=27	1	2:03.0	+12.0	=23
Range Time		57.5	+5.5	9	52.8	+0.5	=4	1:01.4	+5.5	15	1:56.1	+1:06.2	40	4:47.8	+49.9	2	
Course Time		10:03.9	+18.7	24	10:10.0	+27.4	=35	10:28.7	+45.8	43	10:32.3	+35.7	34	10:11.6	+29.2	21	
51:26.5														51:26.5	+2:29.6	32	
12	8	PUURUNEN Paavo	FIN								1	56:38.9	+2:15.9	12			
Cumulative Time		12:22.2	+1:35.0	47	23:31.4	+1:54.7	22	35:02.6	+1:40.7	22	46:27.4	+1:53.5	13	56:38.9	+2:15.9	12	
Loop Time		12:22.2	+1:35.0	47	11:09.2	+27.8	16	11:31.2	+46.6	26	11:24.8	+36.6	13	10:11.5	+29.1	20	
Ski Time		11:22.2	+44.8	53	22:31.4	+1:19.6	42	34:02.6	+2:06.2	43	45:27.4	+2:30.8	38	55:38.9	+2:59.9	33	
Shooting	1	40.0	+21.0	=71 0	30.0	+52.0	=30 0	42.0	+21.0	=75 0	30.0	+35.0	=37	1	2:22.0	+31.0	=61
Range Time		2:06.9	+1:14.9	52	59.2	+6.9	21	1:09.4	+13.5	40	56.8	+6.9	17	5:12.3	+1:14.4	11	
Course Time		10:15.3	+30.1	47	10:10.0	+27.4	=35	10:21.8	+38.9	=36	10:28.0	+31.4	29	10:11.5	+29.1	20	
51:26.6														51:26.6	+2:29.7	33	
13	1	ROSTVOTSEV Pavel	RUS								2	56:47.2	+2:24.2	13			
Cumulative Time		12:01.5	+1:14.3	34	22:56.5	+1:19.8	12	34:08.0	+46.1	9	46:39.7	+2:05.8	14	56:47.2	+2:24.2	13	
Loop Time		12:01.5	+1:14.3	34	10:55.0	+13.6	8	11:11.5	+26.9	10	12:31.7	+1:43.5	37	10:07.5	+25.1	14	
Ski Time		11:01.5	+24.1	18	21:56.5	+44.7	19	33:08.0	+1:11.6	=18	44:39.7	+1:43.1	21	54:47.2	+2:08.2	20	
Shooting	1	35.0	+26.0	=50 0	32.0	+50.0	=47 0	39.0	+24.0	=69 1	36.0	+29.0	=73	2	2:22.0	+31.0	=61
Range Time		1:59.5	+1:07.5	=33	57.7	+5.4	17	1:05.4	+9.5	30	2:04.3	+1:14.4	57	6:06.9	+2:09.0	18	
Course Time		10:02.0	+16.8	21	9:57.3	+14.7	17	10:06.1	+23.2	16	10:27.4	+30.8	28	10:07.5	+25.1	14	
50:40.3														50:40.3	+1:43.4	20	
14	52	SUGA Kyoji	JPN								1	56:57.7	+2:34.7	14			
Cumulative Time		12:10.6	+1:23.4	42	23:23.9	+1:47.2	20	34:53.2	+1:31.3	21	46:22.5	+1:48.6	12	56:57.7	+2:34.7	14	
Loop Time		12:10.6	+1:23.4	42	11:13.3	+31.9	18	11:29.3	+44.7	23	11:29.3	+41.1	14	10:35.2	+52.8	46	
Ski Time		11:10.6	+33.2	37	22:23.9	+1:12.1	39	33:53.2	+1:56.8	39	45:22.5	+2:25.9	35	55:57.7	+3:18.7	36	
Shooting	1	33.0	+28.0	=33 0	32.0	+50.0	=47 0	35.0	+28.0	=36 0	31.0	+34.0	=44	1	2:11.0	+20.0	34
Range Time		1:59.5	+1:07.5	=33	56.6	+4.3	13	1:04.3	+8.4	28	56.5	+6.6	=12	4:56.9	+59.0	4	
Course Time		10:11.1	+25.9	39	10:16.7	+34.1	44	10:25.0	+42.1	40	10:32.8	+36.2	35	10:35.2	+52.8	46	
52:00.8														52:00.8	+3:03.9	39	



COMPETITION ANALYSIS / ANALYSE DE LA COMPÉTITION

CESANA SAN SICARIO SAT 11 FEB 2006 / SAM 11 FEV 2006 START TIME / DEBUT 13:00 END TIME / FINI A 14:43

Rank	Bib	Name	NOC Code		T										
		Loop 1		Loop 2		Loop 3		Loop 4		Loop 5		Result	Behind	Rk.	
		Time	Rank	Time	Rank	Time	Rank	Time	Rank	Time	Rank				
15	48	ANDRESEN Frode	NOR		3		57:10.2	+2:47.2					15		
Cumulative Time	11:55.7	+1:08.5	29	23:47.9	+2:11.2	31	36:05.0	+2:43.1	35	47:13.1	+2:39.2	21	57:10.2	+2:47.2	15
Loop Time	11:55.7	+1:08.5	29	11:52.2	+1:10.8	34	12:17.1	+1:32.5	52	11:08.1	+19.9	7	9:57.1	+14.7	8
Ski Time	10:55.7	+18.3	11	21:47.9	+36.1	13	33:05.0	+1:08.6	15	44:13.1	+1:16.5	17	54:10.2	+1:31.2	10
Shooting	1	39.0	+22.0 =69	1	31.0	+51.0 =38	1	47.0	+16.0 =82	0	30.0	+35.0 =37	3	2:27.0	+36.0 =66
Range Time	2:05.3	+1:13.3	50	1:58.3	+1:06.0	48	2:13.3	+1:17.4	70	56.1	+6.2	11	7:13.0	+3:15.1	36
Course Time	9:50.4	+5.2	=6	9:53.9	+11.3	11	10:03.8	+20.9	12	10:12.0	+15.4	13	9:57.1	+14.7	8
16	64	ECKHOFF Stian	NOR		3		57:11.8	+2:48.8					16		
Cumulative Time	13:03.0	+2:15.8	62	23:48.9	+2:12.2	32	34:48.2	+1:26.3	19	47:03.9	+2:30.0	17	57:11.8	+2:48.8	16
Loop Time	13:03.0	+2:15.8	62	10:45.9	+4.5	3	10:59.3	+14.7	5	12:15.7	+1:27.5	29	10:07.9	+25.5	15
Ski Time	11:03.0	+25.6	=20	21:48.9	+37.1	14	32:48.2	+51.8	12	44:03.9	+1:07.3	12	54:11.8	+1:32.8	11
Shooting	2	33.0	+28.0 =33	0	29.0	+53.0 =23	0	29.0	+34.0 =5	1	35.0	+30.0 =67	3	2:06.0	+15.0 =29
Range Time	3:01.4	+2:09.4	=69	52.8	+0.5	=4	55.9	0.0	1	2:00.2	+1:10.3	50	6:50.3	+2:52.4	27
Course Time	10:01.6	+16.4	20	9:53.1	+10.5	10	10:03.4	+20.5	11	10:15.5	+18.9	17	10:07.9	+25.5	15
17	63	FISCHER Sven	GER		3		57:14.3	+2:51.3					17		
Cumulative Time	11:58.5	+1:11.3	30	22:42.1	+1:05.4	9	34:46.1	+1:24.2	16	46:54.1	+2:20.2	16	57:14.3	+2:51.3	17
Loop Time	11:58.5	+1:11.3	30	10:43.6	+2.2	2	12:04.0	+1:19.4	46	12:08.0	+1:19.8	25	10:20.2	+37.8	32
Ski Time	10:58.5	+21.1	13	21:42.1	+30.3	8	32:46.1	+49.7	10	43:54.1	+57.5	9	54:14.3	+1:35.3	13
Shooting	1	40.0	+21.0 =71	0	31.0	+51.0 =38	1	35.0	+28.0 =36	1	29.0	+36.0 =27	3	2:15.0	+24.0 =47
Range Time	2:06.2	+1:14.2	51	57.9	+5.6	18	2:01.3	+1:05.4	53	1:54.3	+1:04.4	=31	6:59.7	+3:01.8	31
Course Time	9:52.3	+7.1	9	9:45.7	+3.1	4	10:02.7	+19.8	10	10:13.7	+17.1	14	10:20.2	+37.8	32
18	61	LYSENKO Ruslan	UKR		1		57:16.6	+2:53.6					18		
Cumulative Time	11:26.0	+38.8	22	23:43.9	+2:07.2	27	35:13.9	+1:52.0	24	46:44.4	+2:10.5	15	57:16.6	+2:53.6	18
Loop Time	11:26.0	+38.8	22	12:17.9	+1:36.5	48	11:30.0	+45.4	24	11:30.5	+42.3	15	10:32.2	+49.8	=42
Ski Time	11:26.0	+48.6	61	22:43.9	+1:32.1	53	34:13.9	+2:17.5	45	45:44.4	+2:47.8	43	56:16.6	+3:37.6	42
Shooting	0	35.0	+26.0 =50	1	28.0	+54.0 =18	0	39.0	+24.0 =69	0	30.0	+35.0 =37	1	2:12.0	+21.0 =35
Range Time	1:00.4	+8.4	18	1:57.2	+1:04.9	42	1:06.0	+10.1	31	56.5	+6.6	=12	5:00.1	+1:02.2	6
Course Time	10:25.6	+40.4	64	10:20.7	+38.1	52	10:24.0	+41.1	39	10:34.0	+37.4	36	10:32.2	+49.8	=42
19	15	BRICIS Ilmars	LAT		4		57:19.2	+2:56.2					19		
Cumulative Time	12:00.7	+1:13.5	32	23:46.0	+2:09.3	29	34:35.0	+1:13.1	13	47:32.6	+2:58.7	23	57:19.2	+2:56.2	19
Loop Time	12:00.7	+1:13.5	32	11:45.3	+1:03.9	32	10:49.0	+4.4	2	12:57.6	+2:09.4	=54	9:46.6	+4.2	3
Ski Time	11:00.7	+23.3	15	21:46.0	+34.2	12	32:35.0	+38.6	5	43:32.6	+36.0	4	53:19.2	+40.2	4
Shooting	1	34.0	+27.0 =40	1	32.0	+50.0 =47	0	39.0	+24.0 =69	2	33.0	+32.0 =56	4	2:18.0	+27.0 =54
Range Time	2:01.6	+1:09.6	=43	1:58.2	+1:05.9	47	1:06.1	+10.2	=32	2:59.6	+2:09.7	68	8:05.5	+4:07.6	42
Course Time	9:59.1	+13.9	18	9:47.1	+4.5	5	9:42.9	0.0	1	9:58.0	+1.4	2	9:46.6	+4.2	3
20	9	POIREE Raphael	FRA		3		57:21.1	+2:58.1					20		
Cumulative Time	13:06.2	+2:19.0	64	23:53.2	+2:16.5	34	36:04.6	+2:42.7	34	47:12.6	+2:38.7	20	57:21.1	+2:58.1	20
Loop Time	13:06.2	+2:19.0	64	10:47.0	+5.6	=4	12:11.4	+1:26.8	49	11:08.0	+19.8	6	10:08.5	+26.1	16
Ski Time	11:06.2	+28.8	26	21:53.2	+41.4	16	33:04.6	+1:08.2	14	44:12.6	+1:16.0	16	54:21.1	+1:42.1	15
Shooting	2	40.0	+21.0 =71	0	33.0	+49.0 =51	1	37.0	+26.0 =52	0	24.0	+41.0 =6	3	2:14.0	+23.0 =41
Range Time	3:07.4	+2:15.4	78	59.7	+7.4	22	2:04.7	+1:08.8	61	50.5	+0.6	2	7:02.3	+3:04.4	32
Course Time	9:58.8	+13.6	=16	9:47.3	+4.7	6	10:06.7	+23.8	18	10:17.5	+20.9	19	10:08.5	+26.1	16
21	19	SIKORA Tomasz	POL		3		57:22.1	+2:59.1					21		
Cumulative Time	12:05.5	+1:18.3	38	23:58.2	+2:21.5	36	36:05.3	+2:43.4	36	47:08.7	+2:34.8	19	57:22.1	+2:59.1	21
Loop Time	12:05.5	+1:18.3	38	11:52.7	+1:11.3	36	12:07.1	+1:22.5	48	11:03.4	+15.2	5	10:13.4	+31.0	23
Ski Time	11:05.5	+28.1	25	21:58.2	+46.4	20	33:05.3	+1:08.9	16	44:08.7	+1:12.1	=14	54:22.1	+1:43.1	16
Shooting	1	32.0	+29.0 =27	1	29.0	+53.0 =23	1	33.0	+30.0 =20	0	27.0	+38.0 =18	3	2:01.0	+10.0 =15
Range Time	1:59.8	+1:07.8	=35	1:56.9	+1:04.6	40	2:01.5	+1:05.6	55	53.7	+3.8	7	6:51.9	+2:54.0	29
Course Time	10:05.7	+20.5	28	9:55.8	+13.2	15	10:05.6	+22.7	14	10:09.7	+13.1	10	10:13.4	+31.0	23



COMPETITION ANALYSIS / ANALYSE DE LA COMPÉTITION

CESANA SAN SICARIO SAT 11 FEB 2006 / SAM 11 FEV 2006 START TIME / DEBUT 13:00 END TIME / FINI A 14:43

Rank	Bib	Name	NOC		Code		T													
		Loop 1		Loop 2		Loop 3		Loop 4		Loop 5		Result		Behind		Rk.				
		Time	Rank	Time	Rank	Time	Rank	Time	Rank	Time	Rank									
22	67	VITEK Zdenek	CZE										3	57:26.8	+3:03.8	22				
Cumulative Time	10:57.7	+10.5	4	22:45.7	+1:09.0	10	34:46.3	+1:24.4	17	47:08.3	+2:34.4	18	57:26.8		+3:03.8	22				
Loop Time	10:57.7	+10.5	4	11:48.0	+1:06.6	33	12:00.6	+1:16.0	43	12:22.0	+1:33.8	33	10:18.5	+36.1	31					
Ski Time	10:57.7	+20.3	12	21:45.7	+33.9	11	32:46.3	+49.9	11	44:08.3	+1:11.7	13	54:26.8		+1:47.8	17				
Shooting	0	27.0	+34.0 =5	1	30.0	+52.0 =30	1	31.0	+32.0 =10	1	32.0	+33.0 =49	3	2:00.0	+9.0	=13				
Range Time	54.1	+2.1	4	1:55.8	+1:03.5	35	1:58.3	+1:02.4	46	1:59.1	+1:09.2	47	6:47.3		+2:49.4	23				
Course Time	10:03.6	+18.4	23	9:52.2	+9.6	8	10:02.3	+19.4	9	10:22.9	+26.3	25	10:18.5	+36.1	31	50:39.5		+1:42.6	19	
23	5	BERGMAN Carl Johan	SWE										3	57:30.9	+3:07.9	23				
Cumulative Time	11:58.8	+1:11.6	31	23:51.4	+2:14.7	33	35:10.0	+1:48.1	23	47:26.2	+2:52.3	22	57:30.9		+3:07.9	23				
Loop Time	11:58.8	+1:11.6	31	11:52.6	+1:11.2	35	11:18.6	+34.0	17	12:16.2	+1:28.0	30	10:04.7	+22.3	12					
Ski Time	10:58.8	+21.4	14	21:51.4	+39.6	15	33:10.0	+1:13.6	20	44:26.2	+1:29.6	18	54:30.9		+1:51.9	18				
Shooting	1	32.0	+29.0 =27	1	26.0	+56.0 =6	0	34.0	+29.0 =26	1	29.0	+36.0 =27	3	2:01.0	+10.0	=15				
Range Time	1:57.5	+1:05.5	29	1:51.6	+59.3	31	1:00.9	+5.0 =12		1:55.5	+1:05.6	39	6:45.5		+2:47.6	21				
Course Time	10:01.3	+16.1	19	10:01.0	+18.4	20	10:17.7	+34.8	29	10:20.7	+24.1	20	10:04.7	+22.3	12	50:45.4		+1:48.5	21	
24	6	NOVIKOV Sergei	BLR										3	58:02.6	+3:39.6	24				
Cumulative Time	11:04.6	+17.4	6	23:10.2	+1:33.5	13	34:26.1	+1:04.2	11	47:51.9	+3:18.0	25	58:02.6		+3:39.6	24				
Loop Time	11:04.6	+17.4	6	12:05.6	+1:24.2	41	11:15.9	+31.3	13	13:25.8	+2:37.6	62	10:10.7	+28.3	19					
Ski Time	11:04.6	+27.2	24	22:10.2	+58.4	24	33:26.1	+1:29.7	26	44:51.9	+1:55.3	30	55:02.6		+2:23.6	27				
Shooting	0	31.0	+30.0 =17	1	33.0	+49.0 =51	0	34.0	+29.0 =26	2	35.0	+30.0 =67	3	2:13.0	+22.0	=37				
Range Time	57.8	+5.8	11	1:58.6	+1:06.3	50	1:00.6	+4.7 =10		3:01.4	+2:11.5	70	6:58.4		+3:00.5	30				
Course Time	10:06.8	+21.6	=30	10:07.0	+24.4	30	10:15.3	+32.4	26	10:24.4	+27.8	27	10:10.7	+28.3	19	51:04.2		+2:07.3	27	
25	13	VUILLERMOZ Rene Laurent	ITA										4	58:17.9	+3:54.9	25				
Cumulative Time	10:47.2	0.0	1	22:41.2	+1:04.5	8	33:49.5	+27.6	6	48:03.7	+3:29.8	26	58:17.9		+3:54.9	25				
Loop Time	10:47.2	0.0	1	11:54.0	+1:12.6	37	11:08.3	+23.7 =7		14:14.2	+3:26.0	78	10:14.2	+31.8	24					
Ski Time	10:47.2	+9.8	3	21:41.2	+29.4	7	32:49.5	+53.1	13	44:03.7	+1:07.1	11	54:17.9		+1:38.9	14				
Shooting	0	28.0	+33.0 =8	1	30.0	+52.0 =30	0	34.0	+29.0 =26	3	33.0	+32.0 =56	4	2:05.0	+14.0	28				
Range Time	53.9	+1.9	3	1:56.2	+1:03.9	37	1:00.5	+4.6	9	3:59.6	+3:09.7	82	7:50.2		+3:52.3	=40				
Course Time	9:53.3	+8.1	10	9:57.8	+15.2	18	10:07.8	+24.9 =19		10:14.6	+18.0	16	10:14.2	+31.8	24	50:27.7		+1:30.8	15	
26	70	PINTER Friedrich	AUT										1	58:25.7	+4:02.7	26				
Cumulative Time	11:16.6	+29.4	15	22:48.4	+1:11.7	11	34:41.3	+1:19.4	15	47:38.0	+3:04.1	24	58:25.7		+4:02.7	26				
Loop Time	11:16.6	+29.4	15	11:31.8	+50.4	26	11:52.9	+1:08.3	39	12:56.7	+2:08.5	52	10:47.7	+1:05.3	63					
Ski Time	11:16.6	+39.2	47	22:48.4	+1:36.6	58	34:41.3	+2:44.9 =62		46:38.0	+3:41.4	62	57:25.7		+4:46.7	63				
Shooting	0	31.0	+30.0 =17	0	28.0	+54.0 =18	0	31.0	+32.0 =10	1	28.0	+37.0 =23	1	1:58.0	+7.0	=10				
Range Time	58.7	+6.7	13	56.7	+4.4	14	58.3	+2.4	4	1:56.6	+1:06.7	=43	4:50.3		+52.4	3				
Course Time	10:17.9	+32.7	50	10:35.1	+52.5	70	10:54.6	+1:11.7	72	11:00.1	+1:03.5	69	10:47.7	+1:05.3	63	53:35.4		+4:38.5	67	
27	79	BAILEY Lowell	USA										3	58:45.1	+4:22.1	27				
Cumulative Time	13:24.2	+2:37.0 =70		25:33.2	+3:56.5	56	36:57.8	+3:35.9	46	48:22.3	+3:48.4	28	58:45.1		+4:22.1	27				
Loop Time	13:24.2	+2:37.0 =70		12:09.0	+1:27.6	44	11:24.6	+40.0	22	11:24.5	+36.3	12	10:22.8	+40.4	35					
Ski Time	11:24.2	+46.8 =56		22:33.2	+1:21.4	44	33:57.8	+2:01.4	41	45:22.3	+2:25.7	34	55:45.1		+3:06.1	34				
Shooting	2	34.0	+27.0 =40	1	28.0	+54.0 =18	0	33.0	+30.0 =20	0	27.0	+38.0 =18	3	2:02.0	+11.0	=18				
Range Time	3:02.2	+2:10.2	71	1:55.9	+1:03.6	36	1:00.9	+5.0 =12		52.6	+2.7	5	6:51.6		+2:53.7	28				
Course Time	10:22.0	+36.8 =58		10:13.1	+30.5	40	10:23.7	+40.8	38	10:31.9	+35.3	32	10:22.8	+40.4	35	51:53.5		+2:56.6	36	
28	58	FERRY Bjorn	SWE										4	58:49.0	+4:26.0	28				
Cumulative Time	12:00.9	+1:13.7	33	24:55.7	+3:19.0	50	36:07.9	+2:46.0	37	48:34.7	+4:00.8	31	58:49.0		+4:26.0	28				
Loop Time	12:00.9	+1:13.7	33	12:54.8	+2:13.4	57	11:12.2	+27.6	11	12:26.8	+1:38.6	35	10:14.3	+31.9	25					
Ski Time	11:00.9	+23.5	16	21:55.7	+43.9	17	33:07.9	+1:11.5	17	44:34.7	+1:38.1	20	54:49.0		+2:10.0	22				
Shooting	1	51.0	+10.0	87	2	20.0	+1:02.0	2	0	34.0	+29.0 =26	1	28.0	+37.0 =23	4	2:13.0	+22.0	=37		
Range Time	2:02.1	+1:10.1	=47		2:52.5	+2:00.2	61	1:01.0	+5.1	14	1:54.6	+1:04.7	33	7:50.2		+3:52.3	=40			
Course Time	9:58.8	+13.6	=16		10:02.3	+19.7	21	10:11.2	+28.3	23	10:32.2	+35.6	33	10:14.3	+31.9	25	50:58.8		+2:01.9	24



COMPETITION ANALYSIS / ANALYSE DE LA COMPÉTITION

CESANA SAN SICARIO SAT 11 FEB 2006 / SAM 11 FEV 2006 START TIME / DEBUT 13:00 END TIME / FINI A 14:43

Rank	Bib	Name	NOC		Code		T											
		Loop 1		Loop 2		Loop 3		Loop 4		Loop 5		Result	Behind	Rk.				
		Time	Rank	Time	Rank	Time	Rank	Time	Rank	Time	Rank							
29	56	HURAJT Pavol	SVK										3	58:49.6	+4:26.6	29		
Cumulative Time	11:13.5	+26.3	12	23:17.2	+1:40.5	18	34:49.2	+1:27.3	20	48:24.4	+3:50.5	30	58:49.6	+4:26.6	29			
Loop Time	11:13.5	+26.3	12	12:03.7	+1:22.3	40	11:32.0	+47.4	28	13:35.2	+2:47.0	68	10:25.2	+42.8	38			
Ski Time	11:13.5	+36.1	=41	22:17.2	+1:05.4	32	33:49.2	+1:52.8	36	45:24.4	+2:27.8	36	55:49.6	+3:10.6	35			
Shooting	0	27.0	+34.0	=5	1	29.0	+53.0	=23	0	32.0	+31.0	=15	2	33.0	+32.0	=56		
Range Time	53.5	+1.5	2	1:56.4	+1:04.1	38	59.9	+4.0	8	3:00.1	+2:10.2	69	6:49.9	+2:52.0	26			
Course Time	10:20.0	+34.8	54	10:07.3	+24.7	31	10:32.1	+49.2	48	10:35.1	+38.5	37	10:25.2	+42.8	38	51:59.7	+3:02.8	38
30	59	DOSTAL Roman	CZE										4	58:53.5	+4:30.5	30		
Cumulative Time	12:07.5	+1:20.3	41	25:11.3	+3:34.6	54	36:34.4	+3:12.5	43	48:47.0	+4:13.1	34	58:53.5	+4:30.5	30			
Loop Time	12:07.5	+1:20.3	41	13:03.8	+2:22.4	60	11:23.1	+38.5	19	12:12.6	+1:24.4	27	10:06.5	+24.1	13			
Ski Time	11:07.5	+30.1	=30	22:11.3	+59.5	26	33:34.4	+1:38.0	31	44:47.0	+1:50.4	26	54:53.5	+2:14.5	24			
Shooting	1	33.0	+28.0	=33	2	26.0	+56.0	=6	0	36.0	+27.0	=42	1	23.0	+42.0	=3		
Range Time	2:00.3	+1:08.3	38	2:51.8	+1:59.5	59	1:03.7	+7.8	24	1:48.8	+58.9	26	7:44.6	+3:46.7	38			
Course Time	10:07.2	+22.0	32	10:12.0	+29.4	37	10:19.4	+36.5	31	10:23.8	+27.2	26	10:06.5	+24.1	13	51:08.9	+2:12.0	30
31	43	FOURCADE Simon	FRA										3	59:01.7	+4:38.7	31		
Cumulative Time	12:02.4	+1:15.2	35	23:29.2	+1:52.5	21	34:47.3	+1:25.4	18	48:17.7	+3:43.8	27	59:01.7	+4:38.7	31			
Loop Time	12:02.4	+1:15.2	35	11:26.8	+45.4	23	11:18.1	+33.5	=15	13:30.4	+2:42.2	=64	10:44.0	+1:01.6	57			
Ski Time	11:02.4	+25.0	19	22:29.2	+1:17.4	40	33:47.3	+1:50.9	35	45:17.7	+2:21.1	33	56:01.7	+3:22.7	39			
Shooting	1	33.0	+28.0	=33	0	48.0	+34.0	85	0	31.0	+32.0	=10	2	27.0	+38.0	=18		
Range Time	1:58.0	+1:06.0	30	1:13.6	+21.3	29	57.1	+1.2	3	2:54.5	+2:04.6	62	7:03.2	+3:05.3	34			
Course Time	10:04.4	+19.2	=25	10:13.2	+30.6	41	10:21.0	+38.1	=34	10:35.9	+39.3	39	10:44.0	+1:01.6	57	51:58.5	+3:01.6	37
32	14	TCHOUDOV Maxim	RUS										5	59:12.0	+4:49.0	32		
Cumulative Time	10:55.3	+8.1	3	21:36.7	0.0	1	35:39.9	+2:18.0	28	49:08.7	+4:34.8	36	59:12.0	+4:49.0	32			
Loop Time	10:55.3	+8.1	3	10:41.4	0.0	1	14:03.2	+3:18.6	78	13:28.8	+2:40.6	63	10:03.3	+20.9	10			
Ski Time	10:55.3	+17.9	=9	21:36.7	+24.9	5	32:39.9	+43.5	6	44:08.7	+1:12.1	=14	54:12.0	+1:33.0	12			
Shooting	0	39.0	+22.0	=69	0	33.0	+49.0	=51	3	49.0	+14.0	=84	2	53.0	+12.0	87		
Range Time	1:04.9	+12.9	24	58.5	+6.2	20	4:16.9	+3:21.0	87	3:18.6	+2:28.7	77	9:38.9	+5:41.0	=66			
Course Time	9:50.4	+5.2	=6	9:42.9	+0.3	2	9:46.3	+3.4	2	10:10.2	+13.6	11	10:03.3	+20.9	10	49:33.1	+36.2	6
33	81	HOLUBEC Tomas	CZE										2	59:13.1	+4:50.1	33		
Cumulative Time	12:29.7	+1:42.5	50	24:45.9	+3:09.2	47	36:32.0	+3:10.1	42	48:44.3	+4:10.4	33	59:13.1	+4:50.1	33			
Loop Time	12:29.7	+1:42.5	50	12:16.2	+1:34.8	46	11:46.1	+1:01.5	31	12:12.3	+1:24.1	26	10:28.8	+46.4	40			
Ski Time	11:29.7	+52.3	65	22:45.9	+1:34.1	55	34:32.0	+2:35.6	54	46:44.3	+3:47.7	66	57:13.1	+4:34.1	55			
Shooting	1	41.0	+20.0	=77	1	35.0	+47.0	=64	0	50.0	+13.0	86	0	1:06.0	+1.0	2		
Range Time	2:09.1	+1:17.1	56	2:03.2	+1:10.9	55	1:19.6	+23.7	43	1:33.1	+43.2	25	7:05.0	+3:07.1	35			
Course Time	10:20.6	+35.4	56	10:13.0	+30.4	39	10:26.5	+43.6	42	10:39.2	+42.6	41	10:28.8	+46.4	40	52:08.1	+3:11.2	42
34	2	DEFRASNE Vincent	FRA										6	59:16.1	+4:53.1	34		
Cumulative Time	13:48.9	+3:01.7	79	25:27.4	+3:50.7	55	36:24.5	+3:02.6	39	49:20.0	+4:46.1	40	59:16.1	+4:53.1	34			
Loop Time	13:48.9	+3:01.7	79	11:38.5	+57.1	29	10:57.1	+12.5	4	12:55.5	+2:07.3	50	9:56.1	+13.7	7			
Ski Time	10:48.9	+11.5	5	21:27.4	+15.6	2	32:24.5	+28.1	2	43:20.0	+23.4	3	53:16.1	+37.1	3			
Shooting	3	32.0	+29.0	=27	1	26.0	+56.0	=6	0	34.0	+29.0	=26	2	25.0	+40.0	=9		
Range Time	3:57.8	+3:05.8	81	1:50.6	+58.3	30	1:00.6	+4.7	=10	2:49.9	+2:00.0	60	9:38.9	+5:41.0	=66			
Course Time	9:51.1	+5.9	8	9:47.9	+5.3	7	9:56.5	+13.6	6	10:05.6	+9.0	8	9:56.1	+13.7	7	49:37.2	+40.3	7
35	83	EKHOLM David	SWE										2	59:18.2	+4:55.2	35		
Cumulative Time	11:27.4	+40.2	23	23:46.5	+2:09.8	30	35:34.9	+2:13.0	26	48:23.5	+3:49.6	29	59:18.2	+4:55.2	35			
Loop Time	11:27.4	+40.2	23	12:19.1	+1:37.7	49	11:48.4	+1:03.8	35	12:48.6	+2:00.4	44	10:54.7	+1:12.3	69			
Ski Time	11:27.4	+50.0	62	22:46.5	+1:34.7	56	34:34.9	+2:38.5	56	46:23.5	+3:26.9	58	57:18.2	+4:39.2	58			
Shooting	0	29.0	+32.0	=11	1	27.0	+55.0	=13	0	38.0	+25.0	=59	1	29.0	+36.0	=27		
Range Time	56.6	+4.6	6	1:53.2	+1:00.9	34	1:04.8	+8.9	29	1:54.3	+1:04.4	=31	5:48.9	+1:51.0	14			
Course Time	10:30.8	+45.6	69	10:25.9	+43.3	59	10:43.6	+1:00.7	60	10:54.3	+57.7	61	10:54.7	+1:12.3	69	53:29.3	+4:32.4	64



COMPETITION ANALYSIS / ANALYSE DE LA COMPÉTITION

CESANA SAN SICARIO SAT 11 FEB 2006 / SAM 11 FEV 2006 START TIME / DEBUT 13:00 END TIME / FINI A 14:43

Rank	Bib	Name	NOC Code		T								
		Loop 1	Loop 2	Loop 3	Loop 4	Loop 5	Result	Behind	Rk.				
		Time	Rank	Time	Rank	Time	Rank	Time	Rank				
36	3	CLEGG Robin	CAN		2		59:21.5	+4:58.5	36				
Cumulative Time		12:28.8 +1:41.6	49	23:56.4 +2:19.7	35	35:54.2 +2:32.3	32	48:51.8 +4:17.9	35	59:21.5 +4:58.5	36		
Loop Time		12:28.8 +1:41.6	49	11:27.6 +46.2	24	11:57.8 +1:13.2	41	12:57.6 +2:09.4	=54	10:29.7 +47.3	41		
Ski Time		11:28.8 +51.4	64	22:56.4 +1:44.6	66	34:54.2 +2:57.8	67	46:51.8 +3:55.2	69		57:21.5 +4:42.5	59	
Shooting	1	28.0 +33.0 =8 0		25.0 +57.0 =3 0		26.0 +37.0 3 1		32.0 +33.0 =49		2	1:51.0 0.0 =1		
Range Time		1:56.8 +1:04.8	28	53.9 +1.6	6	59.8 +3.9	7	1:58.0 +1:08.1	46		5:48.5 +1:50.6	13	
Course Time		10:32.0 +46.8	71	10:33.7 +51.1	68	10:58.0 +1:15.1	75	10:59.6 +1:03.0	67	10:29.7 +47.3	41	53:33.0 +4:36.1	66
37	55	BERZINS Janis	LAT		2		59:24.3	+5:01.3	37				
Cumulative Time		11:28.0 +40.8	24	24:52.2 +3:15.5	49	36:42.2 +3:20.3	44	48:38.6 +4:04.7	32	59:24.3 +5:01.3	37		
Loop Time		11:28.0 +40.8	24	13:24.2 +2:42.8	65	11:50.0 +1:05.4	37	11:56.4 +1:08.2	23	10:45.7 +1:03.3	61		
Ski Time		11:28.0 +50.6	63	22:52.2 +1:40.4	=62	34:42.2 +2:45.8	64	46:38.6 +3:42.0	63		57:24.3 +4:45.3	61	
Shooting	0	35.0 +26.0 =50 2		33.0 +49.0 =51 0		36.0 +27.0 =42 0		29.0 +36.0 =27		2	2:13.0 +22.0 =37		
Range Time		1:03.2 +11.2 =20		2:58.6 +2:06.3	66	1:06.5 +10.6 =35		56.5 +6.6 =12			6:04.8 +2:06.9	17	
Course Time		10:24.8 +39.6	62	10:25.6 +43.0	56	10:43.5 +1:00.6	59	10:59.9 +1:03.3	68	10:45.7 +1:03.3	61	53:19.5 +4:22.6	59
38	89	MATIASKO Miroslav	SVK		3		59:43.8	+5:20.8	38				
Cumulative Time		14:32.7 +3:45.5	86	25:51.6 +4:14.9	61	37:38.2 +4:16.3	52	49:20.7 +4:46.8	41	59:43.8 +5:20.8	38		
Loop Time		14:32.7 +3:45.5	86	11:18.9 +37.5	20	11:46.6 +1:02.0	32	11:42.5 +54.3	20	10:23.1 +40.7	36		
Ski Time		11:32.7 +55.3	71	22:51.6 +1:39.8	60	34:38.2 +2:41.8	60	46:20.7 +3:24.1	56		56:43.8 +4:04.8	50	
Shooting	3	45.0 +16.0 82 0		32.0 +50.0 =47 0		45.0 +18.0 =80 0		30.0 +35.0 =37		3	2:32.0 +41.0 =75		
Range Time		4:10.2 +3:18.2	85	1:00.9 +8.6	23	1:11.0 +15.1	41	56.7 +6.8	16		7:18.8 +3:20.9	37	
Course Time		10:22.5 +37.3	60	10:18.0 +35.4	46	10:35.6 +52.7	51	10:45.8 +49.2	51	10:23.1 +40.7	36	52:25.0 +3:28.1	47
39	47	DERYZEMLYA Andriy	UKR		3		59:47.2	+5:24.2	39				
Cumulative Time		14:08.9 +3:21.7	82	25:52.2 +4:15.5	62	37:40.1 +4:18.2	53	49:13.2 +4:39.3	38	59:47.2 +5:24.2	39		
Loop Time		14:08.9 +3:21.7	82	11:43.3 +1:01.9	31	11:47.9 +1:03.3	34	11:33.1 +44.9	16	10:34.0 +51.6	45		
Ski Time		11:08.9 +31.5	34	22:52.2 +1:40.4	=62	34:40.1 +2:43.7	61	46:13.2 +3:16.6	52		56:47.2 +4:08.2	51	
Shooting	3	36.0 +25.0 =59 0		26.0 +56.0 =6 0		36.0 +27.0 =42 0		24.0 +41.0 =6		3	2:02.0 +11.0 =18		
Range Time		3:59.8 +3:07.8	83	52.5 +0.2	3	1:02.1 +6.2	19	49.9 0.0	1		6:44.3 +2:46.4	19	
Course Time		10:09.1 +23.9 =33		10:50.8 +1:08.2	78	10:45.8 +1:02.9	62	10:43.2 +46.6	48	10:34.0 +51.6	45	53:02.9 +4:06.0	56
40	33	MARIC Janez	SLO		5		59:53.0	+5:30.0	40				
Cumulative Time		13:04.2 +2:17.0	63	26:19.6 +4:42.9	67	38:20.6 +4:58.7	58	49:31.1 +4:57.2	44	59:53.0 +5:30.0	40		
Loop Time		13:04.2 +2:17.0	63	13:15.4 +2:34.0	=61	12:01.0 +1:16.4	45	11:10.5 +22.3	8	10:21.9 +39.5	33		
Ski Time		11:04.2 +26.8	22	22:19.6 +1:07.8	35	33:20.6 +1:24.2	21	44:31.1 +1:34.5	19		54:53.0 +2:14.0	23	
Shooting	2	38.0 +23.0 =67 2		43.0 +39.0 83 1		33.0 +30.0 =20 0		34.0 +31.0 =63		5	2:28.0 +37.0 =68		
Range Time		3:06.3 +2:14.3	76	3:11.0 +2:18.7	72	2:00.6 +1:04.7	51	59.5 +9.6	20		9:17.4 +5:19.5	61	
Course Time		9:57.9 +12.7	14	10:04.4 +21.8	25	10:00.4 +17.5	8	10:11.0 +14.4	12	10:21.9 +39.5	33	50:35.6 +1:38.7	18
41	20	GREDLER Ludwig	AUT		3		59:55.1	+5:32.1	41				
Cumulative Time		11:23.4 +36.2	20	25:53.7 +4:17.0	63	37:35.3 +4:13.4	51	49:10.5 +4:36.6	37	59:55.1 +5:32.1	41		
Loop Time		11:23.4 +36.2	20	14:30.3 +3:48.9	80	11:41.6 +57.0	29	11:35.2 +47.0	18	10:44.6 +1:02.2	58		
Ski Time		11:23.4 +46.0	55	22:53.7 +1:41.9	64	34:35.3 +2:38.9	57	46:10.5 +3:13.9	50		56:55.1 +4:16.1	52	
Shooting	0	33.0 +28.0 =33 3		37.0 +45.0 =73 0		37.0 +26.0 =52 0		29.0 +36.0 =27		3	2:16.0 +25.0 =49		
Range Time		59.5 +7.5	17	4:04.5 +3:12.2	82	1:03.8 +7.9 =25		54.9 +5.0	10		7:02.7 +3:04.8	33	
Course Time		10:23.9 +38.7	61	10:25.8 +43.2	58	10:37.8 +54.9	54	10:40.3 +43.7	45	10:44.6 +1:02.2	58	52:52.4 +3:55.5	54
42	41	ROESCH Michael	GER		6		59:56.6	+5:33.6	42				
Cumulative Time		12:54.4 +2:07.2	58	23:43.1 +2:06.4	26	35:43.9 +2:22.0	29	49:39.4 +5:05.5	45	59:56.6 +5:33.6	42		
Loop Time		12:54.4 +2:07.2	58	10:48.7 +7.3	6	12:00.8 +1:16.2	44	13:55.5 +3:07.3	75	10:17.2 +34.8	29		
Ski Time		10:54.4 +17.0	8	21:43.1 +31.3	9	32:43.9 +47.5	8	43:39.4 +42.8	6		53:56.6 +1:17.6	8	
Shooting	2	31.0 +30.0 =17 0		29.0 +53.0 =23 1		27.0 +36.0 4 3		26.0 +39.0 =14		6	1:53.0 +2.0 =3		
Range Time		2:57.3 +2:05.3	65	54.1 +1.8 =7		1:55.0 +59.1	44	3:51.6 +3:01.7	80		9:38.0 +5:40.1	65	
Course Time		9:57.1 +11.9	13	9:54.6 +12.0	12	10:05.8 +22.9	15	10:03.9 +7.3 =5		10:17.2 +34.8	29	50:18.6 +1:21.7	12



COMPETITION ANALYSIS / ANALYSE DE LA COMPÉTITION

CESANA SAN SICARIO SAT 11 FEB 2006 / SAM 11 FEV 2006 START TIME / DEBUT 13:00 END TIME / FINI A 14:43

Rank	Bib	Name	NOC Code		T											
Loop 1		Loop 2		Loop 3		Loop 4		Loop 5		Result	Behind	Rk.				
Time Rank		Time Rank		Time Rank		Time Rank		Time Rank								
43	46	DRATCHEV Vladimir	BLR								4	59:59.5	+5:36.5	43		
Cumulative Time	12:13.1	+1:25.9	44	24:21.7	+2:45.0	42	35:39.8	+2:17.9	27	49:26.7	+4:52.8	43	59:59.5	+5:36.5	43	
Loop Time	12:13.1	+1:25.9	44	12:08.6	+1:27.2	43	11:18.1	+33.5	=15	13:46.9	+2:58.7	71	10:32.8	+50.4	44	
Ski Time	11:13.1	+35.7	39	22:21.7	+1:09.9	37	33:39.8	+1:43.4	33	45:26.7	+2:30.1	37	55:59.5	+3:20.5	38	
Shooting	1	35.0	+26.0	=50	1	40.0	+42.0	=78	0	35.0	+28.0	=36	2	52.0	+13.0	=85
Range Time	2:00.7	+1:08.7	39	2:05.7	+1:13.4	57	1:02.3	+6.4	20	3:16.9	+2:27.0	76	8:25.6	+4:27.7	47	
Course Time	10:12.4	+27.2	41	10:02.9	+20.3	22	10:15.8	+32.9	27	10:30.0	+33.4	30	10:32.8	+50.4	44	
44	68	NILSSON Mattias Jr.	SWE								5	1:00:01.1	+5:38.1	44		
Cumulative Time	11:07.5	+20.3	7	24:07.0	+2:30.3	39	38:28.6	+5:06.7	61	49:50.7	+5:16.8	49	1:00:01.1	+5:38.1	44	
Loop Time	11:07.5	+20.3	7	12:59.5	+2:18.1	59	14:21.6	+3:37.0	82	11:22.1	+33.9	11	10:10.4	+28.0	18	
Ski Time	11:07.5	+30.1	=30	22:07.0	+55.2	23	33:28.6	+1:32.2	27	44:50.7	+1:54.1	28	55:01.1	+2:22.1	26	
Shooting	0	30.0	+31.0	=15	2	25.0	+57.0	=3	3	32.0	+31.0	=15	0	24.0	+41.0	=6
Range Time	57.0	+5.0	7	2:52.0	+1:59.7	60	4:01.0	+3:05.1	83	51.3	+1.4	3	8:41.3	+4:43.4	49	
Course Time	10:10.5	+25.3	38	10:07.5	+24.9	32	10:20.6	+37.7	33	10:30.8	+34.2	31	10:10.4	+28.0	18	
45	18	SLESINGR Michal	CZE								5	1:00:03.8	+5:40.8	45		
Cumulative Time	12:07.0	+1:19.8	39	23:15.3	+1:38.6	17	36:29.2	+3:07.3	41	49:47.9	+5:14.0	48	1:00:03.8	+5:40.8	45	
Loop Time	12:07.0	+1:19.8	39	11:08.3	+26.9	15	13:13.9	+2:29.3	71	13:18.7	+2:30.5	59	10:15.9	+33.5	27	
Ski Time	11:07.0	+29.6	28	22:15.3	+1:03.5	31	33:29.2	+1:32.8	28	44:47.9	+1:51.3	27	55:03.8	+2:24.8	28	
Shooting	1	43.0	+18.0	81	0	36.0	+46.0	=69	2	38.0	+25.0	=59	2	35.0	+30.0	=67
Range Time	2:09.0	+1:17.0	55	1:01.5	+9.2	24	3:05.7	+2:09.8	78	3:01.6	+2:11.7	71	9:17.8	+5:19.9	63	
Course Time	9:58.0	+12.8	15	10:06.8	+24.2	29	10:08.2	+25.3	21	10:17.1	+20.5	18	10:15.9	+33.5	27	
46	86	VALIULLIN Rustam	BLR								5	1:00:04.1	+5:41.1	46		
Cumulative Time	12:55.3	+2:08.1	59	24:56.4	+3:19.7	51	36:20.7	+2:58.8	38	49:41.4	+5:07.5	46	1:00:04.1	+5:41.1	46	
Loop Time	12:55.3	+2:08.1	59	12:01.1	+1:19.7	39	11:24.3	+39.7	20	13:20.7	+2:32.5	60	10:22.7	+40.3	34	
Ski Time	10:55.3	+17.9	=9	21:56.4	+44.6	18	33:20.7	+1:24.3	22	44:41.4	+1:44.8	23	55:04.1	+2:25.1	30	
Shooting	2	34.0	+27.0	=40	1	30.0	+52.0	=30	0	36.0	+27.0	=42	2	33.0	+32.0	=56
Range Time	3:00.3	+2:08.3	67	1:56.8	+1:04.5	39	1:02.5	+6.6	21	2:58.3	+2:08.4	=66	8:57.9	+5:00.0	52	
Course Time	9:55.0	+9.8	11	10:04.3	+21.7	24	10:21.8	+38.9	=36	10:22.4	+25.8	24	10:22.7	+40.3	34	
47	51	POKLUKAR Matjaz	SLO								3	1:00:07.6	+5:44.6	47		
Cumulative Time	11:13.4	+26.2	11	23:34.3	+1:57.6	23	36:24.6	+3:02.7	40	49:14.3	+4:40.4	39	1:00:07.6	+5:44.6	47	
Loop Time	11:13.4	+26.2	11	12:20.9	+1:39.5	50	12:50.3	+2:05.7	62	12:49.7	+2:01.5	45	10:53.3	+1:10.9	67	
Ski Time	11:13.4	+36.0	40	22:34.3	+1:22.5	45	34:24.6	+2:28.2	51	46:14.3	+3:17.7	53	57:07.6	+4:28.6	54	
Shooting	0	31.0	+30.0	=17	1	25.0	+57.0	=3	1	32.0	+31.0	=15	1	25.0	+40.0	=9
Range Time	57.7	+5.7	10	1:52.1	+59.8	33	2:01.0	+1:05.1	52	1:55.1	+1:05.2	36	6:45.9	+2:48.0	22	
Course Time	10:15.7	+30.5	=48	10:28.8	+46.2	62	10:49.3	+1:06.4	66	10:54.6	+58.0	=62	10:53.3	+1:10.9	67	
48	77	LEGUELLEC Jean Philippe	CAN								3	1:00:28.0	+6:05.0	48		
Cumulative Time	12:32.2	+1:45.0	53	24:01.6	+2:24.9	37	35:53.4	+2:31.5	31	49:46.5	+5:12.6	47	1:00:28.0	+6:05.0	48	
Loop Time	12:32.2	+1:45.0	53	11:29.4	+48.0	25	11:51.8	+1:07.2	38	13:53.1	+3:04.9	74	10:41.5	+59.1	55	
Ski Time	11:32.2	+54.8	70	23:01.6	+1:49.8	68	34:53.4	+2:57.0	66	46:46.5	+3:49.9	68	57:28.0	+4:49.0	64	
Shooting	1	31.0	+30.0	=17	0	26.0	+56.0	=6	0	32.0	+31.0	=15	2	26.0	+39.0	=14
Range Time	1:59.8	+1:07.8	=35	54.1	+1.8	=7	59.5	+3.6	6	2:55.4	+2:05.5	63	6:48.8	+2:50.9	24	
Course Time	10:32.4	+47.2	72	10:35.3	+52.7	71	10:52.3	+1:09.4	69	10:57.7	+1:01.1	65	10:41.5	+59.1	55	
49	32	BILANENKO Olexander	UKR								3	1:00:28.6	+6:05.6	49		
Cumulative Time	13:14.4	+2:27.2	67	25:41.3	+4:04.6	59	37:29.1	+4:07.2	49	49:23.2	+4:49.3	42	1:00:28.6	+6:05.6	49	
Loop Time	13:14.4	+2:27.2	67	12:26.9	+1:45.5	54	11:47.8	+1:03.2	33	11:54.1	+1:05.9	22	11:05.4	+1:23.0	78	
Ski Time	11:14.4	+37.0	=44	22:41.3	+1:29.5	48	34:29.1	+2:32.7	53	46:23.2	+3:26.6	57	57:28.6	+4:49.6	65	
Shooting	2	29.0	+32.0	=11	1	27.0	+55.0	=13	0	34.0	+29.0	=26	0	25.0	+40.0	=9
Range Time	2:55.9	+2:03.9	63	1:58.0	+1:05.7	46	1:01.8	+5.9	17	53.9	+4.0	8	6:49.6	+2:51.7	25	
Course Time	10:18.5	+33.3	=51	10:28.9	+46.3	63	10:46.0	+1:03.1	63	11:00.2	+1:03.6	70	11:05.4	+1:23.0	78	



COMPETITION ANALYSIS / ANALYSE DE LA COMPÉTITION

CESANA SAN SICARIO SAT 11 FEB 2006 / SAM 11 FEV 2006 START TIME / DEBUT 13:00 END TIME / FINI A 14:43

Rank	Bib	Name	NOC		Code		T									
		Loop 1		Loop 2		Loop 3		Loop 4		Loop 5		Result	Behind	Rk.		
		Time	Rank	Time	Rank	Time	Rank	Time	Rank	Time	Rank					
50	24	ZHANG Chengye	CHN										7	1:00:49.1	+6:26.1	50
Cumulative Time		12:03.0	+1:15.8	36	27:02.2	+5:25.5	73	39:08.0	+5:46.1	67	51:00.7	+6:26.8	57	1:00:49.1	+6:26.1	50
Loop Time		12:03.0	+1:15.8	36	14:59.2	+4:17.8	85	12:05.8	+1:21.2	47	11:52.7	+1:04.5	21	9:48.4	+6.0	4
Ski Time		11:03.0	+25.6	=20	22:02.2	+50.4	21	33:08.0	+1:11.6	=18	44:00.7	+1:04.1	10	53:49.1	+1:10.1	7
Shooting	1	40.0	+21.0	=71	4	40.0	+42.0	=78	1	33.0	+30.0	=20	1	23.0	+42.0	=3
Range Time		2:07.2	+1:15.2	53	5:06.7	+4:14.4	88	2:00.3	+1:04.4	50	1:51.0	+1:01.1	29	11:05.2	+7:07.3	79
Course Time		9:55.8	+10.6	12	9:52.5	+9.9	9	10:05.5	+22.6	13	10:01.7	+5.1	4	9:48.4	+6.0	4
51	73	TEELA Jeremy	USA										5	1:01:03.3	+6:40.3	51
Cumulative Time		12:22.9	+1:35.7	48	23:18.5	+1:41.8	19	35:44.0	+2:22.1	30	50:39.1	+6:05.2	53	1:01:03.3	+6:40.3	51
Loop Time		12:22.9	+1:35.7	48	10:55.6	+14.2	9	12:25.5	+1:40.9	54	14:55.1	+4:06.9	83	10:24.2	+41.8	37
Ski Time		11:22.9	+45.5	54	22:18.5	+1:06.7	34	33:44.0	+1:47.6	34	45:39.1	+2:42.5	42	56:03.3	+3:24.3	40
Shooting	1	42.0	+19.0	80	0	30.0	+52.0	=30	1	38.0	+25.0	=59	3	39.0	+26.0	=80
Range Time		2:09.3	+1:17.3	57	5:53.3	+3.0	10	2:06.4	+1:10.5	65	4:06.6	+3:16.7	85	9:17.6	+5:19.7	62
Course Time		10:13.6	+28.4	=44	10:00.3	+17.7	19	10:19.1	+36.2	30	10:48.5	+51.9	=54	10:24.2	+41.8	37
52	44	SIMMEN Matthias	SUI										5	1:01:04.9	+6:41.9	52
Cumulative Time		13:13.9	+2:26.7	66	24:29.8	+2:53.1	43	35:54.3	+2:32.4	33	50:32.7	+5:58.8	52	1:01:04.9	+6:41.9	52
Loop Time		13:13.9	+2:26.7	66	11:15.9	+34.5	19	11:24.5	+39.9	21	14:38.4	+3:50.2	80	10:32.2	+49.8	=42
Ski Time		11:13.9	+36.5	43	22:29.8	+1:18.0	41	33:54.3	+1:57.9	40	45:32.7	+2:36.1	=40	56:04.9	+3:25.9	41
Shooting	2	35.0	+26.0	=50	0	26.0	+56.0	=6	0	32.0	+31.0	=15	3	31.0	+34.0	=44
Range Time		3:01.4	+2:09.4	=69	5:52.4	+0.1	2	58.7	+2.8	5	3:58.3	+3:08.4	81	8:50.8	+4:52.9	50
Course Time		10:12.5	+27.3	42	10:23.5	+40.9	53	10:25.8	+42.9	41	10:40.1	+43.5	44	10:32.2	+49.8	=42
53	23	ZIEMIANIN Wieslaw	POL										4	1:01:16.0	+6:53.0	53
Cumulative Time		13:20.0	+2:32.8	69	24:42.5	+3:05.8	45	37:24.1	+4:02.2	48	50:16.9	+5:43.0	50	1:01:16.0	+6:53.0	53
Loop Time		13:20.0	+2:32.8	69	11:22.5	+41.1	22	12:41.6	+1:57.0	=57	12:52.8	+2:04.6	58	10:59.1	+1:16.7	72
Ski Time		11:20.0	+42.6	51	22:42.5	+1:30.7	50	34:24.1	+2:27.0	50	46:16.9	+3:20.3	54	57:16.0	+4:37.0	56
Shooting	2	41.0	+20.0	=77	0	37.0	+45.0	=73	1	34.0	+29.0	=26	1	35.0	+30.0	=67
Range Time		3:06.7	+2:14.7	77	1:01.9	+9.6	25	2:02.1	+1:06.2	56	2:01.2	+1:11.3	55	8:11.9	+4:14.0	=44
Course Time		10:13.3	+28.1	43	10:20.6	+38.0	=49	10:39.5	+56.6	56	10:51.6	+55.0	58	10:59.1	+1:16.7	72
54	82	KOROBEYNIKOV Alexei	UKR										4	1:01:17.8	+6:54.8	54
Cumulative Time		11:16.5	+29.3	14	24:50.9	+3:14.2	48	37:32.9	+4:11.0	50	50:18.1	+5:44.2	51	1:01:17.8	+6:54.8	54
Loop Time		11:16.5	+29.3	14	13:34.4	+2:53.0	68	12:42.0	+1:57.4	59	12:45.2	+1:57.0	42	10:59.7	+1:17.3	73
Ski Time		11:16.5	+39.1	46	22:50.9	+1:39.1	59	34:32.9	+2:36.5	55	46:18.1	+3:21.5	55	57:17.8	+4:38.8	57
Shooting	0	34.0	+27.0	=40	2	27.0	+55.0	=13	1	29.0	+34.0	=5	1	23.0	+42.0	=3
Range Time		1:00.8	+8.8	19	2:55.1	+2:02.8	63	1:59.2	+1:03.3	=48	1:50.6	+1:00.7	27	7:45.7	+3:47.8	39
Course Time		10:15.7	+30.5	=48	10:39.3	+56.7	73	10:42.8	+59.9	58	10:54.6	+58.0	=62	10:59.7	+1:17.3	73
55	87	LONGO Paolo	ITA										5	1:01:27.9	+7:04.9	55
Cumulative Time		11:21.7	+34.5	19	24:42.8	+3:06.1	46	37:18.2	+3:56.3	47	50:52.3	+6:18.4	55	1:01:27.9	+7:04.9	55
Loop Time		11:21.7	+34.5	19	13:21.1	+2:39.7	63	12:35.4	+1:50.8	56	13:34.1	+2:45.9	67	10:35.6	+53.2	47
Ski Time		11:21.7	+44.3	52	22:42.8	+1:31.0	51	34:18.2	+2:21.8	47	45:52.3	+2:55.7	46	56:27.9	+3:48.9	43
Shooting	0	37.0	+24.0	=64	2	36.0	+46.0	=69	1	38.0	+25.0	=59	2	26.0	+39.0	=14
Range Time		1:03.2	+11.2	=20	3:01.2	+2:08.9	=67	2:05.5	+1:09.6	64	2:53.5	+2:03.6	61	9:03.4	+5:05.5	55
Course Time		10:18.5	+33.3	=51	10:19.9	+37.3	48	10:29.9	+47.0	46	10:40.6	+44.0	46	10:35.6	+53.2	47
56	76	SIMOCKO Dusan	SVK										4	1:01:37.8	+7:14.8	56
Cumulative Time		12:30.2	+1:43.0	51	24:08.3	+2:31.6	40	38:13.1	+4:51.2	57	50:58.2	+6:24.3	56	1:01:37.8	+7:14.8	56
Loop Time		12:30.2	+1:43.0	51	11:38.1	+56.7	28	14:04.8	+3:20.2	80	12:45.1	+1:56.9	41	10:39.6	+57.2	=51
Ski Time		11:30.2	+52.8	66	23:08.3	+1:56.5	71	35:13.1	+3:16.7	74	46:58.2	+4:01.6	70	57:37.8	+4:58.8	68
Shooting	1	36.0	+25.0	=59	0	38.0	+44.0	=75	2	44.0	+19.0	79	1	28.0	+37.0	=23
Range Time		2:02.1	+1:10.1	=47	1:03.3	+11.0	27	3:12.3	+2:16.4	81	1:54.2	+1:04.3	30	8:11.9	+4:14.0	=44
Course Time		10:28.1	+42.9	66	10:34.8	+52.2	69	10:52.5	+1:09.6	70	10:50.9	+54.3	57	10:39.6	+57.2	=51



COMPETITION ANALYSIS / ANALYSE DE LA COMPÉTITION

CESANA SAN SICARIO SAT 11 FEB 2006 / SAM 11 FEV 2006 START TIME / DEBUT 13:00 END TIME / FINI A 14:43

Rank	Bib	Name	NOC Code		T														
		Loop 1	Loop 2		Loop 3		Loop 4		Loop 5		Result	Behind	Rk.						
		Time	Rank	Time	Rank	Time	Rank	Time	Rank	Time	Rank								
57	49	CLEMENS Tom	GBR		4		1:01:43.9		+7:20.9		57								
Cumulative Time		11:42.3	+55.1	26	24:06.5	+2:29.8	38	36:57.4	+3:35.5	45	50:44.9	+6:11.0	54	1:01:43.9	+7:20.9	57			
Loop Time		11:42.3	+55.1	26	12:24.2	+1:42.8	53	12:50.9	+2:06.3	63	13:47.5	+2:59.3	72	10:59.0	+1:16.6	71			
Ski Time		11:42.3	+1:04.9	76	23:06.5	+1:54.7	69	34:57.4	+3:01.0	69	46:44.9	+3:48.3	67						
Shooting	0	54.0	+7.0	88	29.0	+53.0	=23	43.0	+20.0	=77	29.0	+36.0	=27	4	2:35.0	+44.0	78		
Range Time		1:21.1	+29.1	26	1:57.0	+1:04.7	41	2:12.8	+1:16.9	=68	2:55.6	+2:05.7	64						
Course Time		10:21.2	+36.0	57	10:27.2	+44.6	60	10:38.1	+55.2	55	10:51.9	+55.3	59	10:59.0	+1:16.6	71	53:17.4	+4:20.5	58
58	42	BURKE Tim	USA		7		1:01:55.0		+7:32.0		58								
Cumulative Time		14:08.3	+3:21.1	81	28:10.6	+6:33.9	82	40:25.3	+7:03.4	76	51:40.3	+7:06.4	64						
Loop Time		14:08.3	+3:21.1	81	14:02.3	+3:20.9	72	12:14.7	+1:30.1	51	11:15.0	+26.8	9	10:14.7	+32.3	26			
Ski Time		11:08.3	+30.9	33	22:10.6	+58.8	25	33:25.3	+1:28.9	=24	44:40.3	+1:43.7	22						
Shooting	3	31.0	+30.0	=17	33.0	+49.0	=51	35.0	+28.0	=36	27.0	+38.0	=18	7	2:06.0	+15.0	=29		
Range Time		3:58.5	+3:06.5	82	3:58.6	+3:06.3	78	2:03.0	+1:07.1	59	53.1	+3.2	6						
Course Time		10:09.8	+24.6	35	10:03.7	+21.1	23	10:11.7	+28.8	24	10:21.9	+25.3	23	10:14.7	+32.3	26	51:01.8	+2:04.9	25
59	60	MESOTITSCH Daniel	AUT		5		1:01:59.7		+7:36.7		59								
Cumulative Time		12:13.5	+1:26.3	45	26:45.3	+5:08.6	71	38:27.1	+5:05.2	60	51:09.3	+6:35.4	58						
Loop Time		12:13.5	+1:26.3	45	14:31.8	+3:50.4	81	11:41.8	+57.2	30	12:42.2	+1:54.0	39	10:50.4	+1:08.0	65			
Ski Time		11:13.5	+36.1	=41	22:45.3	+1:33.5	54	34:27.1	+2:30.7	52	46:09.3	+3:12.7	49						
Shooting	1	31.0	+30.0	=17	35.0	+47.0	=64	38.0	+25.0	=59	30.0	+35.0	=37	5	2:14.0	+23.0	=41		
Range Time		1:59.9	+1:07.9	37	4:04.3	+3:12.0	81	1:07.8	+11.9	38	1:56.9	+1:07.0	45						
Course Time		10:13.6	+28.4	=44	10:27.5	+44.9	61	10:34.0	+51.1	50	10:45.3	+48.7	50	10:50.4	+1:08.0	65	52:50.8	+3:53.9	52
60	78	PERNER Wolfgang	AUT		5		1:02:22.5		+7:59.5		60								
Cumulative Time		12:30.7	+1:43.5	52	25:54.1	+4:17.4	64	38:41.3	+5:19.4	64	51:37.1	+7:03.2	62						
Loop Time		12:30.7	+1:43.5	52	13:23.4	+2:42.0	64	12:47.2	+2:02.6	60	12:55.8	+2:07.6	51	10:45.4	+1:03.0	60			
Ski Time		11:30.7	+53.3	67	22:54.1	+1:42.3	65	34:41.3	+2:44.9	=62	46:37.1	+3:40.5	61						
Shooting	1	49.0	+12.0	85	39.0	+43.0	77	47.0	+16.0	=82	44.0	+21.0	84	5	2:59.0	+1:08.0	=82		
Range Time		2:18.8	+1:26.8	59	3:07.1	+2:14.8	71	2:17.0	+1:21.1	72	2:10.9	+1:21.0	59						
Course Time		10:11.9	+26.7	40	10:16.3	+33.7	43	10:30.2	+47.3	47	10:44.9	+48.3	49	10:45.4	+1:03.0	60	52:28.7	+3:31.8	48
61	80	BAUER Klemen	SLO		5		1:02:25.5		+8:02.5		61								
Cumulative Time		11:19.2	+32.0	18	23:43.0	+2:06.3	25	38:35.6	+5:13.7	62	51:32.6	+6:58.7	61						
Loop Time		11:19.2	+32.0	18	12:23.8	+1:42.4	52	14:52.6	+4:08.0	86	12:57.0	+2:08.8	53	10:52.9	+1:10.5	66			
Ski Time		11:19.2	+41.8	50	22:43.0	+1:31.2	52	34:35.6	+2:39.2	58	46:32.6	+3:36.0	60						
Shooting	0	30.0	+31.0	=15	31.0	+51.0	=38	38.0	+25.0	=59	27.0	+38.0	=18	5	2:06.0	+15.0	=29		
Range Time		57.2	+5.2	8	1:58.4	+1:06.1	49	4:08.5	+3:12.6	86	1:55.3	+1:05.4	37						
Course Time		10:22.0	+36.8	=58	10:25.4	+42.8	55	10:44.1	+1:01.2	61	11:01.7	+1:05.1	73	10:52.9	+1:10.5	66	53:26.1	+4:29.2	62
62	25	RUDENCHYK Vitaliy	BUL		6		1:02:30.0		+8:07.0		62								
Cumulative Time		11:17.5	+30.3	17	25:39.3	+4:02.6	57	38:20.9	+4:59.0	59	52:12.4	+7:38.5	69						
Loop Time		11:17.5	+30.3	17	14:21.8	+3:40.4	77	12:41.6	+1:57.0	=57	13:51.5	+3:03.3	73	10:17.6	+35.2	30			
Ski Time		11:17.5	+40.1	49	22:39.3	+1:27.5	46	34:20.9	+2:24.5	48	46:12.4	+3:15.8	51						
Shooting	0	29.0	+32.0	=11	41.0	+41.0	80	38.0	+25.0	=59	34.0	+31.0	=63	6	2:22.0	+31.0	=61		
Range Time		57.9	+5.9	12	4:09.6	+3:17.3	86	2:08.3	+1:12.4	67	3:03.0	+2:13.1	72						
Course Time		10:19.6	+34.4	53	10:12.2	+29.6	38	10:33.3	+50.4	49	10:48.5	+51.9	=54	10:17.6	+35.2	30	52:11.2	+3:14.3	43
63	45	LESSING Roland	EST		5		1:02:31.2		+8:08.2		63								
Cumulative Time		14:25.2	+3:38.0	85	25:47.6	+4:10.9	60	38:36.7	+5:14.8	63	51:24.3	+6:50.4	59						
Loop Time		14:25.2	+3:38.0	85	11:22.4	+41.0	21	12:49.1	+2:04.5	61	12:47.6	+1:59.4	43	11:06.9	+1:24.5	80			
Ski Time		11:25.2	+47.8	=59	22:47.6	+1:35.8	57	34:36.7	+2:40.3	59	46:24.3	+3:27.7	59						
Shooting	3	50.0	+11.0	86	34.0	+48.0	=59	41.0	+22.0	=73	29.0	+36.0	=27	5	2:34.0	+43.0	77		
Range Time		4:19.1	+3:27.1	86	1:03.4	+11.1	28	2:12.8	+1:16.9	=68	2:00.0	+1:10.1	49						
Course Time		10:06.1	+20.9	29	10:19.0	+36.4	47	10:36.3	+53.4	52	10:47.6	+51.0	53	11:06.9	+1:24.5	80	52:55.9	+3:59.0	55



COMPETITION ANALYSIS / ANALYSE DE LA COMPÉTITION

CESANA SAN SICARIO SAT 11 FEB 2006 / SAM 11 FEV 2006 START TIME / DEBUT 13:00 END TIME / FINI A 14:43

Rank	Bib	Name	NOC		Code		T													
		Loop 1	Loop 2		Loop 3		Loop 4		Loop 5		Result	Behind	Rk.							
		Time	Rank	Time	Rank	Time	Rank	Time	Rank	Time	Rank									
64	7	ISA Hidenori	JPN								6	1:02:33.2	+8:10.2	64						
Cumulative Time		12:07.1	+1:19.9	40	24:17.6	+2:40.9	41	37:52.0	+4:30.1	54	51:32.4	+6:58.5	60	1:02:33.2	+8:10.2	64				
Loop Time		12:07.1	+1:19.9	40	12:10.5	+1:29.1	45	13:34.4	+2:49.8	73	13:40.4	+2:52.2	69	11:00.8	+1:18.4	74				
Ski Time		11:07.1	+29.7	29	22:17.6	+1:05.8	33	33:52.0	+1:55.6	37	45:32.4	+2:35.8	39	56:33.2	+3:54.2	46				
Shooting	1	33.0	+28.0	=33	1	36.0	+46.0	=69	2	45.0	+18.0	=80	2	34.0	+31.0	=63	6	2:28.0	+37.0	=68
Range Time		2:02.7	+1:10.7	49	2:05.5	+1:13.2	56	3:14.2	+2:18.3	82	3:03.1	+2:13.2	73	10:25.5	+6:27.6	73				
Course Time		10:04.4	+19.2	=25	10:05.0	+22.4	27	10:20.2	+37.3	32	10:37.3	+40.7	40	11:00.8	+1:18.4	74	52:07.7	+3:10.8	41	
65	50	LEONI David	CAN								6	1:02:37.8	+8:14.8	65						
Cumulative Time		11:17.2	+30.0	16	24:32.6	+2:55.9	44	39:05.8	+5:43.9	66	51:49.9	+7:16.0	65	1:02:37.8	+8:14.8	65				
Loop Time		11:17.2	+30.0	16	13:15.4	+2:34.0	=61	14:33.2	+3:48.6	85	12:44.1	+1:55.9	40	10:47.9	+1:05.5	64				
Ski Time		11:17.2	+39.8	48	22:32.6	+1:20.8	43	34:05.8	+2:09.4	44	45:49.9	+2:53.3	44	56:37.8	+3:58.8	48				
Shooting	0	25.0	+36.0	4	2	28.0	+54.0	=18	3	36.0	+27.0	=42	1	29.0	+36.0	=27	6	1:58.0	+7.0	=10
Range Time		52.0	0.0	1	2:54.8	+2:02.5	62	4:04.2	+3:08.3	85	1:54.9	+1:05.0	35	9:45.9	+5:48.0	68				
Course Time		10:25.2	+40.0	63	10:20.6	+38.0	=49	10:29.0	+46.1	45	10:49.2	+52.6	56	10:47.9	+1:05.5	64	52:51.9	+3:55.0	53	
66	16	BLAJ Marian	ROM								6	1:02:38.8	+8:15.8	66						
Cumulative Time		11:14.4	+27.2	13	25:40.0	+4:03.3	58	39:21.3	+5:59.4	70	51:56.0	+7:22.1	66	1:02:38.8	+8:15.8	66				
Loop Time		11:14.4	+27.2	13	14:25.6	+3:44.2	79	13:41.3	+2:56.7	75	12:34.7	+1:46.5	38	10:42.8	+1:00.4	56				
Ski Time		11:14.4	+37.0	=44	22:40.0	+1:28.2	47	34:21.3	+2:24.9	49	45:56.0	+2:59.4	47	56:38.8	+3:59.8	49				
Shooting	0	31.0	+30.0	=17	3	33.0	+49.0	=51	2	34.0	+29.0	=26	1	26.0	+39.0	=14	6	2:04.0	+13.0	=26
Range Time		59.4	+7.4	16	4:01.7	+3:09.4	79	3:04.2	+2:08.3	77	1:54.8	+1:04.9	34	10:00.1	+6:02.2	70				
Course Time		10:15.0	+29.8	46	10:23.9	+41.3	54	10:37.1	+54.2	53	10:39.9	+43.3	43	10:42.8	+1:00.4	56	52:38.7	+3:41.8	50	
67	75	TOBRELUTS Indrek	EST								5	1:02:43.6	+8:20.6	67						
Cumulative Time		12:42.1	+1:54.9	55	26:10.7	+4:34.0	66	39:04.8	+5:42.9	65	52:05.1	+7:31.2	67	1:02:43.6	+8:20.6	67				
Loop Time		12:42.1	+1:54.9	55	13:28.6	+2:47.2	67	12:54.1	+2:09.5	66	13:00.3	+2:12.1	56	10:38.5	+56.1	49				
Ski Time		11:42.1	+1:04.7	75	23:10.7	+1:58.9	72	35:04.8	+3:08.4	70	47:05.1	+4:08.5	72	57:43.6	+5:04.6	69				
Shooting	1	36.0	+25.0	=59	2	33.0	+49.0	=51	1	34.0	+29.0	=26	1	35.0	+30.0	=67	5	2:18.0	+27.0	=54
Range Time		2:02.0	+1:10.0	46	2:56.6	+2:04.3	64	2:01.4	+1:05.5	54	1:59.5	+1:09.6	48	8:59.5	+5:01.6	54				
Course Time		10:40.1	+54.9	77	10:32.0	+49.4	66	10:52.7	+1:09.8	71	11:00.8	+1:04.2	71	10:38.5	+56.1	49	53:44.1	+4:47.2	71	
68	65	KASAHARA Tatsumi	JPN								5	1:02:44.6	+8:21.6	68						
Cumulative Time		13:36.7	+2:49.5	=74	25:59.9	+4:23.2	65	37:54.4	+4:32.5	55	51:38.8	+7:04.9	63	1:02:44.6	+8:21.6	68				
Loop Time		13:36.7	+2:49.5	=74	12:23.2	+1:41.8	51	11:54.5	+1:09.9	40	13:44.4	+2:56.2	70	11:05.8	+1:23.4	79				
Ski Time		11:36.7	+59.3	72	22:59.9	+1:48.1	67	34:54.4	+2:58.0	68	46:38.8	+3:42.2	64	57:44.6	+5:05.6	71				
Shooting	2	34.0	+27.0	=40	1	30.0	+52.0	=30	0	38.0	+25.0	=59	2	32.0	+33.0	=49	5	2:14.0	+23.0	=41
Range Time		3:02.7	+2:10.7	73	1:57.5	+1:05.2	44	1:06.1	+10.2	=32	2:58.3	+2:08.4	=66	9:04.6	+5:06.7	56				
Course Time		10:34.0	+48.8	73	10:25.7	+43.1	57	10:48.4	+1:05.5	=64	10:46.1	+49.5	52	11:05.8	+1:23.4	79	53:40.0	+4:43.1	70	
69	84	LIBIETIS Kristaps	LAT								4	1:03:13.4	+8:50.4	69						
Cumulative Time		13:46.6	+2:59.4	77	26:42.9	+5:06.2	70	39:51.5	+6:29.6	72	52:11.2	+7:37.3	68	1:03:13.4	+8:50.4	69				
Loop Time		13:46.6	+2:59.4	77	12:56.3	+2:14.9	58	13:08.6	+2:24.0	69	12:19.7	+1:31.5	32	11:02.2	+1:19.8	75				
Ski Time		11:46.6	+1:09.2	78	23:42.9	+2:31.1	79	35:51.5	+3:55.1	78	48:11.2	+5:14.6	79	59:13.4	+6:34.4	79				
Shooting	2	40.0	+21.0	=71	1	33.0	+49.0	=51	1	37.0	+26.0	=52	0	38.0	+27.0	=77	4	2:28.0	+37.0	=68
Range Time		3:08.1	+2:16.1	79	2:01.9	+1:09.6	53	2:05.1	+1:09.2	62	1:05.5	+15.6	24	8:20.6	+4:22.7	46				
Course Time		10:38.5	+53.3	76	10:54.4	+1:11.8	82	11:03.5	+1:20.6	77	11:14.2	+1:17.6	82	11:02.2	+1:19.8	75	54:52.8	+5:55.9	78	
70	71	OZBOLT Janez	SLO								5	1:03:18.5	+8:55.5	70						
Cumulative Time		13:32.1	+2:44.9	73	27:14.3	+5:37.6	=75	39:12.7	+5:50.8	68	52:14.1	+7:40.2	70	1:03:18.5	+8:55.5	70				
Loop Time		13:32.1	+2:44.9	73	13:42.2	+3:00.8	70	11:58.4	+1:13.8	42	13:01.4	+2:13.2	57	11:04.4	+1:22.0	77				
Ski Time		11:32.1	+54.7	69	23:14.3	+2:02.5	74	35:12.7	+3:16.3	73	47:14.1	+4:17.5	73	58:18.5	+5:39.5	74				
Shooting	2	34.0	+27.0	=40	2	36.0	+46.0	=69	0	37.0	+26.0	=52	1	32.0	+33.0	=49	5	2:19.0	+28.0	=57
Range Time		3:00.6	+2:08.6	68	3:03.5	+2:11.2	70	1:06.6	+10.7	37	2:00.4	+1:10.5	51	9:11.1	+5:13.2	58				
Course Time		10:31.5	+46.3	70	10:38.7	+56.1	72	10:51.8	+1:08.9	68	11:01.0	+1:04.4	72	11:04.4	+1:22.0	77	54:07.4	+5:10.5	75	



COMPETITION ANALYSIS / ANALYSE DE LA COMPÉTITION

CESANA SAN SICARIO SAT 11 FEB 2006 / SAM 11 FEV 2006 START TIME / DEBUT 13:00 END TIME / FINI A 14:43

Rank	Bib	Name	NOC		Code		T									
		Loop 1	Loop 2		Loop 3		Loop 4		Loop 5		Result	Behind	Rk.			
		Time	Rank	Time	Rank	Time	Rank	Time	Rank	Time	Rank					
71	10	BOROVIK Dimitri	EST								5	1:03:25.8	+9:02.8	71		
Cumulative Time		13:38.0	+2:50.8	76	26:25.5	+4:48.8	69	40:29.9	+7:08.0	78	52:44.8	+8:10.9	72	1:03:25.8	+9:02.8	71
Loop Time		13:38.0	+2:50.8	76	12:47.5	+2:06.1	55	14:04.4	+3:19.8	79	12:14.9	+1:26.7	28	10:41.0	+58.6	53
Ski Time		11:38.0	+1:00.6	73	23:25.5	+2:13.7	77	35:29.9	+3:33.5	76	47:44.8	+4:48.2	76			
Shooting	2	34.0	+27.0	=40	1	34.0	+48.0	=59	2	35.0	+28.0	=36	0	33.0	+32.0	=56
Range Time		3:02.3	+2:10.3	72	2:02.7	+1:10.4	54	3:05.9	+2:10.0	79	1:02.8	+12.9	23			
Course Time		10:35.7	+50.5	74	10:44.8	+1:02.2	76	10:58.5	+1:15.6	76	11:12.1	+1:15.5	80	10:41.0	+58.6	53
72	72	SYMAN Alexandre	BLR								7	1:03:31.4	+9:08.4	72		
Cumulative Time		13:24.3	+2:37.1	72	27:42.0	+6:05.3	81	40:01.8	+6:39.9	74	52:51.9	+8:18.0	73	1:03:31.4	+9:08.4	72
Loop Time		13:24.3	+2:37.1	72	14:17.7	+3:36.3	76	12:19.8	+1:35.2	53	12:50.1	+2:01.9	46	10:39.5	+57.1	50
Ski Time		11:24.3	+46.9	58	22:42.0	+1:30.2	49	34:01.8	+2:05.4	42	45:51.9	+2:55.3	45			
Shooting	2	29.0	+32.0	=11	3	31.0	+51.0	=38	1	31.0	+32.0	=10	1	25.0	+40.0	=9
Range Time		2:56.9	+2:04.9	64	3:57.1	+3:04.8	77	1:58.8	+1:02.9	47	1:50.8	+1:00.9	28			
Course Time		10:27.4	+42.2	65	10:20.6	+38.0	=49	10:21.0	+38.1	=34	10:59.3	+1:02.7	66	10:39.5	+57.1	50
73	62	BODZIANA Grzegorz	POL								5	1:03:39.6	+9:16.6	73		
Cumulative Time		11:25.2	+38.0	21	25:07.0	+3:30.3	53	38:10.7	+4:48.8	56	52:21.2	+7:47.3	71	1:03:39.6	+9:16.6	73
Loop Time		11:25.2	+38.0	21	13:41.8	+3:00.4	69	13:03.7	+2:19.1	68	14:10.5	+3:22.3	77	11:18.4	+1:36.0	83
Ski Time		11:25.2	+47.8	=59	23:07.0	+1:55.2	70	35:10.7	+3:14.3	72	47:21.2	+4:24.6	74			
Shooting	0	28.0	+33.0	=8	2	34.0	+48.0	=59	1	30.0	+33.0	=8	2	31.0	+34.0	=44
Range Time		55.9	+3.9	5	3:02.3	+2:10.0	69	1:58.2	+1:02.3	45	2:57.3	+2:07.4	65			
Course Time		10:29.3	+44.1	67	10:39.5	+56.9	74	11:05.5	+1:22.6	80	11:13.2	+1:16.6	81	11:18.4	+1:36.0	83
74	11	CHERVYHKOV Aleksandr	KAZ								6	1:03:56.4	+9:33.4	74		
Cumulative Time		12:40.5	+1:53.3	54	27:14.0	+5:37.3	74	40:06.1	+6:44.2	75	52:59.4	+8:25.5	75	1:03:56.4	+9:33.4	74
Loop Time		12:40.5	+1:53.3	54	14:33.5	+3:52.1	82	12:52.1	+2:07.5	64	12:53.3	+2:05.1	49	10:57.0	+1:14.6	70
Ski Time		11:40.5	+1:03.1	74	23:14.0	+2:02.2	73	35:06.1	+3:09.7	71	46:59.4	+4:02.8	71			
Shooting	1	31.0	+30.0	=17	3	35.0	+47.0	=64	1	29.0	+34.0	=5	1	33.0	+32.0	=56
Range Time		1:59.4	+1:07.4	32	4:03.0	+3:10.7	80	2:02.7	+1:06.8	58	2:00.6	+1:10.7	52			
Course Time		10:41.1	+55.9	78	10:30.5	+47.9	65	10:49.4	+1:06.5	67	10:52.7	+56.1	60	10:57.0	+1:14.6	70
75	88	VIKS Priit	EST								5	1:04:08.1	+9:45.1	75		
Cumulative Time		13:47.2	+3:00.0	78	27:39.1	+6:02.4	80	39:52.2	+6:30.3	73	53:03.8	+8:29.9	76	1:04:08.1	+9:45.1	75
Loop Time		13:47.2	+3:00.0	78	13:51.9	+3:10.5	71	12:13.1	+1:28.5	50	13:11.6	+2:23.4	58	11:04.3	+1:21.9	76
Ski Time		11:47.2	+1:09.8	79	23:39.1	+2:27.3	78	35:52.2	+3:55.8	79	48:03.8	+5:07.2	78			
Shooting	2	35.0	+26.0	=50	2	34.0	+48.0	=59	0	41.0	+22.0	=73	1	34.0	+31.0	=63
Range Time		3:03.0	+2:11.0	74	3:01.2	+2:08.9	=67	1:08.6	+12.7	39	2:01.0	+1:11.1	54			
Course Time		10:44.2	+59.0	80	10:50.7	+1:08.1	77	11:04.5	+1:21.6	78	11:10.6	+1:14.0	77	11:04.3	+1:21.9	76
76	53	PLYWACZYK Krzysztof	POL								4	1:04:12.9	+9:49.9	76		
Cumulative Time		12:56.0	+2:08.8	60	25:02.4	+3:25.7	52	39:21.9	+6:00.0	71	52:52.3	+8:18.4	74	1:04:12.9	+9:49.9	76
Loop Time		12:56.0	+2:08.8	60	12:06.4	+1:25.0	42	14:19.5	+3:34.9	81	13:30.4	+2:42.2	=64	11:20.6	+1:38.2	84
Ski Time		11:56.0	+1:18.6	80	24:02.4	+2:50.6	80	36:21.9	+4:25.5	80	48:52.3	+5:55.7	80			
Shooting	1	35.0	+26.0	=50	0	35.0	+47.0	=64	2	36.0	+27.0	=42	1	32.0	+33.0	=49
Range Time		2:01.9	+1:09.9	45	1:02.6	+10.3	26	3:03.7	+2:07.8	76	2:00.7	+1:10.8	53			
Course Time		10:54.1	+1:08.9	82	11:03.8	+1:21.2	84	11:15.8	+1:32.9	84	11:29.7	+1:33.1	85	11:20.6	+1:38.2	84
77	37	HALLENBARTER Simon	SUI								8	1:04:37.0	+10:14.0	77		
Cumulative Time		14:06.9	+3:19.7	80	26:23.6	+4:46.9	68	39:17.4	+5:55.5	69	53:57.4	+9:23.5	77	1:04:37.0	+10:14.0	77
Loop Time		14:06.9	+3:19.7	80	12:16.7	+1:35.3	47	12:53.8	+2:09.2	65	14:40.0	+3:51.8	81	10:39.6	+57.2	=51
Ski Time		11:06.9	+29.5	27	22:23.6	+1:11.8	38	34:17.4	+2:21.0	46	45:57.4	+3:00.8	48			
Shooting	3	34.0	+27.0	=40	1	31.0	+51.0	=38	1	38.0	+25.0	=59	3	31.0	+34.0	=44
Range Time		4:00.1	+3:08.1	84	1:59.0	+1:06.7	51	2:05.4	+1:09.5	63	4:00.3	+3:10.4	83			
Course Time		10:06.8	+21.6	=30	10:17.7	+35.1	45	10:48.4	+1:05.5	=64	10:39.7	+43.1	42	10:39.6	+57.2	=51



COMPETITION ANALYSIS / ANALYSE DE LA COMPÉTITION

CESANA SAN SICARIO SAT 11 FEB 2006 / SAM 11 FEV 2006 START TIME / DEBUT 13:00 END TIME / FINI A 14:43

Rank	Bib	Name	NOC		Code		T							
		Loop 1	Loop 2		Loop 3		Loop 4		Loop 5		Result	Behind	Rk.	
		Time	Rank	Time	Rank	Time	Rank	Time	Rank	Time	Rank			
78	34	TAGSCHERER Imre	HUN								7	1:05:11.1 +10:48.1	78	
Cumulative Time		12:42.6 +1:55.4	56	27:24.7 +5:48.0	77	40:27.6 +7:05.7	77	54:34.5+10:00.6	78			1:05:11.1 +10:48.1	78	
Loop Time		12:42.6 +1:55.4	56	14:42.1 +4:00.7	84	13:02.9 +2:18.3	67	14:06.9 +3:18.7	76	10:36.6 +54.2	48			
Ski Time		11:42.6 +1:05.2	77	23:24.7 +2:12.9	76	35:27.6 +3:31.2	75	47:34.5 +4:37.9	75			58:11.1 +5:32.1	73	
Shooting	1	32.0 +29.0 =27 3		42.0 +40.0 =81 1		38.0 +25.0 =59 2		39.0 +26.0 =80				7	2:31.0 +40.0 =73	
Range Time		2:01.1 +1:09.1	40	4:08.6 +3:16.3	85	2:06.9 +1:11.0	66	3:04.6 +2:14.7	75				11:21.2 +7:23.3	80
Course Time		10:41.5 +56.3	79	10:33.5 +50.9	67	10:56.0 +1:13.1	74	11:02.3 +1:05.7	74	10:36.6 +54.2	48		53:49.9 +4:53.0	72
79	85	SAITO Shinya	JPN								8	1:05:29.4 +11:06.4	79	
Cumulative Time		13:24.2 +2:37.0 =70		26:51.7 +5:15.0	72	41:51.0 +8:29.1	82	54:43.2+10:09.3	79			1:05:29.4 +11:06.4	79	
Loop Time		13:24.2 +2:37.0 =70		13:27.5 +2:46.1	66	14:59.3 +4:14.7	87	12:52.2 +2:04.0	47	10:46.2 +1:03.8	62			
Ski Time		11:24.2 +46.8 =56		22:51.7 +1:39.9	61	34:51.0 +2:54.6	65	46:43.2 +3:46.6	65			57:29.4 +4:50.4	66	
Shooting	2	36.0 +25.0 =59 2		31.0 +51.0 =38 3		36.0 +27.0 =42 1		31.0 +34.0 =44				8	2:14.0 +23.0 =41	
Range Time		3:03.9 +2:11.9	75	2:58.5 +2:06.2	65	4:03.8 +3:07.9	84	1:56.5 +1:06.6 =41					12:02.7 +8:04.8	84
Course Time		10:20.3 +35.1	55	10:29.0 +46.4	64	10:55.5 +1:12.6	73	10:55.7 +59.1	64	10:46.2 +1:03.8	62		53:26.7 +4:29.8	63
80	69	PIKSONS Edgars	LAT								7	1:06:12.5 +11:49.5	80	
Cumulative Time		15:31.3 +4:44.1	87	28:23.0 +6:46.3	83	41:34.8 +8:12.9	81	54:56.7+10:22.8	80			1:06:12.5 +11:49.5	80	
Loop Time		15:31.3 +4:44.1	87	12:51.7 +2:10.3	56	13:11.8 +2:27.2	70	13:21.9 +2:33.7	61	11:15.8 +1:33.4	82			
Ski Time		11:31.3 +53.9	68	23:23.0 +2:11.2	75	35:34.8 +3:38.4	77	47:56.7 +5:00.1	77			59:12.5 +6:33.5	78	
Shooting	4	35.0 +26.0 =50 1		29.0 +53.0 =23 1		30.0 +33.0 =8 1		28.0 +37.0 =23				7	2:02.0 +11.0 =18	
Range Time		5:00.7 +4:08.7	87	1:57.7 +1:05.4	45	1:59.2 +1:03.3 =48		1:56.5 +1:06.6 =41					10:54.1 +6:56.2	77
Course Time		10:30.6 +45.4	68	10:54.0 +1:11.4	81	11:12.6 +1:29.7	83	11:25.4 +1:28.8	83	11:15.8 +1:33.4	82		55:18.4 +6:21.5	83
81	12	HERNANDO Luis Alberto	ESP								7	1:06:54.4 +12:31.4	81	
Cumulative Time		14:16.4 +3:29.2	84	28:24.0 +6:47.3	84	40:51.2 +7:29.3	80	56:13.0+11:39.1	83			1:06:54.4 +12:31.4	81	
Loop Time		14:16.4 +3:29.2	84	14:07.6 +3:26.2	73	12:27.2 +1:42.6	55	15:21.8 +4:33.6	85	10:41.4 +59.0	54			
Ski Time		12:16.4 +1:39.0	84	24:24.0 +3:12.2	82	36:51.2 +4:54.8	82	49:13.0 +6:16.4	82			59:54.4 +7:15.4	80	
Shooting	2	47.0 +14.0	83 2	47.0 +35.0	84 0	49.0 +14.0 =84 3		42.0 +23.0	83			7	3:05.0 +1:14.0	84
Range Time		3:16.0 +2:24.0	80	3:16.1 +2:23.8	74	1:18.5 +22.6	42	4:10.2 +3:20.3	86				12:00.8 +8:02.9	83
Course Time		11:00.4 +1:15.2	83	10:51.5 +1:08.9	79	11:08.7 +1:25.8	81	11:11.6 +1:15.0	79	10:41.4 +59.0	54		54:53.6 +5:56.7	79
82	39	PARK Yoon Bae	KOR								6	1:07:03.4 +12:40.4	82	
Cumulative Time		12:15.1 +1:27.9	46	27:29.6 +5:52.9	79	41:58.8 +8:36.9	83	55:31.9+10:58.0	81			1:07:03.4 +12:40.4	82	
Loop Time		12:15.1 +1:27.9	46	15:14.5 +4:33.1	86	14:29.2 +3:44.6	83	13:33.1 +2:44.9	66	11:31.5 +1:49.1	85			
Ski Time		12:15.1 +1:37.7	83	24:29.6 +3:17.8	84	36:58.8 +5:02.4	83	49:31.9 +6:35.3	84			1:01:03.4 +8:24.4	84	
Shooting	0	37.0 +24.0 =64 3		35.0 +47.0 =64 2		42.0 +21.0 =75 1		37.0 +28.0 =75				6	2:31.0 +40.0 =73	
Range Time		1:05.7 +13.7	25	4:05.0 +3:12.7	83	3:11.4 +2:15.5	80	2:06.3 +1:16.4	58				10:28.4 +6:30.5	74
Course Time		11:09.4 +1:24.2	87	11:09.5 +1:26.9	85	11:17.8 +1:34.9	85	11:26.8 +1:30.2	84	11:31.5 +1:49.1	85		56:35.0 +7:38.1	85
83	36	MORTON Cameron	AUS								7	1:07:03.7 +12:40.7	83	
Cumulative Time		12:58.3 +2:11.1	61	27:14.3 +5:37.6 =75		40:39.5 +7:17.6	79	55:54.3+11:20.4	82			1:07:03.7 +12:40.7	83	
Loop Time		12:58.3 +2:11.1	61	14:16.0 +3:34.6	75	13:25.2 +2:40.6	72	15:14.8 +4:26.6	84	11:09.4 +1:27.0	81			
Ski Time		11:58.3 +1:20.9	81	24:14.3 +3:02.5	81	36:39.5 +4:43.1	81	48:54.3 +5:57.7	81			1:00:03.7 +7:24.7	81	
Shooting	1	41.0 +20.0 =77 2		49.0 +33.0	86 1	51.0 +12.0	87 3	38.0 +27.0 =77				7	2:59.0 +1:08.0 =82	
Range Time		2:09.4 +1:17.4	58	3:16.4 +2:24.1	75	2:19.8 +1:23.9	73	4:05.1 +3:15.2	84				11:50.7 +7:52.8	82
Course Time		10:48.9 +1:03.7	81	10:59.6 +1:17.0	83	11:05.4 +1:22.5	79	11:09.7 +1:13.1	76	11:09.4 +1:27.0	81		55:13.0 +6:16.1	82
84	30	COSIC Miro	BIH								7	1:08:32.7 +14:09.7	84	
Cumulative Time		13:13.6 +2:26.4	65	28:35.4 +6:58.7	85	42:13.5 +8:51.6	84	56:54.3+12:20.4	84			1:08:32.7 +14:09.7	84	
Loop Time		13:13.6 +2:26.4	65	15:21.8 +4:40.4	87	13:38.1 +2:53.5	74	14:40.8 +3:52.6	82	11:38.4 +1:56.0	87			
Ski Time		12:13.6 +1:36.2	82	24:35.4 +3:23.6	85	37:13.5 +5:17.1	85	49:54.3 +6:57.7	85			1:01:32.7 +8:53.7	85	
Shooting	1	40.0 +21.0 =71 3		38.0 +44.0 =75 1		36.0 +27.0 =42 2		36.0 +29.0 =73				7	2:30.0 +39.0	72
Range Time		2:08.1 +1:16.1	54	4:06.0 +3:13.7	84	2:04.1 +1:08.2	60	3:03.8 +2:13.9	74				11:22.0 +7:24.1	81
Course Time		11:05.5 +1:20.3	86	11:15.8 +1:33.2	86	11:34.0 +1:51.1	86	11:37.0 +1:40.4	87	11:38.4 +1:56.0	87		57:10.7 +8:13.8	86



COMPETITION ANALYSIS / ANALYSE DE LA COMPÉTITION

CESANA SAN SICARIO SAT 11 FEB 2006 / SAM 11 FEV 2006 START TIME / DEBUT 13:00 END TIME / FINI A 14:43

Rank	Bib	Name	NOC Code		T								
		Loop 1	Loop 2	Loop 3	Loop 4	Loop 5	Result	Behind	Rk.				
		Time	Rank	Time	Rank	Time	Rank	Time	Rank				
85	17	BELTRAME Sebastian	ARG		9		1:09:24.3 +15:01.3	85					
Cumulative Time		13:16.6 +2:29.4	68	27:26.2 +5:49.5	78	44:02.1+10:40.2	87	58:30.6+13:56.7	85	1:09:24.3 +15:01.3	85		
Loop Time		13:16.6 +2:29.4	68	14:09.6 +3:28.2	74	16:35.9 +5:51.3	88	14:28.5 +3:40.3	79	10:53.7 +1:11.3	68		
Ski Time		12:16.6 +1:39.2	85	24:26.2 +3:14.4	83	37:02.1 +5:05.7	84	49:30.6 +6:34.0	83		1:00:24.3 +7:45.3	83	
Shooting	1	1:12.0 +11.0	3 2	58.0 +24.0	88 4	1:25.0 +22.0	2 2	52.0 +13.0	=85	9	4:27.0 +2:36.0	87	
Range Time		2:40.7 +1:48.7	62	3:26.1 +2:33.8	76	5:56.3 +5:00.4	88	3:19.4 +2:29.5	78		15:22.5 +11:24.6	86	
Course Time		10:35.9 +50.7	75	10:43.5 +1:00.9	75	10:39.6 +56.7	57	11:09.1 +1:12.5	75	10:53.7 +1:11.3	68	54:01.8 +5:04.9	74
86	27	MILENKOVIC Aleksandar	SCG		9		1:10:36.3 +16:13.3	86					
Cumulative Time		13:36.7 +2:49.5	=74	29:20.4 +7:43.7	87	43:05.1 +9:43.2	85	59:51.0+15:17.1	87	1:10:36.3 +16:13.3	86		
Loop Time		13:36.7 +2:49.5	=74	15:43.7 +5:02.3	88	13:44.7 +3:00.1	76	16:45.9 +5:57.7	87	10:45.3 +1:02.9	59		
Ski Time		12:36.7 +1:59.3	87	25:20.4 +4:08.6	87	38:05.1 +6:08.7	87	50:51.0 +7:54.4	87		1:01:36.3 +8:57.3	86	
Shooting	1	1:01.0 0.0	=1 3	1:22.0 0.0	1 1	1:03.0 0.0	1 4	1:05.0 0.0	1	9	4:31.0 +2:40.0	88	
Range Time		2:31.8 +1:39.8	60	4:51.0 +3:58.7	87	2:34.2 +1:38.3	75	5:34.8 +4:44.9	88		15:31.8 +11:33.9	87	
Course Time		11:04.9 +1:19.7	84	10:52.7 +1:10.1	80	11:10.5 +1:27.6	82	11:11.1 +1:14.5	78	10:45.3 +1:02.9	59	55:04.5 +6:07.6	81
87	29	ZUNIGA Marco	CHI		5		1:11:02.5 +16:39.5	87					
Cumulative Time		14:16.1 +3:28.9	83	28:38.3 +7:01.6	86	43:10.6 +9:48.7	86	58:42.8+14:08.9	86	1:11:02.5 +16:39.5	87		
Loop Time		14:16.1 +3:28.9	83	14:22.2 +3:40.8	78	14:32.3 +3:47.7	84	15:32.2 +4:44.0	86	12:19.7 +2:37.3	88		
Ski Time		13:16.1 +2:38.7	88	26:38.3 +5:26.5	88	40:10.6 +8:14.2	88	53:42.8+10:46.2	88		1:06:02.5 +13:23.5	88	
Shooting	1	1:01.0 0.0	=1 1	55.0 +27.0	87 1	59.0 +4.0	88 2	55.0 +10.0	88	5	3:50.0 +1:59.0	86	
Range Time		2:33.6 +1:41.6	61	2:26.5 +1:34.2	58	2:30.0 +1:34.1	74	3:25.4 +2:35.5	79		10:55.5 +6:57.6	78	
Course Time		11:42.5 +1:57.3	88	11:55.7 +2:13.1	88	12:02.3 +2:19.4	88	12:06.8 +2:10.2	88	12:19.7 +2:37.3	88	1:00:07.0 +11:10.1	88
88	40	CHRISTOFORIDIS Stavros	GRE		11		1:13:13.3 +18:50.3	88					
Cumulative Time		16:24.1 +5:36.9	88	30:58.1 +9:21.4	88	44:48.4+11:26.5	88	1:01:35.1+17:01.2	88	1:13:13.3 +18:50.3	88		
Loop Time		16:24.1 +5:36.9	88	14:34.0 +3:52.6	83	13:50.3 +3:05.7	77	16:46.7 +5:58.5	88	11:38.2 +1:55.8	86		
Ski Time		12:24.1 +1:46.7	86	24:58.1 +3:46.3	86	37:48.4 +5:52.0	86	50:35.1 +7:38.5	86		1:02:13.3 +9:34.3	87	
Shooting	4	48.0 +13.0	84 2	42.0 +40.0	=81 1	43.0 +20.0	=77 4	39.0 +26.0	=80	11	2:52.0 +1:01.0	80	
Range Time		5:18.8 +4:26.8	88	3:11.3 +2:19.0	73	2:13.5 +1:17.6	71	5:10.7 +4:20.8	87		15:54.3 +11:56.4	88	
Course Time		11:05.3 +1:20.1	85	11:22.7 +1:40.1	87	11:36.8 +1:53.9	87	11:36.0 +1:39.4	86	11:38.2 +1:55.8	86	57:19.0 +8:22.1	87
Did not start													
26	GRIBUSENCOV Mihail	MDA											

LEGEND

= Sign indicates a tie for rank Rk. Rank T Total penalties



WORLD CUP INDIVIDUAL SCORE MEN SCORE EN COUPE DU MONDE, INDIVIDUEL HOMMES FINAL RESULT - 3 OF 3 RESULTS SCORED

As of SAT 11 FEB 2006 / En date du SAM 11 FEV 2006

World Cup Events			
1 Hochfilzen, Men 20 km Individual	8 DEC 2005	3 Cesana San Sicario, Men's 20 km Individual	11 FEB 2006
2 Brezno-Osrblie, Men 20 km Individual	15 DEC 2005		

Rank	Name	NOC Code	Total	1	2	3
1	GREIS Michael	GER	133	3/43	4/40	1/50
2	BJOERNDALEN Ole Einar	NOR	92	2/46		2/46
3	POIREE Raphael	FRA	83	1/50	12/22	20/11
4	FISCHER Sven	GER	77	=18/13	1/50	17/14
5	HANEVOLD Halvard	NOR	77	6/34		3/43
6	TCHEPIKOV Sergei	RUS	77	5/37		4/40
7	ROSTOVTSEV Pavel	RUS	70	11/24	10/26	13/20
8	WOLF Alexander	GER	68	4/40	9/28	
9	ROESCH Michael	GER	56	=18/13	3/43	42
10	VUILLERMOZ Rene Laurent	ITA	54	7/32	15/16	25/6
11	SLESINGR Michal	CZE	50	14/18	7/32	45
12	HAKKINEN Jay	USA	48	12/22	65	10/26
13	TCHOUDOV Maxim	RUS	46		2/46	32
14	TCHEREZOV Ivan	RUS	43	40	18/13	8/30
15	MESOTITSCH Daniel	AUT	42	9/28	17/14	59
16	FERRY Bjorn	SWE	41	30/1	5/37	28/3
17	MATIASKO Marek	SVK	40	75	28/3	5/37
18	SIKORA Tomasz	POL	36	10/26	44	21/10
19	GROSS Ricco	GER	36	54	19/12	11/24
20	ROBERT Julien	FRA	34	45	31	6/34
21	BIRNBACHER Andreas	GER	34	71	6/34	
22	DE LORENZI Christian	ITA	32	56	34	7/32
23	BASHKIROV Sergey	RUS	32	8/30	29/2	
24	ECKHOFF Stian	NOR	31	15/16		16/15
25	HALLENBARTER Simon	SUI	30	67	8/30	77
26	PALLHUBER Wilfried	ITA	30	29/2		9/28
27	AIDAROV Alexei	BLR	28	27/4	11/24	
28	SUGA Kyoji	JPN	26	66	23/8	14/18
29	PINTER Friedrich	AUT	25	13/20	42	26/5
30	BERGMAN Carl Johan	SWE	23	60	16/15	23/8
31	PUURUNEN Paaavo	FIN	22	=37	72	12/22
32	KRUGLOV Nikolay	RUS	22	20/11	20/11	
33	BRICIS Ilmars	LAT	21	=22/9		19/12
34	PUMP Carsten	GER	20	39	13/20	
35	MYKLAND Anstein	NOR	18		14/18	
36	ANDRESEN Frode	NOR	16	50		15/16
37	LYSENKO Ruslan	UKR	16	28/3	37	18/13
38	NILSSON Mattias Jr.	SWE	15	16/15	47	44
39	DEFRASNE Vincent	FRA	14	17/14		34
40	GREBOT Lionel	FRA	10	32	21/10	
41	SHULMAN Filipp	RUS	10	21/10	70	
42	DOSTAL Roman	CZE	10	=22/9	40	30/1
43	VITEK Zdenek	CZE	9	44	53	22/9
44	ISA Hidenori	JPN	9	87	22/9	64
45	HOLUBEC Tomas	CZE	7	24/7	76	33
46	NOVIKOV Sergei	BLR	7	35	48	24/7
47	ANDERSEN Haakon	NOR	7		24/7	
48	BERZINS Janis	LAT	6	48	25/6	37
49	SUMANN Christoph	AUT	6	25/6	38	
50	VALIULLIN Rustam	BLR	5	26/5	93	46
51	CANNARD Ferreol	FRA	5	64	26/5	
52	SASHURIN Vadim	BLR	4	47	27/4	
53	BAILEY Lowell	USA	4	70		27/4
54	HURAJT Pavol	SVK	2	81	33	29/2
55	DERKACH Vyacheslav	UKR	1	59	30/1	



**WORLD CUP INDIVIDUAL SCORE MEN
SCORE EN COUPE DU MONDE, INDIVIDUEL HOMMES
FINAL RESULT - 3 OF 3 RESULTS SCORED**

As of SAT 11 FEB 2006 / En date du SAM 11 FEV 2006

NOTE																														
Numbers separated by a slash indicate World Cup rank / points. Number of points awarded for each rank is shown in the table below:																														
Place	1	2	3	4	5	6	7	8	9	10	11	12	13	14	15	16	17	18	19	20	21	22	23	24	25	26	27	28	29	30
Points	50	46	43	40	37	34	32	30	28	26	24	22	20	18	16	15	14	13	12	11	10	9	8	7	6	5	4	3	2	1



REVISED

FINAL RESULTS - COMPETITION DATA SUMMARY
RÉSULTATS DÉFINITIFS - RÉSUMÉ DES DONNÉES DE COMPÉTITION

CESANA SAN SICARIO MON 13 FEB 2006 / LUN 13 FEV 2006 START TIME / DEBUT 12:00 END TIME / FINI A 13:35

Participation

Number of Entries:	82
Did not start:	0
Did not finish:	0
Disqualified:	1
Ranked Competitors:	81

Atmospheric Conditions at the Stadium

	30 min. before Start	At Start Time	30 min. after Start	At End Time
Weather	Sky Clear	Sky Clear	Sky Clear	Sky Clear
Snow Condition	Packed	Packed	Packed	Packed
Snow Temperature	-7.0 °C	-4.2 °C	-5.2 °C	-5.0 °C
Air Temperature	3.3 °C	2.6 °C	2.8 °C	3.0 °C
Humidity	30 %	31 %	30 %	31 %
Wind Direction/Speed	ENE 0.0 m/s	ENE 0.3 m/s	SSE 0.2 m/s	WNW 1.2 m/s

Jury Information

IBU Technical Delegate - Chairman	BAIER Norbert	GER
IBU Assistant Technical Delegate	ROGNSTAD Johnny	NOR
Chief of Competition	PRUCKER Ubaldo	ITA
Member	PICHLER Wolfgang	SWE
Member	POLKHOVSKIY Valeriy	RUS



Course Information

red 3.0 km + red 3.0 km + red 3.0 km + red 3.0 km + red 3.0 km

Total Course Length:	15.000 m
Height Difference:	54 m
Max. Climb:	13 m
Total Climb:	490 m

Jury Decisions

Bib 44 PYLEVA Olga (RUS) - Disqualified IBU Disc. Rule 7.5.c (violation of anti-doping rules)

IBU Technical Delegate - Chairman  BAIER Norbert (GER)	IBU Assistant Technical Delegate  ROGNSTAD Johnny (NOR)
--	---

LEGEND

ENE East-Northeast **SSE** South-Southeast **WNW** West-Northwest

Bib 44 PYLEVA Olga (RUS) - Disqualified due to violation of anti-doping rules



REVISED

FINAL RESULTS / RÉSULTATS DÉFINITIFS

CESANA SAN SICARIO MON 13 FEB 2006 / LUN 13 FEV 2006 START TIME / DEBUT 12:00 END TIME / FINI A 13:35

Rank	Bib	Name	NOC Code	Ski Time	P	S	P	S	T	Result	Behind	WC	NC
1	15	ISHMOURATOVA Svetlana	RUS	48:24.1	0	0	1	0	1	49:24.1	0.0	50	150
2	32	GLAGOW Martina	GER	48:34.9	0	1	0	1	2	50:34.9	+1:10.8	46	146
3	26	AKHATOVA Albina	RUS	48:55.0	1	0	0	1	2	50:55.0	+1:30.9	43	143
4	10	HENKEL Andrea	GER	49:46.3	0	0	0	2	2	51:46.3	+2:22.2	40	140
5	35	PALKA Krystyna	POL	51:50.7	0	0	0	0	0	51:50.7	+2:26.6	37	137
6	38	BAILLY Sandrine	FRA	48:58.2	1	1	0	1	3	51:58.2	+2:34.1	34	134
7	13	NAZAROVA Olga	BLR	49:59.6	2	0	0	0	2	51:59.6	+2:35.5	32	132
8	31	LEVTCHENKOVA Natalia	MDA	50:11.7	0	2	0	0	2	52:11.7	+2:47.6	30	130
9	27	POIREE Liv Grete	NOR	49:22.0	0	0	0	3	3	52:22.0	+2:57.9	28	128
10	5	LIDUMA Madara	LAT	48:27.2	1	1	1	1	4	52:27.2	+3:03.1	26	126
11	47	DAFOVSKA Ekaterina	BUL	49:45.1	0	1	1	1	3	52:45.1	+3:21.0	24	124
12	18	DISL Uschi	GER	47:49.7	0	2	0	3	5	52:49.7	+3:25.6	22	122
13	40	BERGER Tora	NOR	50:53.4	1	1	0	0	2	52:53.4	+3:29.3	20	120
14	9	ZUBRILOVA Olena	BLR	51:55.6	0	0	0	1	1	52:55.6	+3:31.5	18	118
15	42	OLOFSSON Anna Carin	SWE	47:55.8	1	3	0	1	5	52:55.8	+3:31.7	16	116
16	6	WILHELM Kati	GER	47:59.0	0	0	3	2	5	52:59.0	+3:34.9	15	115
17	12	PONZA Michela	ITA	51:01.4	0	0	1	1	2	53:01.4	+3:37.3	14	114
18	39	GREGORIN Teja	SLO	50:03.7	0	2	0	1	3	53:03.7	+3:39.6	13	113
19	24	TOFALVI Eva	ROM	51:04.3	0	1	0	1	2	53:04.3	+3:40.2	12	112
20	34	KHVOSTENKO Oksana	UKR	52:22.5	0	0	0	1	1	53:22.5	+3:58.4	11	111
21	77	MALI Andreja	SLO	52:46.0	1	0	0	0	1	53:46.0	+4:21.9	10	110
22	25	PAVKOVCEKOVA Marcela	SVK	50:52.8	0	0	1	2	3	53:52.8	+4:28.7	9	109
23	3	LIU Xianying	CHN	48:55.6	1	3	0	1	5	53:55.6	+4:31.5	8	108
24	8	BECAERT Sylvie	FRA	51:59.0	0	1	1	0	2	53:59.0	+4:34.9	7	107
25	51	KONG Yingchao	CHN	51:03.5	0	1	1	1	3	54:03.5	+4:39.4	6	106
26	36	BAVEREL-ROBERT Florence	FRA	49:14.1	4	0	1	0	5	54:14.1	+4:50.0	5	105
27	46	KOCHER Zina	CAN	51:18.8	0	2	0	1	3	54:18.8	+4:54.7	4	104
28	57	NIKOULTCHINA Irina	BUL	48:29.3	1	2	2	1	6	54:29.3	+5:05.2	3	103
29	37	PETROVA Olena	UKR	51:35.6	0	2	0	1	3	54:35.6	+5:11.5	2	102
30	63	GRUDICEK Dijana	SLO	51:01.3	0	1	1	2	4	55:01.3	+5:37.2	1	101
31	60	YIN Qiao	CHN	51:06.2	2	1	0	1	4	55:06.2	+5:42.1		100
32	54	TANAKA Tamami	JPN	51:10.5	2	0	1	1	4	55:10.5	+5:46.4		99
33	7	GWIZDON Magdalena	POL	51:17.5	1	1	1	1	4	55:17.5	+5:53.4		98
34	49	HALINAROVA Martina	SVK	51:17.7	2	1	0	1	4	55:17.7	+5:53.6		97
35	28	BOGALIY Anna	RUS	50:18.4	0	2	1	2	5	55:18.4	+5:54.3		96
36	58	EFREMOVA Lilia	UKR	50:28.0	2	2	0	1	5	55:28.0	+6:03.9		95
37	30	MEGURO Kanae	JPN	50:28.4	0	3	1	1	5	55:28.4	+6:04.3		94
38	76	ERTL Barbara	ITA	53:30.0	1	0	0	1	2	55:30.0	+6:05.9		93
39	22	BRANKOVIC Tadeja	SLO	49:38.9	0	2	1	3	6	55:38.9	+6:14.8		92
40	69	PERETTO Delphyne	FRA	52:40.5	1	1	1	0	3	55:40.5	+6:16.4		91
41	53	STEER Rachel	USA	52:48.3	1	1	1	0	3	55:48.3	+6:24.2		90
42	29	KEITH Sandra	CAN	53:56.3	1	0	0	1	2	55:56.3	+6:32.2		89
43	21	FILIPOVA Pavlina	BUL	51:07.7	1	0	1	3	5	56:07.7	+6:43.6		88
44	50	IVANOVA Ekaterina	BLR	50:09.7	3	0	2	1	6	56:09.7	+6:45.6		87
45	48	HOLUBCOVA Katerina	CZE	52:17.9	0	0	3	1	4	56:17.9	+6:53.8		86
46	80	SEMERENKO Valj	UKR	53:22.6	0	1	1	1	3	56:22.6	+6:58.5		85
47	67	MIHOKOVA Sona	SVK	51:29.5	1	0	3	1	5	56:29.5	+7:05.4		84
48	61	BRICE Anzela	LAT	54:30.5	0	0	0	2	2	56:30.5	+7:06.4		83
49	19	LEBEDEVA Anna	KAZ	52:46.5	1	1	1	1	4	56:46.5	+7:22.4		82
50	17	TJORHOM Linda	NOR	50:47.8	2	2	0	2	6	56:47.8	+7:23.7		81
51	43	SANTER Saskia	ITA	50:52.1	1	2	1	2	6	56:52.1	+7:28.0		80
52	62	SANTER Nathalie	ITA	51:08.4	0	2	1	3	6	57:08.4	+7:44.3		79
53	20	VEJNAROVA Zdenka	CZE	51:14.3	4	1	1	0	6	57:14.3	+7:50.2		78



REVISED

FINAL RESULTS / RÉSULTATS DÉFINITIFS

CESANA SAN SICARIO MON 13 FEB 2006 / LUN 13 FEV 2006 START TIME / DEBUT 12:00 END TIME / FINI A 13:35

Rank	Bib	Name	NOC Code	Ski Time	P	S	P	S	T	Result	Behind	WC	NC
54	78	KADEVA Nina	BUL	52:15.0	2	1	0	2	5	57:15.0	+7:50.9		
55	66	TSUKIDATE Ikuyo	JPN	53:20.4	1	2	0	1	4	57:20.4	+7:56.3		76
56	79	PONIKWIA Katarzyna	POL	53:32.7	2	1	1	0	4	57:32.7	+8:08.6		75
57	2	BARNES Tracy	USA	56:58.0	1	0	0	0	1	57:58.0	+8:33.9		74
58	23	HOU Yuxia	CHN	49:35.7	1	2	2	4	9	58:35.7	+9:11.6		
59	75	GEREKOVA Jana	SVK	53:37.2	1	2	1	1	5	58:37.2	+9:13.1		
60	11	ANDREASSEN Gunn Margit	NOR	53:04.3	0	0	1	5	6	59:04.3	+9:40.2		
61	65	REZLEROVA Magda	CZE	53:18.0	1	2	3	0	6	59:18.0	+9:53.9		70
62	64	KONRAD Sarah	USA	49:33.1	2	2	4	2	10	59:33.1	+10:09.0		69
63	41	SAVLAKA Linda	LAT	56:44.3	3	0	0	0	3	59:44.3	+10:20.2		68
64	73	BARNES Lanny	USA	55:46.2	1	2	0	1	4	59:46.2	+10:22.1		
65	56	ALBERT Martine	CAN	54:52.1	2	0	0	3	5	59:52.1	+10:28.0		66
66	1	RASIMOVICIUTE Diana	LTU	52:04.4	3	2	1	2	8	1:00:04.4	+10:40.3		65
67	71	CESNEKOVA Irena	CZE	53:08.0	3	0	2	2	7	1:00:08.0	+10:43.9		
68	70	RUSU Alexandra	ROM	55:13.7	1	3	0	1	5	1:00:13.7	+10:49.6		63
69	82	OTAKA Tomomi	JPN	54:22.2	1	2	2	1	6	1:00:22.2	+10:58.1		
70	72	KRUMINA Gerda	LAT	56:26.1	0	1	1	2	4	1:00:26.1	+11:02.0		
71	68	GRZYWA Magdalena	POL	53:41.3	2	0	3	2	7	1:00:41.3	+11:17.2		
72	45	PLOTOGEA Dana Elena	ROM	53:45.5	2	1	2	2	7	1:00:45.5	+11:21.4		59
73	14	SAUE Eveli	EST	55:53.6	3	1	0	1	5	1:00:53.6	+11:29.5		58
74	4	VASILJEVIC Aleksandra	BIH	1:00:11.8	1	0	0	0	1	1:01:11.8	+11:47.7		57
75	81	PURDEA Mihaela	ROM	55:11.5	3	2	2	0	7	1:02:11.5	+12:47.4		
76	59	ZIKOUNKOVA Ksenia	BLR	54:17.5	1	2	2	3	8	1:02:17.5	+12:53.4		
77	74	PARENT Marie Pierre	CAN	58:57.1	0	3	0	1	4	1:02:57.1	+13:33.0		
78	52	FOWLER Emma	GBR	56:38.9	0	3	1	3	7	1:03:38.9	+14:14.8		53
79	16	STARCEVIC Petra	CRO	58:49.6	4	1	1	2	8	1:06:49.6	+17:25.5		52
80	33	GOTTSCHALL Zsafia	HUN	1:00:17.3	1	3	1	3	8	1:08:17.3	+18:53.2		51
81	55	ISBEJ Veronica	CHI	1:07:55.3	2	2	1	2	7	1:14:55.3	+25:31.2		50

Jury Decisions

Disqualified / Disqualifés

44 PYLEVA Olga RUS 49:09.6 1 0 0 0 1 IBU DR 7.5.c

LEGEND

NC Nation Cup P Prone S Standing T Total penalties WC World Cup

Bib 44 PYLEVA Olga (RUS) - Disqualified due to violation of anti-doping rules



REVISED

COMPETITION ANALYSIS / ANALYSE DE LA COMPÉTITION

CESANA SAN SICARIO MON 13 FEB 2006 / LUN 13 FEV 2006 START TIME / DEBUT 12:00 END TIME / FINI A 13:35

Rank	Bib	Name	NOC		Code		T											
		Loop 1		Loop 2		Loop 3		Loop 4		Loop 5		Result Behind		Rk.				
		Time	Rank	Time	Rank	Time	Rank	Time	Rank	Time	Rank							
1	15	ISHMOURATOVA Svetlana	RUS										1	49:24.1	0.0	1		
Cumulative Time	9:53.1	+12.7	5	19:33.4	+17.3	3	30:31.1	+50.5	3	40:28.4	0.0	1	49:24.1	0.0	1			
Loop Time	9:53.1	+12.7	5	9:40.3	+4.6	2	10:57.7	+1:08.3	25	9:57.3	0.0	1	8:55.7	+33.9	8			
Ski Time	9:53.1	+12.7	7	19:33.4	+17.3	4	29:31.1	+21.6	4	39:28.4	+13.9	4	48:24.1	+34.4	4			
Shooting	0	34.0	+6.0 =26	0	30.0	+7.0 =15	1	38.0	+9.0 =32	0	33.0	+11.0 =30	1	2:15.0	+30.0 =19			
Range Time	1:02.6	+3.7	12	59.0	+3.0	7	2:09.1	+1:07.7	51	1:03.4	+8.4	11	5:14.1	+49.6	4			
Course Time	8:50.5	+14.3	=6	8:41.3	+8.6	5	8:48.6	+10.4	4	8:53.9	+17.6	4	8:55.7	+33.9	8	44:10.0	+55.3	6
2	32	GLAGOW Martina	GER										2	50:34.9	+1:10.8	2		
Cumulative Time	9:58.5	+18.1	=6	21:00.7	+1:44.6	12	31:00.8	+1:20.2	5	42:03.2	+1:34.8	3	50:34.9	+1:10.8	3			
Loop Time	9:58.5	+18.1	=6	11:02.2	+1:26.5	30	10:00.1	+10.7	3	11:02.4	+1:05.1	16	8:31.7	+9.9	2			
Ski Time	9:58.5	+18.1	=10	20:00.7	+44.6	13	30:00.8	+51.3	10	40:03.2	+48.7	10	48:34.9	+45.2	7			
Shooting	0	34.0	+6.0 =26	1	44.0	+21.0 =73	0	38.0	+9.0 =32	1	33.0	+11.0 =30	2	2:29.0	+44.0 =46			
Range Time	1:03.0	+4.1	14	2:12.1	+1:16.1	48	1:08.6	+7.2	15	2:02.3	+1:07.3	28	6:26.0	+2:01.5	14			
Course Time	8:55.5	+19.3	11	8:50.1	+17.4	12	8:51.5	+13.3	7	9:00.1	+23.8	9	8:31.7	+9.9	2	44:08.9	+54.2	5
3	26	AKHATOVA Albina	RUS										2	50:55.0	+1:30.9	3		
Cumulative Time	11:04.6	+1:24.2	33	20:47.4	+1:31.3	8	30:54.6	+1:14.0	4	41:54.6	+1:26.2	2	50:55.0	+1:30.9	4			
Loop Time	11:04.6	+1:24.2	33	9:42.8	+7.1	3	10:07.2	+17.8	5	11:00.0	+1:02.7	15	9:00.4	+38.6	13			
Ski Time	10:04.6	+24.2	13	19:47.4	+31.3	9	29:54.6	+45.1	9	39:54.6	+40.1	8	48:55.0	+1:05.3	8			
Shooting	1	39.0	+11.0 =55	0	30.0	+7.0 =15	0	47.0	+18.0 =70	1	32.0	+10.0 =19	2	2:28.0	+43.0 45			
Range Time	2:09.7	+1:10.8	49	58.8	+2.8	6	1:17.8	+16.4	33	2:00.1	+1:05.1	23	6:26.4	+2:01.9	15			
Course Time	8:54.9	+18.7	10	8:44.0	+11.3	7	8:49.4	+11.2	5	8:59.9	+23.6	7	9:00.4	+38.6	13	44:28.6	+1:13.9	8
4	10	HENKEL Andrea	GER										2	51:46.3	+2:22.2	4		
Cumulative Time	10:07.8	+27.4	9	20:05.5	+49.4	4	30:22.0	+41.4	2	42:42.1	+2:13.7	6	51:46.3	+2:22.2	5			
Loop Time	10:07.8	+27.4	9	9:57.7	+22.0	6	10:16.5	+27.1	11	12:20.1	+2:22.8	51	9:04.2	+42.4	16			
Ski Time	10:07.8	+27.4	14	20:05.5	+49.4	14	30:22.0	+1:12.5	16	40:42.1	+1:27.6	18	49:46.3	+1:56.6	18			
Shooting	0	34.0	+6.0 =26	0	32.0	+9.0 =27	0	40.0	+11.0 =42	2	38.0	+16.0 =51	2	2:24.0	+39.0 =38			
Range Time	1:02.2	+3.3	10	1:00.1	+4.1	8	1:11.3	+9.9	22	3:06.2	+2:11.2	63	6:19.8	+1:55.3	11			
Course Time	9:05.6	+29.4	18	8:57.6	+24.9	17	9:05.2	+27.0	17	9:13.9	+37.6	18	9:04.2	+42.4	16	45:26.5	+2:11.8	17
5	35	PALKA Krystyna	POL										0	51:50.7	+2:26.6	5		
Cumulative Time	10:25.7	+45.3	19	20:52.4	+1:36.3	10	31:46.1	+2:05.5	9	42:25.9	+1:57.5	4	51:50.7	+2:26.6	6			
Loop Time	10:25.7	+45.3	19	10:26.7	+51.0	18	10:53.7	+1:04.3	23	10:39.8	+42.5	7	9:24.8	+1:03.0	31			
Ski Time	10:25.7	+45.3	38	20:52.4	+1:36.3	43	31:46.1	+2:36.6	46	42:25.9	+3:11.4	45	51:50.7	+4:01.0	44			
Shooting	0	39.0	+11.0 =55	0	30.0	+7.0 =15	0	39.0	+10.0 =39	0	34.0	+12.0 =37	0	2:22.0	+37.0 =34			
Range Time	1:08.8	+9.9	28	1:01.1	+5.1 =13		1:10.7	+9.3	21	1:03.9	+8.9	12	4:24.5	0.0	1			
Course Time	9:16.9	+40.7	32	9:25.6	+52.9	49	9:43.0	+1:04.8	50	9:35.9	+59.6	40	9:24.8	+1:03.0	31	47:26.2	+4:11.5	43
6	38	BAILLY Sandrine	FRA										3	51:58.2	+2:34.1	6		
Cumulative Time	10:52.0	+1:11.6	29	21:35.5	+2:19.4	19	31:42.3	+2:01.7	8	42:48.4	+2:20.0	7	51:58.2	+2:34.1	7			
Loop Time	10:52.0	+1:11.6	29	10:43.5	+1:07.8	22	10:06.8	+17.4	4	11:06.1	+1:08.8	19	9:09.8	+48.0 =22				
Ski Time	9:52.0	+11.6	5	19:35.5	+19.4	6	29:42.3	+32.8	7	39:48.4	+33.9	7	48:58.2	+1:08.5	10			
Shooting	1	39.0	+11.0 =55	1	32.0	+9.0 =27	0	39.0	+10.0 =39	1	30.0	+8.0 =14	3	2:20.0	+35.0 =28			
Range Time	2:06.5	+1:07.6	43	2:01.3	+1:05.3	36	1:08.4	+7.0	14	1:57.3	+1:02.3	20	7:13.5	+2:49.0	22			
Course Time	8:45.5	+9.3	4	8:42.2	+9.5	6	8:58.4	+20.2	10	9:08.8	+32.5	13	9:09.8	+48.0 =22	44:44.7	+1:30.0	10	
7	13	NAZAROVA Olga	BLR										2	51:59.6	+2:35.5	7		
Cumulative Time	12:15.2	+2:34.8	60	22:17.3	+3:01.2	28	32:25.1	+2:44.5	16	42:39.8	+2:11.4	5	51:59.6	+2:35.5	8			
Loop Time	12:15.2	+2:34.8	60	10:02.1	+26.4	7	10:07.8	+18.4	6	10:14.7	+17.4	3	9:19.8	+58.0	27			
Ski Time	10:15.2	+34.8	25	20:17.3	+1:01.2	20	30:25.1	+1:15.6	17	40:39.8	+1:25.3	17	49:59.6	+2:09.9	19			
Shooting	2	32.0	+4.0 =13	0	27.0	+4.0 =6	0	32.0	+3.0 =4	0	28.0	+6.0 =7	2	1:59.0	+14.0 =5			
Range Time	3:01.1	+2:02.2	60	56.0	0.0	1	1:01.9	+0.5	3	58.1	+3.1	3	5:57.1	+1:32.6	7			
Course Time	9:14.1	+37.9	27	9:06.1	+33.4	29	9:05.9	+27.7	18	9:16.6	+40.3	22	9:19.8	+58.0	27	46:02.5	+2:47.8	25



REVISED

COMPETITION ANALYSIS / ANALYSE DE LA COMPÉTITION

CESANA SAN SICARIO MON 13 FEB 2006 / LUN 13 FEV 2006 START TIME / DEBUT 12:00 END TIME / FINI A 13:35

Rank	Bib	Name	NOC Code		T													
		Loop 1	Loop 2	Loop 3	Loop 4	Loop 5	Result	Behind	Rk.									
		Time	Rank	Time	Rank	Time	Rank	Time	Rank									
8	31	LEVTCHENKOVA Natalia	MDA		2		52:11.7	+2:47.6	8									
Cumulative Time	10:20.5	+40.1	15	22:30.0	+3:13.9	=34	32:42.1	+3:01.5	18	43:01.9	+2:33.5	10	52:11.7	+2:47.6	9			
Loop Time	10:20.5	+40.1	15	12:09.5	+2:33.8	58	10:12.1	+22.7	9	10:19.8	+22.5	4	9:09.8	+48.0	=22			
Ski Time	10:20.5	+40.1	31	20:30.0	+1:13.9	=30	30:42.1	+1:32.6	23	41:01.9	+1:47.4	20						
Shooting	0	33.0	+5.0	=21	2	40.0	+17.0	65	0	38.0	+9.0	=32	0	36.0	+14.0	=44		
Range Time	1:02.5	+3.6	11	3:08.2	+2:12.2	65	1:07.8	+6.4	13	1:05.6	+10.6	14	2	2:27.0	+42.0	=42		
Course Time	9:18.0	+41.8	37	9:01.3	+28.6	20	9:04.3	+26.1	16	9:14.2	+37.9	20	9:09.8	+48.0	=22	45:47.6	+2:32.9	21
9	27	POIREE Liv Grete	NOR		3		52:22.0	+2:57.9	9									
Cumulative Time	9:44.6	+4.2	2	19:32.0	+15.9	2	29:40.6	0.0	1	42:59.9	+2:31.5	8	52:22.0	+2:57.9	10			
Loop Time	9:44.6	+4.2	2	9:47.4	+11.7	4	10:08.6	+19.2	7	13:19.3	+3:22.0	70	9:22.1	+1:00.3	29			
Ski Time	9:44.6	+4.2	2	19:32.0	+15.9	3	29:40.6	+31.1	6	39:59.9	+45.4	9						
Shooting	0	31.0	+3.0	=10	0	31.0	+8.0	=23	0	33.0	+4.0	=6	3	40.0	+18.0	=61		
Range Time	1:00.2	+1.3	3	1:00.2	+4.2	9	1:01.8	+0.4	2	4:10.6	+3:15.6	72						
Course Time	8:44.4	+8.2	3	8:47.2	+14.5	8	9:06.8	+28.6	19	9:08.7	+32.4	12	9:22.1	+1:00.3	29	45:09.2	+1:54.5	12
10	5	LIDUMA Madara	LAT		4		52:27.2	+3:03.1	10									
Cumulative Time	10:54.3	+1:13.9	30	21:40.0	+2:23.9	22	32:50.1	+3:09.5	20	43:44.0	+3:15.6	15	52:27.2	+3:03.1	11			
Loop Time	10:54.3	+1:13.9	30	10:45.7	+1:10.0	23	11:10.1	+1:20.7	31	10:53.9	+56.6	10	8:43.2	+21.4	6			
Ski Time	9:54.3	+13.9	8	19:40.0	+23.9	7	29:50.1	+40.6	8	39:44.0	+29.5	6						
Shooting	1	30.0	+2.0	=4	1	29.0	+6.0	=11	1	38.0	+9.0	=32	1	26.0	+4.0	=4		
Range Time	1:59.5	+1:00.6	32	1:57.2	+1:01.2	33	2:07.5	+1:06.1	=45	1:53.9	+58.9	18						
Course Time	8:54.8	+18.6	9	8:48.5	+15.8	10	9:02.6	+24.4	14	9:00.0	+23.7	8	8:43.2	+21.4	6	44:29.1	+1:14.4	9
11	47	DAFOVSKA Ekaterina	BUL		3		52:45.1	+3:21.0	11									
Cumulative Time	9:58.5	+18.1	=6	20:50.0	+1:33.9	9	32:05.5	+2:24.9	12	43:27.3	+2:58.9	11	52:45.1	+3:21.0	12			
Loop Time	9:58.5	+18.1	=6	10:51.5	+1:15.8	25	11:15.5	+1:26.1	33	11:21.8	+1:24.5	23	9:17.8	+56.0	26			
Ski Time	9:58.5	+18.1	=10	19:50.0	+33.9	10	30:05.5	+56.0	12	40:27.3	+1:12.8	13						
Shooting	0	29.0	+1.0	=2	1	25.0	+2.0	=3	1	33.0	+4.0	=6	1	32.0	+10.0	=19		
Range Time	58.9	0.0	1	1:54.7	+58.7	31	2:04.0	+1:02.6	38	2:02.7	+1:07.7	29						
Course Time	8:59.6	+23.4	13	8:56.8	+24.1	16	9:11.5	+33.3	=23	9:19.1	+42.8	24	9:17.8	+56.0	26	45:44.8	+2:30.1	18
12	18	DISL Uschi	GER		5		52:49.7	+3:25.6	12									
Cumulative Time	9:50.1	+9.7	3	21:35.2	+2:19.1	18	31:27.2	+1:46.6	7	44:14.5	+3:46.1	19	52:49.7	+3:25.6	13			
Loop Time	9:50.1	+9.7	3	11:45.1	+2:09.4	48	9:52.0	+2.6	2	12:47.3	+2:50.0	63	8:35.2	+13.4	3			
Ski Time	9:50.1	+9.7	4	19:35.2	+19.1	5	29:27.2	+17.7	3	39:14.5	0.0	1						
Shooting	0	35.0	+7.0	=32	2	41.0	+18.0	=66	0	42.0	+13.0	=51	3	40.0	+18.0	=61		
Range Time	1:02.8	+3.9	13	3:09.5	+2:13.5	66	1:11.7	+10.3	=23	4:11.0	+3:16.0	73						
Course Time	8:47.3	+11.1	5	8:35.6	+2.9	3	8:40.3	+2.1	3	8:36.3	0.0	1	8:35.2	+13.4	3	43:14.7	0.0	1
13	40	BERGER Tora	NOR		2		52:53.4	+3:29.3	13									
Cumulative Time	11:22.3	+1:41.9	40	22:22.5	+3:06.4	29	32:55.8	+3:15.2	22	43:27.9	+2:59.5	12	52:53.4	+3:29.3	14			
Loop Time	11:22.3	+1:41.9	40	11:00.2	+1:24.5	29	10:33.3	+43.9	17	10:32.1	+34.8	5	9:25.5	+1:03.7	33			
Ski Time	10:22.3	+41.9	33	20:22.5	+1:06.4	24	30:55.8	+1:46.3	27	41:27.9	+2:13.4	25						
Shooting	1	36.0	+8.0	=38	1	24.0	+1.0	2	0	34.0	+5.0	=11	0	24.0	+2.0	3		
Range Time	2:05.2	+1:06.3	40	1:54.0	+58.0	30	1:05.5	+4.1	6	55.0	0.0	1						
Course Time	9:17.1	+40.9	35	9:06.2	+33.5	30	9:27.8	+49.6	41	9:37.1	+1:00.8	41	9:25.5	+1:03.7	33	46:53.7	+3:39.0	38
14	9	ZUBRILOVA Olena	BLR		1		52:55.6	+3:31.5	14									
Cumulative Time	10:10.6	+30.2	12	20:15.7	+59.6	5	31:02.9	+1:22.3	6	43:01.1	+2:32.7	9	52:55.6	+3:31.5	15			
Loop Time	10:10.6	+30.2	12	10:05.1	+29.4	9	10:47.2	+57.8	21	11:58.2	+2:00.9	42	9:54.5	+1:32.7	59			
Ski Time	10:10.6	+30.2	18	20:15.7	+59.6	17	31:02.9	+1:53.4	33	42:01.1	+2:46.6	41						
Shooting	0	33.0	+5.0	=21	0	30.0	+7.0	=15	0	37.0	+8.0	=25	1	32.0	+10.0	=19		
Range Time	1:03.7	+4.8	20	1:00.4	+4.4	10	1:16.5	+15.1	30	2:04.7	+1:09.7	36						
Course Time	9:06.9	+30.7	19	9:04.7	+32.0	26	9:30.7	+52.5	43	9:53.5	+1:17.2	55	9:54.5	+1:32.7	59	47:30.3	+4:15.6	44



REVISED

COMPETITION ANALYSIS / ANALYSE DE LA COMPÉTITION

CESANA SAN SICARIO MON 13 FEB 2006 / LUN 13 FEV 2006 START TIME / DEBUT 12:00 END TIME / FINI A 13:35

Rank	Bib	Name	NOC		Code		T												
		Loop 1	Loop 2		Loop 3		Loop 4		Loop 5		Result	Behind	Rk.						
		Time	Rank	Time	Rank	Time	Rank	Time	Rank	Time	Rank								
15	42	OLOFSSON Anna Carin	SWE								5	52:55.8	+3:31.7	15					
Cumulative Time		10:48.3	+1:07.9	28	23:31.7	+4:15.6	46	33:21.1	+3:40.5	28	44:18.1	+3:49.7	21	52:55.8	+3:31.7	16			
Loop Time		10:48.3	+1:07.9	28	12:43.4	+3:07.7	69	9:49.4	0.0	1	10:57.0	+59.7	12	8:37.7	+15.9	4			
Ski Time		9:48.3	+7.9	3	19:31.7	+15.6	2	29:21.1	+11.6	2	39:18.1	+3.6	3	47:55.8	+6.1	2			
Shooting	1	36.0	+8.0	=38 3	45.0	+22.0	=75 0	41.0	+12.0	=49 1	46.0	+24.0	75	5	2:48.0	+1:03.0	=71		
Range Time		2:04.1	+1:05.2	38	4:10.7	+3:14.7	79	1:10.1	+8.7	20	2:13.3	+1:18.3	50	9:38.2	+5:13.7	55			
Course Time		8:44.2	+8.0	2	8:32.7	0.0	1	8:39.3	+1.1	2	8:43.7	+7.4	2	8:37.7	+15.9	4	43:17.6	+2.9	2
16	6	WILHELM Kati	GER								5	52:59.0	+3:34.9	16					
Cumulative Time		9:40.4	0.0	1	19:16.1	0.0	1	32:09.5	+2:28.9	14	44:17.0	+3:48.6	20	52:59.0	+3:34.9	17			
Loop Time		9:40.4	0.0	1	9:35.7	0.0	1	12:53.4	+3:04.0	68	12:07.5	+2:10.2	46	8:42.0	+20.2	5			
Ski Time		9:40.4	0.0	1	19:16.1	0.0	1	29:09.5	0.0	1	39:17.0	+2.5	2	47:59.0	+9.3	3			
Shooting	0	35.0	+7.0	=32 0	36.0	+13.0	=49 3	46.0	+17.0	=68 2	38.0	+16.0	=51	5	2:35.0	+50.0	=60		
Range Time		1:04.2	+5.3	21	1:02.9	+6.9	20	4:15.2	+3:13.8	78	3:08.1	+2:13.1	=64	9:30.4	+5:05.9	51			
Course Time		8:36.2	0.0	1	8:32.8	+0.1	2	8:38.2	0.0	1	8:59.4	+23.1	6	8:42.0	+20.2	5	43:28.6	+13.9	3
17	12	PONZA Michela	ITA								2	53:01.4	+3:37.3	17					
Cumulative Time		10:27.2	+46.8	21	20:41.7	+1:25.6	7	32:14.0	+2:33.4	15	43:53.5	+3:25.1	16	53:01.4	+3:37.3	18			
Loop Time		10:27.2	+46.8	21	10:14.5	+38.8	14	11:32.3	+1:42.9	46	11:39.5	+1:42.2	32	9:07.9	+46.1	18			
Ski Time		10:27.2	+46.8	40	20:41.7	+1:25.6	39	31:14.0	+2:04.5	39	41:53.5	+2:39.0	39	51:01.4	+3:11.7	31			
Shooting	0	36.0	+8.0	=38 0	30.0	+7.0	=15 1	36.0	+7.0	=21 1	29.0	+7.0	=11	2	2:11.0	+26.0	12		
Range Time		1:03.4	+4.5	=17	56.5	+0.5	2	2:05.9	+1:04.5	42	1:57.7	+1:02.7	21	6:03.5	+1:39.0	9			
Course Time		9:23.8	+47.6	45	9:18.0	+45.3	44	9:26.4	+48.2	40	9:41.8	+1:05.5	44	9:07.9	+46.1	18	46:57.9	+3:43.2	39
18	39	GREGORIN Teja	SLO								3	53:03.7	+3:39.6	18					
Cumulative Time		10:18.1	+37.7	14	22:32.5	+3:16.4	36	32:41.5	+3:00.9	17	44:04.1	+3:35.7	17	53:03.7	+3:39.6	19			
Loop Time		10:18.1	+37.7	14	12:14.4	+2:38.7	59	10:09.0	+19.6	8	11:22.6	+1:25.3	=24	8:59.6	+37.8	12			
Ski Time		10:18.1	+37.7	28	20:32.5	+1:16.4	32	30:41.5	+1:32.0	22	41:04.1	+1:49.6	21	50:03.7	+2:14.0	20			
Shooting	0	32.0	+4.0	=13 2	38.0	+15.0	=61 0	36.0	+7.0	=21 1	37.0	+15.0	=48	3	2:23.0	+38.0	37		
Range Time		1:01.1	+2.2	6	3:07.6	+2:11.6	64	1:05.2	+3.8	5	2:04.3	+1:09.3	=33	7:18.2	+2:53.7	25			
Course Time		9:17.0	+40.8	=33	9:06.8	+34.1	=32	9:03.8	+25.6	15	9:18.3	+42.0	23	8:59.6	+37.8	12	45:45.5	+2:30.8	19
19	24	TOFALVI Eva	ROM								2	53:04.3	+3:40.2	19					
Cumulative Time		10:14.0	+33.6	13	21:27.6	+2:11.5	17	32:02.0	+2:21.4	11	43:36.3	+3:07.9	13	53:04.3	+3:40.2	20			
Loop Time		10:14.0	+33.6	13	11:13.6	+1:37.9	35	10:34.4	+45.0	19	11:34.3	+1:37.0	28	9:28.0	+1:06.2	34			
Ski Time		10:14.0	+33.6	23	20:27.6	+1:11.5	29	31:02.0	+1:52.5	=30	41:36.3	+2:21.8	30	51:04.3	+3:14.6	33			
Shooting	0	29.0	+1.0	=2 1	34.0	+11.0	=41 0	34.0	+5.0	=11 1	37.0	+15.0	=48	2	2:14.0	+29.0	=16		
Range Time		59.7	+0.8	2	2:02.9	+1:06.9	41	1:06.4	+5.0	11	2:08.5	+1:13.5	41	6:17.5	+1:53.0	10			
Course Time		9:14.3	+38.1	28	9:10.7	+38.0	38	9:28.0	+49.8	42	9:25.8	+49.5	29	9:28.0	+1:06.2	34	46:46.8	+3:32.1	36
20	34	KHVOSTENKO Oksana	UKR								1	53:22.5	+3:58.4	20					
Cumulative Time		10:30.2	+49.8	23	21:06.1	+1:50.0	13	31:54.5	+2:13.9	10	43:39.8	+3:11.4	14	53:22.5	+3:58.4	21			
Loop Time		10:30.2	+49.8	23	10:35.9	+1:00.2	20	10:48.4	+59.0	22	11:45.3	+1:48.0	36	9:42.7	+1:20.9	47			
Ski Time		10:30.2	+49.8	44	21:06.1	+1:50.0	52	31:54.5	+2:45.0	51	42:39.8	+3:25.3	49	52:22.5	+4:32.8	50			
Shooting	0	30.0	+2.0	=4 0	31.0	+8.0	=23 0	38.0	+9.0	=32 1	33.0	+11.0	=30	1	2:12.0	+27.0	=13		
Range Time		1:00.6	+1.7	4	1:01.5	+5.5	16	1:06.1	+4.7	=8	2:04.6	+1:09.6	35	5:12.8	+48.3	3			
Course Time		9:29.6	+53.4	53	9:34.4	+1:01.7	57	9:42.3	+1:04.1	49	9:40.7	+1:04.4	42	9:42.7	+1:20.9	47	48:09.7	+4:55.0	50
21	77	MALI Andreja	SLO								1	53:46.0	+4:21.9	21					
Cumulative Time		11:44.4	+2:04.0	49	22:08.6	+2:52.5	26	33:18.1	+3:37.5	26	44:11.9	+3:43.5	18	53:46.0	+4:21.9	22			
Loop Time		11:44.4	+2:04.0	49	10:24.2	+48.5	16	11:09.5	+1:20.1	30	10:53.8	+56.5	9	9:34.1	+1:12.3	40			
Ski Time		10:44.4	+1:04.0	58	21:08.6	+1:52.5	54	32:18.1	+3:08.6	56	43:11.9	+3:57.4	54	52:46.0	+4:56.3	52			
Shooting	1	43.0	+15.0	=67 0	35.0	+12.0	=43 0	51.0	+22.0	77 0	36.0	+14.0	=44	1	2:45.0	+1:00.0	=68		
Range Time		2:14.1	+1:15.2	=54	1:04.5	+8.5	23	1:23.6	+22.2	35	1:08.2	+13.2	16	5:50.4	+1:25.9	6			
Course Time		9:30.3	+54.1	=55	9:19.7	+47.0	45	9:45.9	+1:07.7	55	9:45.6	+1:09.3	48	9:34.1	+1:12.3	40	47:55.6	+4:40.9	46


REVISED
COMPETITION ANALYSIS / ANALYSE DE LA COMPÉTITION

CESANA SAN SICARIO MON 13 FEB 2006 / LUN 13 FEV 2006 START TIME / DEBUT 12:00 END TIME / FINI A 13:35

Rank	Bib	Name	NOC Code		T													
Loop 1		Loop 2		Loop 3		Loop 4		Loop 5		Result	Behind	Rk.						
Time	Rank	Time	Rank	Time	Rank	Time	Rank	Time	Rank									
22	25	PAVKOVCEKOVA Marcela	SVK		3		53:52.8		+4:28.7		22							
Cumulative Time	10:23.7	+43.3	16	20:38.1	+1:22.0	6	32:08.2	+2:27.6	13	44:40.5	+4:12.1	24	53:52.8	+4:28.7	23			
Loop Time	10:23.7	+43.3	16	10:14.4	+38.7	13	11:30.1	+1:40.7	43	12:32.3	+2:35.0	57	9:12.3	+50.5	24			
Ski Time	10:23.7	+43.3	35	20:38.1	+1:22.0	36	31:08.2	+1:58.7	37	41:40.5	+2:26.0	32	50:52.8	+3:03.1	28			
Shooting	0	32.0	+4.0 =13	0	31.0	+8.0 =23	1	35.0	+6.0 =16	2	38.0	+16.0 =51	3	2:16.0	+31.0 =22			
Range Time	1:03.4	+4.5 =17		1:01.4	+5.4 =15		2:07.6	+1:06.2 =47		3:08.1	+2:13.1 =64		7:20.5	+2:56.0 =26				
Course Time	9:20.3	+44.1	42	9:13.0	+40.3	39	9:22.5	+44.3	37	9:24.2	+47.9	28	9:12.3	+50.5	24	46:32.3	+3:17.6	31
23	3	LIU Xianying	CHN		5		53:55.6		+4:31.5		23							
Cumulative Time	11:16.4	+1:36.0	36	24:16.3	+5:00.2	60	34:30.3	+4:49.7	40	45:33.8	+5:05.4	28	53:55.6	+4:31.5	24			
Loop Time	11:16.4	+1:36.0	36	12:59.9	+3:24.2	74	10:14.0	+24.6	10	11:03.5	+1:06.2	17	8:21.8	0.0	1			
Ski Time	10:16.4	+36.0	27	20:16.3	+1:00.2	18	30:30.3	+1:20.8	19	40:33.8	+1:19.3	14	48:55.6	+1:05.9	9			
Shooting	1	43.0	+15.0 =67	3	37.0	+14.0 =54	0	44.0	+15.0 =65	1	41.0	+19.0 =64	5	2:45.0	+1:00.0 =68			
Range Time	2:11.9	+1:13.0	53	4:07.5	+3:11.5 =75		1:14.7	+13.3	29	2:10.2	+1:15.2	47	9:44.3	+5:19.8	57			
Course Time	9:04.5	+28.3	16	8:52.4	+19.7	13	8:59.3	+21.1	11	8:53.3	+17.0	3	8:21.8	0.0	1	44:11.3	+56.6	7
24	8	BECAERT Sylvie	FRA		2		53:59.0		+4:34.9		24							
Cumulative Time	10:27.1	+46.7	20	21:53.7	+2:37.6	24	33:37.5	+3:56.9	33	44:24.8	+3:56.4	22	53:59.0	+4:34.9	25			
Loop Time	10:27.1	+46.7	20	11:26.6	+1:50.9 =39		11:43.8	+1:54.4	49	10:47.3	+50.0	8	9:34.2	+1:12.4	41			
Ski Time	10:27.1	+46.7	39	20:53.7	+1:37.6	44	31:37.5	+2:28.0	44	42:24.8	+3:10.3	44	51:59.0	+4:09.3	46			
Shooting	0	34.0	+6.0 =26	1	35.0	+12.0 =43	1	35.0	+6.0 =16	0	32.0	+10.0 =19	2	2:16.0	+31.0 =22			
Range Time	1:05.6	+6.7	23	2:05.5	+1:09.5 =42		2:06.8	+1:05.4 =43		1:02.3	+7.3	9	6:20.2	+1:55.7	12			
Course Time	9:21.5	+45.3	43	9:21.1	+48.4	46	9:37.0	+58.8	45	9:45.0	+1:08.7	46	9:34.2	+1:12.4	41	47:38.8	+4:24.1	45
25	51	KONG Yingchao	CHN		3		54:03.5		+4:39.4		25							
Cumulative Time	10:09.3	+28.9	10	21:18.9	+2:02.8	14	32:49.6	+3:09.0	19	44:30.3	+4:01.9	23	54:03.5	+4:39.4	26			
Loop Time	10:09.3	+28.9	10	11:09.6	+1:33.9	32	11:30.7	+1:41.3	44	11:40.7	+1:43.4	33	9:33.2	+1:11.4	37			
Ski Time	10:09.3	+28.9	16	20:18.9	+1:02.8	23	30:49.6	+1:40.1	25	41:30.3	+2:15.8	27	51:03.5	+3:13.8	32			
Shooting	0	33.0	+5.0 =21	1	42.0	+19.0 =69	1	43.0	+14.0 =61	1	41.0	+19.0 =64	3	2:39.0	+54.0 =64			
Range Time	1:02.0	+3.1	9	2:06.8	+1:10.8	45	2:13.6	+1:12.2	58	2:09.6	+1:14.6	45	7:32.0	+3:07.5	28			
Course Time	9:07.3	+31.1	20	9:02.8	+30.1	23	9:17.1	+38.9	30	9:31.1	+54.8	33	9:33.2	+1:11.4	37	46:31.5	+3:16.8	30
26	36	BAVEREL-ROBERT Florence	FRA		5		54:14.1		+4:50.0		26							
Cumulative Time	14:11.7	+4:31.3 =77		24:08.2	+4:52.1	58	35:03.1	+5:22.5	52	45:05.8	+4:37.4	26	54:14.1	+4:50.0	27			
Loop Time	14:11.7	+4:31.3 =77		9:56.5	+20.8	5	10:54.9	+1:05.5	24	10:02.7	+5.4	2	9:08.3	+46.5	19			
Ski Time	10:11.7	+31.3	20	20:08.2	+52.1	15	30:03.1	+53.6	11	40:05.8	+51.3	11	49:14.1	+1:24.4	12			
Shooting	4	43.0	+15.0 =67	0	27.0	+4.0 =6	1	29.0	0.0 =1	0	27.0	+5.0	6	5	2:06.0	+21.0 =9		
Range Time	5:12.6	+4:13.7	80	57.6	+1.6	3	1:58.7	+57.3	37	56.3	+1.3	2	9:05.2	+4:40.7	46			
Course Time	8:59.1	+22.9	12	8:58.9	+26.2	18	8:56.2	+18.0 =8		9:06.4	+30.1	11	9:08.3	+46.5	19	45:08.9	+1:54.2	11
27	46	KOCHER Zina	CAN		3		54:18.8		+4:54.7		27							
Cumulative Time	10:24.5	+44.1	17	22:54.6	+3:38.5	40	33:20.8	+3:40.2	27	45:09.8	+4:41.4	27	54:18.8	+4:54.7	28			
Loop Time	10:24.5	+44.1	17	12:30.1	+2:54.4	64	10:26.2	+36.8	14	11:49.0	+1:51.7	39	9:09.0	+47.2	20			
Ski Time	10:24.5	+44.1	36	20:54.6	+1:38.5	45	31:20.8	+2:11.3	42	42:09.8	+2:55.3	43	51:18.8	+3:29.1	41			
Shooting	0	39.0	+11.0 =55	2	54.0	+31.0	80	0	42.0	+13.0 =51	1	48.0	+26.0 =77	3	3:03.0	+1:18.0	76	
Range Time	1:09.4	+10.5	29	3:23.3	+2:27.3	74	1:13.7	+12.3	27	2:17.1	+1:22.1	52	8:03.5	+3:39.0	33			
Course Time	9:15.1	+38.9	29	9:06.8	+34.1 =32		9:12.5	+34.3	25	9:31.9	+55.6 =36		9:09.0	+47.2	20	46:15.3	+3:00.6	26
28	57	NIKOULTCHINA Irina	BUL		6		54:29.3		+5:05.2		28							
Cumulative Time	10:58.1	+1:17.7	31	22:41.4	+3:25.3	37	34:40.0	+4:59.4	43	45:38.6	+5:10.2	31	54:29.3	+5:05.2	29			
Loop Time	10:58.1	+1:17.7	31	11:43.3	+2:07.6	47	11:58.6	+2:09.2	58	10:58.6	+1:01.3	13	8:50.7	+28.9	7			
Ski Time	9:58.1	+17.7	9	19:41.4	+25.3	8	29:40.0	+30.5	5	39:38.6	+24.1	5	48:29.3	+39.6	6			
Shooting	1	37.0	+9.0 =47	2	36.0	+13.0 =49	2	37.0	+8.0 =25	1	32.0	+10.0 =19	6	2:22.0	+37.0 =34			
Range Time	2:07.6	+1:08.7	45	3:06.4	+2:10.4	63	3:08.8	+2:07.4	70	2:03.5	+1:08.5	30	10:26.3	+6:01.8	65			
Course Time	8:50.5	+14.3	=6	8:36.9	+4.2	4	8:49.8	+11.6	6	8:55.1	+18.8	5	8:50.7	+28.9	7	44:03.0	+48.3	4



REVISED

COMPETITION ANALYSIS / ANALYSE DE LA COMPÉTITION

CESANA SAN SICARIO MON 13 FEB 2006 / LUN 13 FEV 2006 START TIME / DEBUT 12:00 END TIME / FINI A 13:35

Rank	Bib	Name	NOC		Code		T									
		Loop 1	Loop 2		Loop 3		Loop 4		Loop 5		Result	Behind	Rk.			
		Time	Rank	Time	Rank	Time	Rank	Time	Rank	Time	Rank					
29	37	PETROVA Olena	UKR								3	54:35.6	+5:11.5	29		
Cumulative Time		10:09.7	+29.3	11	22:26.5	+3:10.4	31	32:59.1	+3:18.5	23	44:43.2	+4:14.8	25	54:35.6	+5:11.5	30
Loop Time		10:09.7	+29.3	11	12:16.8	+2:41.1	60	10:32.6	+43.2	16	11:44.1	+1:46.8	34	9:52.4	+1:30.6	56
Ski Time		10:09.7	+29.3	17	20:26.5	+1:10.4	27	30:59.1	+1:49.6	28	41:43.2	+2:28.7	34			
Shooting	0	31.0	+3.0	=10	2	41.0	+18.0	=66	0	37.0	+8.0	=25	1	42.0	+20.0	=68
Range Time		1:01.8	+2.9	7	3:11.8	+2:15.8	70	1:09.7	+8.3	19	2:12.7	+1:17.7	48			
Course Time		9:07.9	+31.7	21	9:05.0	+32.3	28	9:22.9	+44.7	38	9:31.4	+55.1	34	9:52.4	+1:30.6	56
30	63	GRUDICEK Dijana	SLO								4	55:01.3	+5:37.2	30		
Cumulative Time		10:30.0	+49.6	22	21:39.2	+2:23.1	21	33:04.9	+3:24.3	24	45:41.1	+5:12.7	32	55:01.3	+5:37.2	31
Loop Time		10:30.0	+49.6	22	11:09.2	+1:33.5	31	11:25.7	+1:36.3	38	12:36.2	+2:38.9	59	9:20.2	+58.4	28
Ski Time		10:30.0	+49.6	42	20:39.2	+1:23.1	37	31:04.9	+1:55.4	36	41:41.1	+2:26.6	33			
Shooting	0	34.0	+6.0	=26	1	32.0	+9.0	=27	1	40.0	+11.0	=42	2	35.0	+13.0	=40
Range Time		1:04.4	+5.5	22	2:01.4	+1:05.4	37	2:08.1	+1:06.7	50	3:04.6	+2:09.6	61			
Course Time		9:25.6	+49.4	46	9:07.8	+35.1	34	9:17.6	+39.4	31	9:31.6	+55.3	35	9:20.2	+58.4	28
31	60	YIN Qiao	CHN								4	55:06.2	+5:42.1	31		
Cumulative Time		12:37.2	+2:56.8	=65	23:58.0	+4:41.9	54	34:31.6	+4:51.0	41	46:03.9	+5:35.5	39	55:06.2	+5:42.1	32
Loop Time		12:37.2	+2:56.8	=65	11:20.8	+1:45.1	37	10:33.6	+44.2	18	11:32.3	+1:35.0	26	9:02.3	+40.5	14
Ski Time		10:37.2	+56.8	=52	20:58.0	+1:41.9	47	31:31.6	+2:22.1	43	42:03.9	+2:49.4	42			
Shooting	2	49.0	+21.0	=76	1	37.0	+14.0	=54	0	43.0	+14.0	=61	1	39.0	+17.0	=56
Range Time		3:18.6	+2:19.7	71	2:05.5	+1:09.5	=42	1:11.7	+10.3	=23	2:08.4	+1:13.4	40			
Course Time		9:18.6	+42.4	39	9:15.3	+42.6	41	9:21.9	+43.7	34	9:23.9	+47.6	27	9:02.3	+40.5	14
32	54	TANAKA Tamami	JPN								4	55:10.5	+5:46.4	32		
Cumulative Time		12:18.3	+2:37.9	62	22:30.0	+3:13.9	=34	34:04.3	+4:23.7	35	45:37.1	+5:08.7	30	55:10.5	+5:46.4	33
Loop Time		12:18.3	+2:37.9	62	10:11.7	+36.0	11	11:34.3	+1:44.9	48	11:32.8	+1:35.5	27	9:33.4	+1:11.6	38
Ski Time		10:18.3	+37.9	29	20:30.0	+1:13.9	=30	31:04.3	+1:54.8	34	41:37.1	+2:22.6	31			
Shooting	2	30.0	+2.0	=4	0	32.0	+9.0	=27	1	42.0	+13.0	=51	1	32.0	+10.0	=19
Range Time		3:03.1	+2:04.2	63	1:03.0	+7.0	21	2:15.6	+1:14.2	62	2:04.1	+1:09.1	32			
Course Time		9:15.2	+39.0	30	9:08.7	+36.0	35	9:18.7	+40.5	32	9:28.7	+52.4	31	9:33.4	+1:11.6	38
33	7	GWIZDON Magdalena	POL								4	55:17.5	+5:53.4	33		
Cumulative Time		11:13.4	+1:33.0	35	22:26.8	+3:10.7	=32	34:10.9	+4:30.3	37	45:45.5	+5:17.1	34	55:17.5	+5:53.4	34
Loop Time		11:13.4	+1:33.0	35	11:13.4	+1:37.7	34	11:44.1	+1:54.7	50	11:34.6	+1:37.3	29	9:32.0	+1:10.2	36
Ski Time		10:13.4	+33.0	22	20:26.8	+1:10.7	28	31:10.9	+2:01.4	38	41:45.5	+2:31.0	36			
Shooting	1	36.0	+8.0	=38	1	37.0	+14.0	=54	1	49.0	+20.0	=75	1	30.0	+8.0	=14
Range Time		2:05.4	+1:06.5	41	2:06.9	+1:10.9	46	2:19.5	+1:18.1	64	2:00.2	+1:05.2	24			
Course Time		9:08.0	+31.8	22	9:06.5	+33.8	31	9:24.6	+46.4	39	9:34.4	+58.1	39	9:32.0	+1:10.2	36
34	49	HALINAROVA Martina	SVK								4	55:17.7	+5:53.6	34		
Cumulative Time		12:21.9	+2:41.5	63	23:33.3	+4:17.2	48	34:04.8	+4:24.2	36	45:43.7	+5:15.3	33	55:17.7	+5:53.6	35
Loop Time		12:21.9	+2:41.5	63	11:11.4	+1:35.7	33	10:31.5	+42.1	15	11:38.9	+1:41.6	=30	9:34.0	+1:12.2	39
Ski Time		10:21.9	+41.5	32	20:33.3	+1:17.2	33	31:04.8	+1:55.3	35	41:43.7	+2:29.2	35			
Shooting	2	35.0	+7.0	=32	1	32.0	+9.0	=27	0	37.0	+8.0	=25	1	38.0	+16.0	=51
Range Time		3:06.1	+2:07.2	65	2:01.9	+1:05.9	39	1:09.1	+7.7	17	2:09.5	+1:14.5	=43			
Course Time		9:15.8	+39.6	31	9:09.5	+36.8	37	9:22.4	+44.2	36	9:29.4	+53.1	32	9:34.0	+1:12.2	39
35	28	BOGALIY Anna	RUS								5	55:18.4	+5:54.3	35		
Cumulative Time		9:52.4	+12.0	4	21:51.8	+2:35.7	23	33:21.3	+3:40.7	29	45:49.9	+5:21.5	35	55:18.4	+5:54.3	36
Loop Time		9:52.4	+12.0	4	11:59.4	+2:23.7	53	11:29.5	+1:40.1	42	12:28.6	+2:31.3	55	9:28.5	+1:06.7	35
Ski Time		9:52.4	+12.0	6	19:51.8	+35.7	11	30:21.3	+1:11.8	15	40:49.9	+1:35.4	19			
Shooting	0	32.0	+4.0	=13	2	39.0	+16.0	=63	1	35.0	+6.0	=16	2	34.0	+12.0	=37
Range Time		1:01.9	+3.0	8	3:11.3	+2:15.3	69	2:07.5	+1:06.1	=45	3:05.4	+2:10.4	62			
Course Time		8:50.5	+14.3	=6	8:48.1	+15.4	9	9:22.0	+43.8	35	9:23.2	+46.9	26	9:28.5	+1:06.7	35



REVISED

COMPETITION ANALYSIS / ANALYSE DE LA COMPÉTITION

CESANA SAN SICARIO MON 13 FEB 2006 / LUN 13 FEV 2006 START TIME / DEBUT 12:00 END TIME / FINI A 13:35

Rank	Bib	Name	NOC		Code		T												
		Loop 1	Loop 2		Loop 3		Loop 4		Loop 5		Result	Behind	Rk.						
		Time	Rank	Time	Rank	Time	Rank	Time	Rank	Time	Rank								
36	58	EFREMOVA Lilia	UKR								5	55:28.0	+6:03.9	36					
Cumulative Time		12:11.4	+2:31.0	58	24:16.9	+5:00.8	62	34:36.9	+4:56.3	42	46:31.2	+6:02.8	44	55:28.0	+6:03.9	37			
Loop Time		12:11.4	+2:31.0	58	12:05.5	+2:29.8	54	10:20.0	+30.6	12	11:54.3	+1:57.0	40	8:56.8	+35.0	9			
Ski Time		10:11.4	+31.0	19	20:16.9	+1:00.8	19	30:36.9	+1:27.4	20	41:31.2	+2:16.7	29						
Shooting	2	36.0	+8.0	=38 2	42.0	+19.0	=69 0	42.0	+13.0	=51 1	1:18.0	+56.0	81	5	3:18.0	+1:33.0	78		
Range Time		3:06.3	+2:07.4	66	3:11.0	+2:15.0	68	1:12.1	+10.7	25	2:45.3	+1:50.3	53						
Course Time		9:05.1	+28.9	17	8:54.5	+21.8	15	9:07.9	+29.7	20	9:09.0	+32.7	14	8:56.8	+35.0	9	45:13.3	+1:58.6	15
37	30	MEGURO Kanae	JPN								5	55:28.4	+6:04.3	37					
Cumulative Time		10:25.4	+45.0	18	23:35.6	+4:19.5	51	34:59.8	+5:19.2	48	46:22.4	+5:54.0	41	55:28.4	+6:04.3	38			
Loop Time		10:25.4	+45.0	18	13:10.2	+3:34.5	76	11:24.2	+1:34.8	36	11:22.6	+1:25.3	=24	9:06.0	+44.2	17			
Ski Time		10:25.4	+45.0	37	20:35.6	+1:19.5	34	30:59.8	+1:50.3	29	41:22.4	+2:07.9	24						
Shooting	0	38.0	+10.0	54 3	37.0	+14.0	=54 1	39.0	+10.0	=39 1	39.0	+17.0	=56	5	2:33.0	+48.0	=57		
Range Time		1:08.4	+9.5	25	4:09.2	+3:13.2	78	2:10.3	+1:08.9	52	2:09.5	+1:14.5	=43						
Course Time		9:17.0	+40.8	=33	9:01.0	+28.3	19	9:13.9	+35.7	27	9:13.1	+36.8	17	9:06.0	+44.2	17	45:51.0	+2:36.3	22
38	76	ERTL Barbara	ITA								2	55:30.0	+6:05.9	38					
Cumulative Time		11:47.0	+2:06.6	51	22:26.8	+3:10.7	=32	33:26.3	+3:45.7	31	45:36.8	+5:08.4	29	55:30.0	+6:05.9	39			
Loop Time		11:47.0	+2:06.6	51	10:39.8	+1:04.1	21	10:59.5	+1:10.1	27	12:10.5	+2:13.2	48	9:53.2	+1:31.4	58			
Ski Time		10:47.0	+1:06.6	62	21:26.8	+2:10.7	60	32:26.3	+3:16.8	59	43:36.8	+4:22.3	61						
Shooting	1	37.0	+9.0	=47 0	32.0	+9.0	=27 0	33.0	+4.0	=6 1	39.0	+17.0	=56	2	2:21.0	+36.0	=30		
Range Time		2:09.6	+1:10.7	=47	1:02.2	+6.2	=18	1:06.1	+4.7	=8	2:09.9	+1:14.9	46						
Course Time		9:37.4	+1:01.2	61	9:37.6	+1:04.9	62	9:53.4	+1:15.2	62	10:00.6	+1:24.3	61	9:53.2	+1:31.4	58	49:02.2	+5:47.5	59
39	22	BRANKOVIC Tadeja	SLO								6	55:38.9	+6:14.8	39					
Cumulative Time		10:03.5	+23.1	8	22:00.3	+2:44.2	25	33:13.9	+3:33.3	25	46:25.3	+5:56.9	42	55:38.9	+6:14.8	40			
Loop Time		10:03.5	+23.1	8	11:56.8	+2:21.1	51	11:13.6	+1:24.2	32	13:11.4	+3:14.1	68	9:13.6	+51.8	25			
Ski Time		10:03.5	+23.1	12	20:00.3	+44.2	12	30:13.9	+1:04.4	13	40:25.3	+1:10.8	12						
Shooting	0	35.0	+7.0	=32 2	33.0	+10.0	=37 1	43.0	+14.0	=61 3	33.0	+11.0	=30	6	2:24.0	+39.0	=38		
Range Time		1:03.2	+4.3	15	3:02.4	+2:06.4	58	2:12.8	+1:11.4	56	4:01.9	+3:06.9	71						
Course Time		9:00.3	+24.1	14	8:54.4	+21.7	14	9:00.8	+22.6	12	9:09.5	+33.2	15	9:13.6	+51.8	25	45:18.6	+2:03.9	16
40	69	PERETTO Delphyne	FRA								3	55:40.5	+6:16.4	40					
Cumulative Time		11:28.2	+1:47.8	43	22:58.6	+3:42.5	41	34:54.4	+5:13.8	47	45:53.9	+5:25.5	36	55:40.5	+6:16.4	41			
Loop Time		11:28.2	+1:47.8	43	11:30.4	+1:54.7	42	11:55.8	+2:06.4	57	10:59.5	+1:02.2	14	9:46.6	+1:24.8	51			
Ski Time		10:28.2	+47.8	41	20:58.6	+1:42.5	48	31:54.4	+2:44.9	50	42:53.9	+3:39.4	50						
Shooting	1	37.2	+9.2	53 1	25.0	+2.0	=3 1	35.0	+6.0	=16 0	31.0	+9.0	=17	3	2:08.2	+23.2	11		
Range Time		2:10.9	+1:12.0	=50	1:56.9	+1:00.9	32	2:06.8	+1:05.4	=43	1:01.0	+6.0	=7						
Course Time		9:17.3	+41.1	36	9:33.5	+1:00.8	55	9:49.0	+1:10.8	57	9:58.5	+1:22.2	=59	9:46.6	+1:24.8	51	48:24.9	+5:10.2	54
41	53	STEER Rachel	USA								3	55:48.3	+6:24.2	41					
Cumulative Time		11:43.0	+2:02.6	48	23:14.4	+3:58.3	43	35:05.7	+5:25.1	53	46:02.0	+5:33.6	38	55:48.3	+6:24.2	42			
Loop Time		11:43.0	+2:02.6	48	11:31.4	+1:55.7	43	11:51.3	+2:01.9	53	10:56.3	+59.0	11	9:46.3	+1:24.5	50			
Ski Time		10:43.0	+1:02.6	56	21:14.4	+1:58.3	55	32:05.7	+2:56.2	53	43:02.0	+3:47.5	52						
Shooting	1	47.0	+19.0	74 1	30.0	+7.0	=15 1	42.0	+13.0	=51 0	33.0	+11.0	=30	3	2:32.0	+47.0	=55		
Range Time		2:16.8	+1:17.9	57	2:01.6	+1:05.6	38	2:13.5	+1:12.1	57	1:04.3	+9.3	13						
Course Time		9:26.2	+50.0	48	9:29.8	+57.1	=51	9:37.8	+59.6	46	9:52.0	+1:15.7	=53	9:46.3	+1:24.5	50	48:12.1	+4:57.4	51
42	29	KEITH Sandra	CAN								2	55:56.3	+6:32.2	42					
Cumulative Time		12:04.8	+2:24.4	55	22:53.0	+3:36.9	39	33:55.4	+4:14.8	34	45:55.9	+5:27.5	37	55:56.3	+6:32.2	43			
Loop Time		12:04.8	+2:24.4	55	10:48.2	+1:12.5	24	11:02.4	+1:13.0	28	12:00.5	+2:03.2	43	10:00.4	+1:38.6	62			
Ski Time		11:04.8	+1:24.4	70	21:53.0	+2:36.9	66	32:55.4	+3:45.9	65	43:55.9	+4:41.4	64						
Shooting	1	36.0	+8.0	=38 0	30.0	+7.0	=15 0	40.0	+11.0	=42 1	35.0	+13.0	=40	2	2:21.0	+36.0	=30		
Range Time		2:07.3	+1:08.4	44	1:02.2	+6.2	=18	1:12.2	+10.8	26	2:05.8	+1:10.8	37						
Course Time		9:57.5	+1:21.3	72	9:46.0	+1:13.3	66	9:50.2	+1:12.0	60	9:54.7	+1:18.4	56	10:00.4	+1:38.6	62	49:28.8	+6:14.1	64


REVISED
COMPETITION ANALYSIS / ANALYSE DE LA COMPÉTITION

CESANA SAN SICARIO MON 13 FEB 2006 / LUN 13 FEV 2006 START TIME / DEBUT 12:00 END TIME / FINI A 13:35

Rank	Bib	Name	NOC		Code		T								
		Loop 1	Loop 2		Loop 3		Loop 4		Loop 5		Result	Behind	Rk.		
		Time	Rank	Time	Rank	Time	Rank	Time	Rank	Time	Rank				
43	21	FILIPOVA Pavlina	BUL								5	56:07.7	+6:43.6	43	
Cumulative Time		11:18.8 +1:38.4	38	21:23.6 +2:07.5	16	32:51.7 +3:11.1	21	46:30.7 +6:02.3	43			56:07.7	+6:43.6	44	
Loop Time		11:18.8 +1:38.4	38	10:04.8 +29.1	8	11:28.1 +1:38.7	40	13:39.0 +3:41.7	71	9:37.0 +1:15.2	44				
Ski Time		10:18.8 +38.4	30	20:23.6 +1:07.5	25	30:51.7 +1:42.2	26	41:30.7 +2:16.2	28			51:07.7	+3:18.0	35	
Shooting	1	39.0 +11.0 =55	0	34.0 +11.0 =41	1	37.0 +8.0 =25	3	41.0 +19.0 =64				5	2:31.0	+46.0 =52	
Range Time		2:09.6 +1:10.7 =47		1:03.3 +7.3	22	2:12.7 +1:11.3 =53		4:11.6 +3:16.6	75				9:37.2	+5:12.7	53
Course Time		9:09.2 +33.0	25	9:01.5 +28.8	21	9:15.4 +37.2	28	9:27.4 +51.1	30	9:37.0 +1:15.2	44		46:30.5	+3:15.8	29
44	50	IVANOVA Ekaterina	BLR								6	56:09.7	+6:45.6	44	
Cumulative Time		13:14.8 +3:34.4	71	23:24.7 +4:08.6	45	35:48.7 +6:08.1	58	47:05.8 +6:37.4	49			56:09.7	+6:45.6	45	
Loop Time		13:14.8 +3:34.4	71	10:09.9 +34.2	10	12:24.0 +2:34.6	64	11:17.1 +1:19.8	22	9:03.9 +42.1	15				
Ski Time		10:14.8 +34.4	24	20:24.7 +1:08.6	26	30:48.7 +1:39.2	24	41:05.8 +1:51.3	22			50:09.7	+2:20.0	21	
Shooting	3	36.0 +8.0 =38	0	33.0 +10.0 =37	2	42.0 +13.0 =51	1	36.0 +14.0 =44				6	2:27.0	+42.0 =42	
Range Time		4:06.0 +3:07.1	74	1:00.7 +4.7	11	3:12.5 +2:11.1	72	2:04.3 +1:09.3 =33					10:23.5	+5:59.0	64
Course Time		9:08.8 +32.6 =23		9:09.2 +36.5	36	9:11.5 +33.3 =23		9:12.8 +36.5	16	9:03.9 +42.1	15		45:46.2	+2:31.5	20
45	48	HOLUBCOVA Katerina	CZE								4	56:17.9	+6:53.8	45	
Cumulative Time		10:31.3 +50.9	24	20:55.6 +1:39.5	11	34:48.2 +5:07.6	46	46:32.5 +6:04.1	45			56:17.9	+6:53.8	46	
Loop Time		10:31.3 +50.9	24	10:24.3 +48.6	17	13:52.6 +4:03.2	77	11:44.3 +1:47.0	35	9:45.4 +1:23.6	49				
Ski Time		10:31.3 +50.9	47	20:55.6 +1:39.5	46	31:48.2 +2:38.7	47	42:32.5 +3:18.0	48			52:17.9	+4:28.2	49	
Shooting	0	30.0 +2.0 =4	0	28.0 +5.0 =9	3	46.0 +17.0 =68	1	30.0 +8.0 =14				4	2:14.0	+29.0 =16	
Range Time		1:01.0 +2.1	5	58.2 +2.2	4	4:17.9 +3:16.5	79	1:59.8 +1:04.8	22				8:16.9	+3:52.4	34
Course Time		9:30.3 +54.1 =55		9:26.1 +53.4	50	9:34.7 +56.5	44	9:44.5 +1:08.2	45	9:45.4 +1:23.6	49		48:01.0	+4:46.3	48
46	80	SEMERENKO Valj	UKR								3	56:22.6	+6:58.5	46	
Cumulative Time		10:40.3 +59.9	26	22:22.8 +3:06.7	30	34:17.0 +4:36.4	38	46:18.6 +5:50.2	40			56:22.6	+6:58.5	47	
Loop Time		10:40.3 +59.9	26	11:42.5 +2:06.8	46	11:54.2 +2:04.8	56	12:01.6 +2:04.3	44	10:04.0 +1:42.2	64				
Ski Time		10:40.3 +59.9	54	21:22.8 +2:06.7	57	32:17.0 +3:07.5	55	43:18.6 +4:04.1	56			53:22.6	+5:32.9	59	
Shooting	0	43.5 +15.5	72	29.0 +6.0 =11	1	35.0 +6.0 =16	1	32.0 +10.0 =19				3	2:19.5	+34.5	27
Range Time		1:03.5 +4.6	19	2:01.0 +1:05.0	35	2:07.7 +1:06.3	49	2:03.7 +1:08.7	31				7:15.9	+2:51.4	24
Course Time		9:36.8 +1:00.6	59	9:41.5 +1:08.8	63	9:46.5 +1:08.3	56	9:57.9 +1:21.6	58	10:04.0 +1:42.2	64		49:06.7	+5:52.0	61
47	67	MIHOKOVA Sona	SVK								5	56:29.5	+7:05.4	47	
Cumulative Time		11:23.2 +1:42.8	41	21:37.5 +2:21.4	20	35:02.4 +5:21.8	51	46:50.1 +6:21.7	47			56:29.5	+7:05.4	48	
Loop Time		11:23.2 +1:42.8	41	10:14.3 +38.6	12	13:24.9 +3:35.5	74	11:47.7 +1:50.4	38	9:39.4 +1:17.6	45				
Ski Time		10:23.2 +42.8	34	20:37.5 +1:21.4	35	31:02.4 +1:52.9	32	41:50.1 +2:35.6	38			51:29.5	+3:39.8	42	
Shooting	1	32.0 +4.0 =13	0	32.0 +9.0 =27	3	40.0 +11.0 =42	1	33.0 +11.0 =30				5	2:17.0	+32.0	25
Range Time		2:04.7 +1:05.8	39	1:00.9 +4.9	12	4:12.0 +3:10.6	76	2:02.2 +1:07.2	27				9:19.8	+4:55.3	48
Course Time		9:18.5 +42.3	38	9:13.4 +40.7	40	9:12.9 +34.7	26	9:45.5 +1:09.2	47	9:39.4 +1:17.6	45		47:09.7	+3:55.0	42
48	61	BRICE Anzela	LAT								2	56:30.5	+7:06.4	48	
Cumulative Time		11:18.5 +1:38.1	37	22:12.5 +2:56.4	27	33:35.8 +3:55.2	32	46:43.7 +6:15.3	46			56:30.5	+7:06.4	49	
Loop Time		11:18.5 +1:38.1	37	10:54.0 +1:18.3	26	11:23.3 +1:33.9	35	13:07.9 +3:10.6	67	9:46.8 +1:25.0	52				
Ski Time		11:18.5 +1:38.1	75	22:12.5 +2:56.4	70	33:35.8 +4:26.3	68	44:43.7 +5:29.2	68			54:30.5	+6:40.8	68	
Shooting	0	40.0 +12.0	62	30.0 +7.0 =15	0	48.0 +19.0 =73	2	32.0 +10.0 =19				2	2:30.0	+45.0 =49	
Range Time		1:10.5 +11.6	30	1:01.1 +5.1 =13		1:17.1 +15.7	32	3:01.2 +2:06.2	57				6:29.9	+2:05.4	18
Course Time		10:08.0 +1:31.8	75	9:52.9 +1:20.2	68	10:06.2 +1:28.0	68	10:06.7 +1:30.4	64	9:46.8 +1:25.0	52		50:00.6	+6:45.9	68
49	19	LEBEDEVA Anna	KAZ								4	56:46.5	+7:22.4	49	
Cumulative Time		11:41.5 +2:01.1	47	23:08.1 +3:52.0	42	35:00.9 +5:20.3	49	46:57.4 +6:29.0	48			56:46.5	+7:22.4	50	
Loop Time		11:41.5 +2:01.1	47	11:26.6 +1:50.9 =39		11:52.8 +2:03.4	54	11:56.5 +1:59.2	41	9:49.1 +1:27.3	54				
Ski Time		10:41.5 +1:01.1	55	21:08.1 +1:52.0	53	32:00.9 +2:51.4	52	42:57.4 +3:42.9	51			52:46.5	+4:56.8	53	
Shooting	1	31.0 +3.0 =10	1	33.0 +10.0 =37	1	42.0 +13.0 =51	1	39.0 +17.0 =56				4	2:25.0	+40.0	40
Range Time		1:59.7 +1:00.8	33	2:02.3 +1:06.3	40	2:12.7 +1:11.3 =53		2:09.2 +1:14.2	42				8:23.9	+3:59.4	36
Course Time		9:41.8 +1:05.6	62	9:24.3 +51.6	48	9:40.1 +1:01.9	48	9:47.3 +1:11.0	49	9:49.1 +1:27.3	54		48:22.6	+5:07.9	52



REVISED

COMPETITION ANALYSIS / ANALYSE DE LA COMPÉTITION

CESANA SAN SICARIO MON 13 FEB 2006 / LUN 13 FEV 2006 START TIME / DEBUT 12:00 END TIME / FINI A 13:35

Rank	Bib	Name	NOC		Code		T										
		Loop 1		Loop 2		Loop 3		Loop 4		Loop 5		Result Behind		Rk.			
		Time	Rank	Time	Rank	Time	Rank	Time	Rank	Time	Rank						
50	17	TJORHOM Linda	NOR										6	56:47.8	+7:23.7	50	
Cumulative Time		12:12.8	+2:32.4	59	24:18.6	+5:02.5	63	34:40.6	+5:00.0	44	47:11.9	+6:43.5	50	56:47.8	+7:23.7	51	
Loop Time		12:12.8	+2:32.4	59	12:05.8	+2:30.1	55	10:22.0	+32.6	13	12:31.3	+2:34.0	56	9:35.9	+1:14.1	43	
Ski Time		10:12.8	+32.4	21	20:18.6	+1:02.5	22	30:40.6	+1:31.1	21	41:11.9	+1:57.4	23	50:47.8	+2:58.1	26	
Shooting		2	33.0	+5.0	=21	2	32.0	+9.0	=27	0	33.0	+4.0	=6	2	28.0	+6.0	=7
Range Time		3:04.0	+2:05.1	64	3:01.6	+2:05.6	56	1:06.3	+4.9	10	2:59.2	+2:04.2	56	10:11.1	+5:46.6	59	
Course Time		9:08.8	+32.6	=23	9:04.2	+31.5	25	9:15.7	+37.5	29	9:32.1	+55.8	38	9:35.9	+1:14.1	43	
51	43	SANTER Saskia	ITA										6	56:52.1	+7:28.0	51	
Cumulative Time		11:31.1	+1:50.7	45	23:40.1	+4:24.0	52	35:02.0	+5:21.4	50	47:28.6	+7:00.2	52	56:52.1	+7:28.0	52	
Loop Time		11:31.1	+1:50.7	45	12:09.0	+2:33.3	57	11:21.9	+1:32.5	34	12:26.6	+2:29.3	53	9:23.5	+1:01.7	30	
Ski Time		10:31.1	+50.7	46	20:40.1	+1:24.0	38	31:02.0	+1:52.5	=30	41:28.6	+2:14.1	26	50:52.1	+3:02.4	27	
Shooting		1	42.0	+14.0	=64	2	35.0	+12.0	=43	1	44.0	+15.0	=65	2	34.0	+12.0	=37
Range Time		2:10.9	+1:12.0	=50	3:04.1	+2:08.1	59	2:12.7	+1:11.3	=53	3:04.1	+2:09.1	60	10:31.8	+6:07.3	67	
Course Time		9:20.2	+44.0	41	9:04.9	+32.2	27	9:09.2	+31.0	22	9:22.5	+46.2	25	9:23.5	+1:01.7	30	
52	62	SANTER Nathalie	ITA										6	57:08.4	+7:44.3	52	
Cumulative Time		10:34.4	+54.0	25	22:51.6	+3:35.5	38	34:19.4	+4:38.8	39	47:58.8	+7:30.4	57	57:08.4	+7:44.3	53	
Loop Time		10:34.4	+54.0	25	12:17.2	+2:41.5	61	11:27.8	+1:38.4	39	13:39.4	+3:42.1	72	9:09.6	+47.8	21	
Ski Time		10:34.4	+54.0	50	20:51.6	+1:35.5	41	31:19.4	+2:09.9	41	41:58.8	+2:44.3	40	51:08.4	+3:18.7	36	
Shooting		0	43.0	+15.0	=67	2	44.0	+21.0	=73	1	47.0	+18.0	=70	3	56.0	+34.0	80
Range Time		1:15.2	+16.3	31	3:14.8	+2:18.8	72	2:19.4	+1:18.0	63	4:25.3	+3:30.3	79	11:14.7	+6:50.2	69	
Course Time		9:19.2	+43.0	40	9:02.4	+29.7	22	9:08.4	+30.2	21	9:14.1	+37.8	19	9:09.6	+47.8	21	
53	20	VEJNAROVA Zdenka	CZE										6	57:14.3	+7:50.2	53	
Cumulative Time		14:35.0	+4:54.6	79	25:50.6	+6:34.5	73	37:16.1	+7:35.5	64	47:49.0	+7:20.6	56	57:14.3	+7:50.2	54	
Loop Time		14:35.0	+4:54.6	79	11:15.6	+1:39.9	36	11:25.5	+1:36.1	37	10:32.9	+35.6	6	9:25.3	+1:03.5	32	
Ski Time		10:35.0	+54.6	51	20:50.6	+1:34.5	40	31:16.1	+2:06.6	40	41:49.0	+2:34.5	37	51:14.3	+3:24.6	38	
Shooting		4	42.0	+14.0	=64	1	27.0	+4.0	=6	1	34.0	+5.0	=11	0	31.0	+9.0	=17
Range Time		5:11.8	+4:12.9	79	1:58.3	+1:02.3	34	2:05.0	+1:03.6	39	1:01.0	+6.0	=7	10:16.1	+5:51.6	61	
Course Time		9:23.2	+47.0	44	9:17.3	+44.6	43	9:20.5	+42.3	33	9:31.9	+55.6	=36	9:25.3	+1:03.5	32	
54	78	KADEVA Nina	BUL										5	57:15.0	+7:50.9	54	
Cumulative Time		12:30.1	+2:49.7	64	23:59.5	+4:43.4	55	34:44.7	+5:04.1	45	47:30.5	+7:02.1	53	57:15.0	+7:50.9	55	
Loop Time		12:30.1	+2:49.7	64	11:29.4	+1:53.7	41	10:45.2	+55.8	20	12:45.8	+2:48.5	62	9:44.5	+1:22.7	48	
Ski Time		10:30.1	+49.7	43	20:59.5	+1:43.4	49	31:44.7	+2:35.2	45	42:30.5	+3:16.0	47	52:15.0	+4:25.3	48	
Shooting		2	30.0	+2.0	=4	1	23.0	0.0	1	0	29.0	0.0	=1	2	23.0	+1.0	2
Range Time		3:02.6	+2:03.7	62	1:53.8	+57.8	29	1:01.4	0.0	1	2:53.8	+1:58.8	54	8:51.6	+4:27.1	43	
Course Time		9:27.5	+51.3	50	9:35.6	+1:02.9	59	9:43.8	+1:05.6	=51	9:52.0	+1:15.7	=53	9:44.5	+1:22.7	48	
55	66	TSUKIDATE Ikuyo	JPN										4	57:20.4	+7:56.3	55	
Cumulative Time		11:44.7	+2:04.3	50	24:32.4	+5:16.3	66	35:31.7	+5:51.1	57	47:33.4	+7:05.0	54	57:20.4	+7:56.3	56	
Loop Time		11:44.7	+2:04.3	50	12:47.7	+3:12.0	71	10:59.3	+1:09.9	26	12:01.7	+2:04.4	45	9:47.0	+1:25.2	53	
Ski Time		10:44.7	+1:04.3	=59	21:32.4	+2:16.3	62	32:31.7	+3:22.2	61	43:33.4	+4:18.9	59	53:20.4	+5:30.7	58	
Shooting		1	41.0	+13.0	63	2	43.0	+20.0	72	0	37.0	+8.0	=25	1	43.0	+21.0	70
Range Time		2:15.5	+1:16.6	56	3:14.6	+2:18.6	71	1:09.5	+8.1	18	2:12.9	+1:17.9	49	8:52.5	+4:28.0	44	
Course Time		9:29.2	+53.0	=51	9:33.1	+1:00.4	54	9:49.8	+1:11.6	=58	9:48.8	+1:12.5	51	9:47.0	+1:25.2	53	
56	79	PONIKWIA Katarzyna	POL										4	57:32.7	+8:08.6	56	
Cumulative Time		12:45.1	+3:04.7	68	24:26.5	+5:10.4	64	36:29.6	+6:49.0	61	47:35.2	+7:06.8	55	57:32.7	+8:08.6	57	
Loop Time		12:45.1	+3:04.7	68	11:41.4	+2:05.7	45	12:03.1	+2:13.7	60	11:05.6	+1:08.3	18	9:57.5	+1:35.7	60	
Ski Time		10:45.1	+1:04.7	61	21:26.5	+2:10.4	59	32:29.6	+3:20.1	60	43:35.2	+4:20.7	60	53:32.7	+5:43.0	61	
Shooting		2	37.0	+9.0	=47	1	37.0	+14.0	=54	1	36.0	+7.0	=21	0	36.0	+14.0	=44
Range Time		3:07.8	+2:08.9	67	2:07.2	+1:11.2	47	2:07.6	+1:06.2	=47	1:07.1	+12.1	15	8:29.7	+4:05.2	39	
Course Time		9:37.3	+1:01.1	60	9:34.2	+1:01.5	56	9:55.5	+1:17.3	64	9:58.5	+1:22.2	=59	9:57.5	+1:35.7	60	



REVISED

COMPETITION ANALYSIS / ANALYSE DE LA COMPÉTITION

CESANA SAN SICARIO MON 13 FEB 2006 / LUN 13 FEV 2006 START TIME / DEBUT 12:00 END TIME / FINI A 13:35

Rank	Bib	Name	NOC Code		T							
		Loop 1	Loop 2	Loop 3	Loop 4	Loop 5	Result	Behind	Rk.			
		Time	Rank	Time	Rank	Time	Rank	Time	Rank			
57	2	BARNES Tracy	USA		1	57:58.0	+8:33.9	57				
Cumulative Time		12:07.2 +2:26.8	56	23:33.5 +4:17.4	49	35:26.6 +5:46.0	55	47:13.8 +6:45.4	51	57:58.0 +8:33.9	58	
Loop Time		12:07.2 +2:26.8	56	11:26.3 +1:50.6	38	11:53.1 +2:03.7	55	11:47.2 +1:49.9	37	10:44.2 +2:22.4	76	
Ski Time		11:07.2 +1:26.8	72	22:33.5 +3:17.4	74	34:26.6 +5:17.1	75	46:13.8 +6:59.3	76	56:58.0 +9:08.3	77	
Shooting	1	30.0 +2.0 =4 0		26.0 +3.0 5 0		32.0 +3.0 =4 0		26.0 +4.0 =4		1	1:54.0 +9.0 3	
Range Time		2:00.6 +1:01.7	34	58.5 +2.5 5		1:05.9 +4.5 7		59.4 +4.4 5		5:04.4 +39.9 2		
Course Time		10:06.6 +1:30.4	74	10:27.8 +1:55.1	75	10:47.2 +2:09.0	77	10:47.8 +2:11.5	76	10:44.2 +2:22.4	76	52:53.6 +9:38.9 76
58	23	HOU Yuxia	CHN		9	58:35.7	+9:11.6	58				
Cumulative Time		11:09.2 +1:28.8	34	23:17.5 +4:01.4	44	35:28.3 +5:47.7	56	49:36.7 +9:08.3	63	58:35.7 +9:11.6	59	
Loop Time		11:09.2 +1:28.8	34	12:08.3 +2:32.6	56	12:10.8 +2:21.4	62	14:08.4 +4:11.1	74	8:59.0 +37.2	11	
Ski Time		10:09.2 +28.8	15	20:17.5 +1:01.4	21	30:28.3 +1:18.8	18	40:36.7 +1:22.2	16	49:35.7 +1:46.0	15	
Shooting	1	37.0 +9.0 =47 2		38.0 +15.0 =61 2		38.0 +9.0 =32 4		37.0 +15.0 =48		9	2:30.0 +45.0 =49	
Range Time		2:05.7 +1:06.8	42	3:05.1 +2:09.1	62	3:08.6 +2:07.2	69	5:03.3 +4:08.3	80	13:22.7 +8:58.2	79	
Course Time		9:03.5 +27.3	15	9:03.2 +30.5	24	9:02.2 +24.0	13	9:05.1 +28.8	10	8:59.0 +37.2	11	45:13.0 +1:58.3 =13
59	75	GEREKOVA Jana	SVK		5	58:37.2	+9:13.1	59				
Cumulative Time		11:33.5 +1:53.1	46	24:16.8 +5:00.7	61	36:24.5 +6:43.9	60	48:32.4 +8:04.0	58	58:37.2 +9:13.1	60	
Loop Time		11:33.5 +1:53.1	46	12:43.3 +3:07.6	68	12:07.7 +2:18.3	61	12:07.9 +2:10.6	47	10:04.8 +1:43.0	65	
Ski Time		10:33.5 +53.1	49	21:16.8 +2:00.7	56	32:24.5 +3:15.0	58	43:32.4 +4:17.9	58	53:37.2 +5:47.5	62	
Shooting	1	34.0 +6.0 =26 2		33.0 +10.0 =37 1		36.0 +7.0 =21 1		32.0 +10.0 =19		5	2:15.0 +30.0 =19	
Range Time		2:03.2 +1:04.3	37	3:01.0 +2:05.0	55	2:05.2 +1:03.8	40	2:00.3 +1:05.3	25	9:09.7 +4:45.2	47	
Course Time		9:30.3 +54.1 =55		9:42.3 +1:09.6	64	10:02.5 +1:24.3	66	10:07.6 +1:31.3	65	10:04.8 +1:43.0	65	49:27.5 +6:12.8 63
60	11	ANDREASSEN Gunn Margit	NOR		6	59:04.3	+9:40.2	60				
Cumulative Time		10:47.6 +1:07.2	27	21:23.0 +2:06.9	15	33:22.7 +3:42.1	30	49:24.0 +8:55.6	62	59:04.3 +9:40.2	61	
Loop Time		10:47.6 +1:07.2	27	10:35.4 +59.7	19	11:59.7 +2:10.3	59	16:01.3 +6:04.0	81	9:40.3 +1:18.5	46	
Ski Time		10:47.6 +1:07.2	63	21:23.0 +2:06.9	58	32:22.7 +3:13.2	57	43:24.0 +4:09.5	57	53:04.3 +5:14.6	55	
Shooting	0	32.0 +4.0 =13 0		35.0 +12.0 =43 1		42.0 +13.0 =51 5		45.0 +23.0 74		6	2:34.0 +49.0 59	
Range Time		1:03.3 +4.4	16	1:05.6 +9.6	25	2:14.2 +1:12.8	59	6:06.0 +5:11.0	81	10:29.1 +6:04.6	66	
Course Time		9:44.3 +1:08.1	63	9:29.8 +57.1 =51		9:45.5 +1:07.3	54	9:55.3 +1:19.0	57	9:40.3 +1:18.5	46	48:35.2 +5:20.5 56
61	65	REZLEROVA Magda	CZE		6	59:18.0	+9:53.9	61				
Cumulative Time		11:30.9 +1:50.5	44	23:52.2 +4:36.1	53	37:51.3 +8:10.7	72	49:03.1 +8:34.7	59	59:18.0 +9:53.9	62	
Loop Time		11:30.9 +1:50.5	44	12:21.3 +2:45.6	62	13:59.1 +4:09.7	78	11:11.8 +1:14.5	20	10:14.9 +1:53.1	68	
Ski Time		10:30.9 +50.5	45	20:52.2 +1:36.1	42	31:51.3 +2:41.8	49	43:03.1 +3:48.6	53	53:18.0 +5:28.3	57	
Shooting	1	33.0 +5.0 =21 2		29.0 +6.0 =11 3		44.0 +15.0 =65 0		35.0 +13.0 =40		6	2:21.0 +36.0 =30	
Range Time		2:01.7 +1:02.8	36	2:57.9 +2:01.9	52	4:14.6 +3:13.2	77	1:03.0 +8.0	10	10:17.2 +5:52.7	62	
Course Time		9:29.2 +53.0 =51		9:23.4 +50.7	47	9:44.5 +1:06.3	53	10:08.8 +1:32.5 =66		10:14.9 +1:53.1	68	49:00.8 +5:46.1 58
62	64	KONRAD Sarah	USA		10	59:33.1	+10:09.0	62				
Cumulative Time		12:16.0 +2:35.6	61	24:09.4 +4:53.3	59	38:15.2 +8:34.6	75	50:34.6 +10:06.2	72	59:33.1 +10:09.0	63	
Loop Time		12:16.0 +2:35.6	61	11:53.4 +2:17.7	50	14:05.8 +4:16.4	79	12:19.4 +2:22.1	50	8:58.5 +36.7	10	
Ski Time		10:16.0 +35.6	26	20:09.4 +53.3	16	30:15.2 +1:05.7	14	40:34.6 +1:20.1	15	49:33.1 +1:43.4	14	
Shooting	2	32.0 +4.0 =13 2		37.0 +14.0 =54 4		37.0 +8.0 =25 2		32.0 +10.0 =19		10	2:18.0 +33.0 26	
Range Time		3:02.3 +2:03.4	61	3:04.8 +2:08.8	61	5:09.6 +4:08.2	81	3:03.4 +2:08.4	59	14:20.1 +9:55.6	81	
Course Time		9:13.7 +37.5	26	8:48.6 +15.9	11	8:56.2 +18.0 =8		9:16.0 +39.7	21	8:58.5 +36.7	10	45:13.0 +1:58.3 =13
63	41	SAVLAKA Linda	LAT		3	59:44.3	+10:20.2	63				
Cumulative Time		14:04.1 +4:23.7	76	25:44.2 +6:28.1	72	37:29.6 +7:49.0	65	49:08.5 +8:40.1	60	59:44.3 +10:20.2	64	
Loop Time		14:04.1 +4:23.7	76	11:40.1 +2:04.4	44	11:45.4 +1:56.0	52	11:38.9 +1:41.6 =30		10:35.8 +2:14.0	74	
Ski Time		11:04.1 +1:23.7	69	22:44.2 +3:28.1	76	34:29.6 +5:20.1	76	46:08.5 +6:54.0	75	56:44.3 +8:54.6	76	
Shooting	3	39.0 +11.0 =55 0		36.0 +13.0 =49 0		40.0 +11.0 =42 0		32.0 +10.0 =19		3	2:27.0 +42.0 =42	
Range Time		4:08.9 +3:10.0	76	1:05.3 +9.3	24	1:09.0 +7.6	16	59.9 +4.9	6	7:23.1 +2:58.6	27	
Course Time		9:55.2 +1:19.0	70	10:34.8 +2:02.1	78	10:36.4 +1:58.2	75	10:39.0 +2:02.7	75	10:35.8 +2:14.0	74	52:21.2 +9:06.5 75


REVISED
COMPETITION ANALYSIS / ANALYSE DE LA COMPÉTITION

CESANA SAN SICARIO MON 13 FEB 2006 / LUN 13 FEV 2006 START TIME / DEBUT 12:00 END TIME / FINI A 13:35

Rank	Bib	Name	NOC		Code		T						
		Loop 1	Loop 2		Loop 3		Loop 4		Loop 5		Result Behind	Rk.	
		Time	Rank	Time	Rank	Time	Rank	Time	Rank	Time	Rank		
64	73	BARNES Lanny	USA								4	59:46.2 +10:22.1	64
Cumulative Time		12:10.0 +2:29.6	57	25:20.0 +6:03.9	70	36:48.9 +7:08.3	62	49:22.7 +8:54.3	61			59:46.2 +10:22.1	65
Loop Time		12:10.0 +2:29.6	57	13:10.0 +3:34.3	75	11:28.9 +1:39.5	41	12:33.8 +2:36.5	58	10:23.5 +2:01.7	72		
Ski Time		11:10.0 +1:29.6	73	22:20.0 +3:03.9	71	33:48.9 +4:39.4	71	45:22.7 +6:08.2	71			55:46.2 +7:56.5	72
Shooting	1	28.0 0.0	1 2	28.0 +5.0	=9 0	30.0 +1.0	3 1	22.0 0.0	1			4 1:48.0 +3.0	2
Range Time		2:01.6 +1:02.7	35	3:00.7 +2:04.7	54	1:04.9 +3.5	4	1:55.7 +1:00.7	19			8:02.9 +3:38.4	32
Course Time		10:08.4 +1:32.2	76	10:09.3 +1:36.6	71	10:24.0 +1:45.8	72	10:38.1 +2:01.8	74	10:23.5 +2:01.7	72	51:43.3 +8:28.6	73
65	56	ALBERT Martine	CAN								5	59:52.1 +10:28.0	65
Cumulative Time		13:06.0 +3:25.6	69	24:03.5 +4:47.4	57	35:10.0 +5:29.4	54	49:38.7 +9:10.3	64			59:52.1 +10:28.0	66
Loop Time		13:06.0 +3:25.6	69	10:57.5 +1:21.8	28	11:06.5 +1:17.1	29	14:28.7 +4:31.4	77	10:13.4 +1:51.6	67		
Ski Time		11:06.0 +1:25.6	71	22:03.5 +2:47.4	67	33:10.0 +4:00.5	67	44:38.7 +5:24.2	67			54:52.1 +7:02.4	69
Shooting	2	46.0 +18.0	73 0	39.0 +16.0	=63 0	43.0 +14.0	=61 3	46.8 +24.8	76			5 2:54.8 +1:09.8	73
Range Time		3:16.9 +2:18.0	70	1:11.6 +15.6	27	1:16.7 +15.3	31	4:18.7 +3:23.7	77			10:03.9 +5:39.4	58
Course Time		9:49.1 +1:12.9	66	9:45.9 +1:13.2	65	9:49.8 +1:11.6	=58	10:10.0 +1:33.7	68	10:13.4 +1:51.6	67	49:48.2 +6:33.5	67
66	1	RASIMOVICIUTE Diana	LTU								8	1:00:04.4 +10:40.3	66
Cumulative Time		13:31.4 +3:51.0	73	26:05.7 +6:49.6	74	37:50.7 +8:10.1	71	50:30.0 +10:01.6	70			1:00:04.4 +10:40.3	67
Loop Time		13:31.4 +3:51.0	73	12:34.3 +2:58.6	66	11:45.0 +1:55.6	51	12:39.3 +2:42.0	61	9:34.4 +1:12.6	42		
Ski Time		10:31.4 +51.0	48	21:05.7 +1:49.6	51	31:50.7 +2:41.2	48	42:30.0 +3:15.5	46			52:04.4 +4:14.7	47
Shooting	3	32.0 +4.0	=13 2	29.0 +6.0	=11 1	34.0 +5.0	=11 2	28.0 +6.0	=7			8 2:03.0 +18.0	=7
Range Time		4:01.4 +3:02.5	73	2:58.6 +2:02.6	53	2:05.7 +1:04.3	41	2:57.9 +2:02.9	55			12:03.6 +7:39.1	75
Course Time		9:30.0 +53.8	54	9:35.7 +1:03.0	60	9:39.3 +1:01.1	47	9:41.4 +1:05.1	43	9:34.4 +1:12.6	42	48:00.8 +4:46.1	47
67	71	CESNEKOVA Irena	CZE								7	1:00:08.0 +10:43.9	67
Cumulative Time		13:44.7 +4:04.3	74	24:02.0 +4:45.9	56	37:13.4 +7:32.8	63	50:17.0 +9:48.6	68			1:00:08.0 +10:43.9	68
Loop Time		13:44.7 +4:04.3	74	10:17.3 +41.6	15	13:11.4 +3:22.0	72	13:03.6 +3:06.3	65	9:51.0 +1:29.2	55		
Ski Time		10:44.7 +1:04.3	=59	21:02.0 +1:45.9	50	32:13.4 +3:03.9	54	43:17.0 +4:02.5	55			53:08.0 +5:18.3	56
Shooting	3	48.0 +20.0	75 0	31.0 +8.0	=23 2	53.0 +24.0	78 2	44.0 +22.0	=71			7 2:56.0 +1:11.0	74
Range Time		4:18.3 +3:19.4	78	1:01.6 +5.6	17	3:27.6 +2:26.2	75	3:15.3 +2:20.3	69			12:02.8 +7:38.3	74
Course Time		9:26.4 +50.2	49	9:15.7 +43.0	42	9:43.8 +1:05.6	=51	9:48.3 +1:12.0	50	9:51.0 +1:29.2	55	48:05.2 +4:50.5	49
68	70	RUSU Alexandra	ROM								5	1:00:13.7 +10:49.6	68
Cumulative Time		12:02.5 +2:22.1	54	26:08.7 +6:52.6	75	37:40.0 +7:59.4	69	50:05.9 +9:37.5	67			1:00:13.7 +10:49.6	69
Loop Time		12:02.5 +2:22.1	54	14:06.2 +4:30.5	77	11:31.3 +1:41.9	45	12:25.9 +2:28.6	52	10:07.8 +1:46.0	66		
Ski Time		11:02.5 +1:22.1	68	22:08.7 +2:52.6	68	33:40.0 +4:30.5	70	45:05.9 +5:51.4	70			55:13.7 +7:24.0	71
Shooting	1	39.0 +11.0	=55 3	35.0 +12.0	=43 0	40.0 +11.0	=42 1	35.0 +13.0	=40			5 2:29.0 +44.0	=46
Range Time		2:11.7 +1:12.8	52	4:08.0 +3:12.0	77	1:13.9 +12.5	28	2:06.5 +1:11.5	39			9:40.1 +5:15.6	56
Course Time		9:50.8 +1:14.6	69	9:58.2 +1:25.5	70	10:17.4 +1:39.2	70	10:19.4 +1:43.1	70	10:07.8 +1:46.0	66	50:33.6 +7:18.9	69
69	82	OTAKA Tomomi	JPN								6	1:00:22.2 +10:58.1	69
Cumulative Time		12:00.0 +2:19.6	53	24:44.8 +5:28.7	68	38:09.0 +8:28.4	74	50:24.0 +9:55.6	69			1:00:22.2 +10:58.1	70
Loop Time		12:00.0 +2:19.6	53	12:44.8 +3:09.1	70	13:24.2 +3:34.8	73	12:15.0 +2:17.7	49	9:58.2 +1:36.4	61		
Ski Time		11:00.0 +1:19.6	67	21:44.8 +2:28.7	65	33:09.0 +3:59.5	66	44:24.0 +5:09.5	66			54:22.2 +6:32.5	67
Shooting	1	43.0 +15.0	=67 2	36.0 +13.0	=49 2	47.0 +18.0	=70 1	33.0 +11.0	=30			6 2:39.0 +54.0	=64
Range Time		2:14.1 +1:15.2	=54	3:09.7 +2:13.7	67	3:19.4 +2:18.0	74	2:06.2 +1:11.2	38			10:49.4 +6:24.9	68
Course Time		9:45.9 +1:09.7	64	9:35.1 +1:02.4	58	10:04.8 +1:26.6	67	10:08.8 +1:32.5	=66	9:58.2 +1:36.4	61	49:32.8 +6:18.1	65
70	72	KRUMINA Gerda	LAT								4	1:00:26.1 +11:02.0	70
Cumulative Time		10:59.2 +1:18.8	32	23:32.2 +4:16.1	47	36:18.4 +6:37.8	59	50:01.4 +9:33.0	66			1:00:26.1 +11:02.0	71
Loop Time		10:59.2 +1:18.8	32	12:33.0 +2:57.3	65	12:46.2 +2:56.8	67	13:43.0 +3:45.7	73	10:24.7 +2:02.9	73		
Ski Time		10:59.2 +1:18.8	66	22:32.2 +3:16.1	73	34:18.4 +5:08.9	74	46:01.4 +6:46.9	74			56:26.1 +8:36.4	74
Shooting	0	35.0 +7.0	=32 1	41.0 +18.0	=66 1	40.0 +11.0	=42 2	39.0 +17.0	=56			4 2:35.0 +50.0	=60
Range Time		1:08.6 +9.7	26	2:13.5 +1:17.5	49	2:15.5 +1:14.1	61	3:12.1 +2:17.1	67			8:49.7 +4:25.2	42
Course Time		9:50.6 +1:14.4	68	10:19.5 +1:46.8	74	10:30.7 +1:52.5	74	10:30.9 +1:54.6	72	10:24.7 +2:02.9	73	51:36.4 +8:21.7	72


REVISED
COMPETITION ANALYSIS / ANALYSE DE LA COMPÉTITION

CESANA SAN SICARIO MON 13 FEB 2006 / LUN 13 FEV 2006 START TIME / DEBUT 12:00 END TIME / FINI A 13:35

Rank	Bib	Name	NOC Code		T															
Loop 1		Loop 2		Loop 3		Loop 4		Loop 5		Result Behind	Rk.									
Time Rank		Time Rank		Time Rank		Time Rank		Time Rank												
71	68	GRZYWA Magdalena	POL								7 1:00:41.3 +11:17.2	71								
Cumulative Time	12:37.2	+2:56.8	=65	23:34.0	+4:17.9	50	37:49.0	+8:08.4	70	50:48.7	+10:20.3	74	1:00:41.3	+11:17.2	72					
Loop Time	12:37.2	+2:56.8	=65	10:56.8	+1:21.1	27	14:15.0	+4:25.6	80	12:59.7	+3:02.4	64	9:52.6	+1:30.8	57					
Ski Time	10:37.2	+56.8	=52	21:34.0	+2:17.9	63	32:49.0	+3:39.5	64	43:48.7	+4:34.2	63				53:41.3	+5:51.6	63		
Shooting	2	37.0	+9.0	=47	0	37.0	+14.0	=54	3	49.0	+20.0	=75	2	40.0	+18.0	=61	7	2:43.0	+58.0	66
Range Time	3:11.4	+2:12.5	68	1:08.1	+12.1	26	4:20.9	+3:19.5	80	3:10.7	+2:15.7	66				11:51.1	+7:26.6	73		
Course Time	9:25.8	+49.6	47	9:48.7	+1:16.0	67	9:54.1	+1:15.9	63	9:49.0	+1:12.7	52	9:52.6	+1:30.8	57	48:50.2	+5:35.5	57		
72	45	PLOGEA Dana Elena	ROM										7 1:00:45.5 +11:21.4	72						
Cumulative Time	12:43.7	+3:03.3	67	24:34.8	+5:18.7	67	37:36.8	+7:56.2	68	50:43.1	+10:14.7	73				1:00:45.5	+11:21.4	73		
Loop Time	12:43.7	+3:03.3	67	11:51.1	+2:15.4	49	13:02.0	+3:12.6	69	13:06.3	+3:09.0	66	10:02.4	+1:40.6	63					
Ski Time	10:43.7	+1:03.3	57	21:34.8	+2:18.7	64	32:36.8	+3:27.3	63	43:43.1	+4:28.6	62				53:45.5	+5:55.8	64		
Shooting	2	42.0	+14.0	=64	1	45.0	+22.0	=75	2	33.0	+4.0	=6	2	29.0	+7.0	=11	7	2:29.0	+44.0	=46
Range Time	3:11.9	+2:13.0	69	2:14.8	+1:18.8	51	3:03.9	+2:02.5	68	3:01.4	+2:06.4	58				11:32.0	+7:07.5	71		
Course Time	9:31.8	+55.6	58	9:36.3	+1:03.6	61	9:58.1	+1:19.9	65	10:04.9	+1:28.6	63	10:02.4	+1:40.6	63	49:13.5	+5:58.8	62		
73	14	SAUE Eveli	EST										5 1:00:53.6 +11:29.5	73						
Cumulative Time	13:57.3	+4:16.9	75	26:21.1	+7:05.0	77	37:53.8	+8:13.2	73	50:31.8	+10:03.4	71				1:00:53.6	+11:29.5	74		
Loop Time	13:57.3	+4:16.9	75	12:23.8	+2:48.1	63	11:32.7	+1:43.3	47	12:38.0	+2:40.7	60	10:21.8	+2:00.0	71					
Ski Time	10:57.3	+1:16.9	65	22:21.1	+3:05.0	72	33:53.8	+4:44.3	72	45:31.8	+6:17.3	72				55:53.6	+8:03.9	73		
Shooting	3	35.0	+7.0	=32	1	35.0	+12.0	=43	0	34.0	+5.0	=11	1	28.0	+6.0	=7	5	2:12.0	+27.0	=13
Range Time	4:07.2	+3:08.3	75	2:06.5	+1:10.5	44	1:06.8	+5.4	12	2:00.7	+1:05.7	26				9:21.2	+4:56.7	49		
Course Time	9:50.1	+1:13.9	67	10:17.3	+1:44.6	73	10:25.9	+1:47.7	73	10:37.3	+2:01.0	73	10:21.8	+2:00.0	71	51:32.4	+8:17.7	71		
74	4	VASILJEVIC Aleksandra	BIH										1 1:01:11.8 +11:47.7	74						
Cumulative Time	13:07.6	+3:27.2	70	25:05.4	+5:49.3	69	37:30.1	+7:49.5	66	49:57.0	+9:28.6	65				1:01:11.8	+11:47.7	75		
Loop Time	13:07.6	+3:27.2	70	11:57.8	+2:22.1	52	12:24.7	+2:35.3	65	12:26.9	+2:29.6	54	11:14.8	+2:53.0	80					
Ski Time	12:07.6	+2:27.2	79	24:05.4	+4:49.3	79	36:30.1	+7:20.6	79	48:57.0	+9:42.5	79				1:00:11.8	+12:22.1	80		
Shooting	1	59.0	+31.0	80	0	51.0	+28.0	79	0	1:03.0	+34.0	81	0	48.0	+26.0	=77	1	3:41.0	+1:56.0	81
Range Time	2:32.1	+1:33.2	59	1:24.1	+28.1	28	1:35.8	+34.4	36	1:22.8	+27.8	17				6:54.8	+2:30.3	19		
Course Time	10:35.5	+1:59.3	79	10:33.7	+2:01.0	77	10:48.9	+2:10.7	78	11:04.1	+2:27.8	80	11:14.8	+2:53.0	80	54:17.0	+11:02.3	79		
75	81	PURDEA Mihaela	ROM										7 1:02:11.5 +12:47.4	75						
Cumulative Time	14:11.7	+4:31.3	=77	27:10.3	+7:54.2	78	40:38.4	+10:57.8	78	51:52.1	+11:23.7	76				1:02:11.5	+12:47.4	76		
Loop Time	14:11.7	+4:31.3	=77	12:58.6	+3:22.9	73	13:28.1	+3:38.7	75	11:13.7	+1:16.4	21	10:19.4	+1:57.6	69					
Ski Time	11:11.7	+1:31.3	74	22:10.3	+2:54.2	69	33:38.4	+4:28.9	69	44:52.1	+5:37.6	69				55:11.5	+7:21.8	70		
Shooting	3	49.0	+21.0	=76	2	32.0	+9.0	=27	2	41.0	+12.0	=49	0	29.0	+7.0	=11	7	2:31.0	+46.0	=52
Range Time	4:15.6	+3:16.7	77	3:02.3	+2:06.3	57	3:13.6	+2:12.2	73	59.0	+4.0	4				11:30.5	+7:06.0	70		
Course Time	9:56.1	+1:19.9	71	9:56.3	+1:23.6	69	10:14.5	+1:36.3	69	10:14.7	+1:38.4	69	10:19.4	+1:57.6	69	50:41.0	+7:26.3	70		
76	59	ZIKOUNKOVA Ksenia	BLR										8 1:02:17.5 +12:53.4	76						
Cumulative Time	11:55.3	+2:14.9	52	24:30.4	+5:14.3	65	37:35.5	+7:54.9	67	51:56.9	+11:28.5	77				1:02:17.5	+12:53.4	77		
Loop Time	11:55.3	+2:14.9	52	12:35.1	+2:59.4	67	13:05.1	+3:15.7	70	14:21.4	+4:24.1	76	10:20.6	+1:58.8	70					
Ski Time	10:55.3	+1:14.9	64	21:30.4	+2:14.3	61	32:35.5	+3:26.0	62	43:56.9	+4:42.4	65				54:17.5	+6:27.8	66		
Shooting	1	36.0	+8.0	=38	2	32.0	+9.0	=27	2	38.0	+9.0	=32	3	44.0	+22.0	=71	8	2:30.0	+45.0	=49
Range Time	2:09.2	+1:10.3	46	3:04.3	+2:08.3	60	3:12.2	+2:10.8	71	4:17.0	+3:22.0	76				12:42.7	+8:18.2	76		
Course Time	9:46.1	+1:09.9	65	9:30.8	+58.1	53	9:52.9	+1:14.7	61	10:04.4	+1:28.1	62	10:20.6	+1:58.8	70	49:34.8	+6:20.1	66		
77	74	PARENT Marie Pierre	CAN										4 1:02:57.1 +13:33.0	77						
Cumulative Time	11:25.3	+1:44.9	42	26:14.1	+6:58.0	76	38:27.8	+8:47.2	77	51:44.0	+11:15.6	75				1:02:57.1	+13:33.0	78		
Loop Time	11:25.3	+1:44.9	42	14:48.8	+5:13.1	79	12:13.7	+2:24.3	63	13:16.2	+3:18.9	69	11:13.1	+2:51.3	79					
Ski Time	11:25.3	+1:44.9	77	23:14.1	+3:58.0	77	35:27.8	+6:18.3	77	47:44.0	+8:29.5	77				58:57.1	+11:07.4	79		
Shooting	0	36.0	+8.0	=38	3	45.0	+22.0	=75	0	42.0	+13.0	=51	1	42.0	+20.0	=68	4	2:45.0	+1:00.0	=68
Range Time	1:08.7	+9.8	27	4:18.1	+3:22.1	80	1:18.1	+16.7	34	2:16.2	+1:21.2	51				9:01.1	+4:36.6	45		
Course Time	10:16.6	+1:40.4	78	10:30.7	+1:58.0	76	10:55.6	+2:17.4	79	11:00.0	+2:23.7	78	11:13.1	+2:51.3	79	53:56.0	+10:41.3	78		



REVISED

COMPETITION ANALYSIS / ANALYSE DE LA COMPÉTITION

CESANA SAN SICARIO MON 13 FEB 2006 / LUN 13 FEV 2006 START TIME / DEBUT 12:00 END TIME / FINI A 13:35

Rank	Bib	Name	NOC Code		T						
		Loop 1	Loop 2	Loop 3	Loop 4	Loop 5	Result	Behind	Rk.		
		Time	Rank	Time	Rank	Time	Rank	Time	Rank		
78	52	FOWLER Emma	GBR		7		1:03:38.9 +14:14.8	78			
Cumulative Time		11:22.0 +1:41.6 39		25:39.2 +6:23.1 71		38:16.8 +8:36.2 76		52:57.0+12:28.6 78		1:03:38.9 +14:14.8 79	
Loop Time		11:22.0 +1:41.6 39		14:17.2 +4:41.5 78		12:37.6 +2:48.2 66		14:40.2 +4:42.9 78		10:41.9 +2:20.1 75	
Ski Time		11:22.0 +1:41.6 76		22:39.2 +3:23.1 75		34:16.8 +5:07.3 73		45:57.0 +6:42.5 73		56:38.9 +8:49.2 75	
Shooting	0	37.0 +9.0 =47 3		36.0 +13.0 =49 1		42.0 +13.0 =51 3		38.0 +16.0 =51		7 2:33.0 +48.0 =57	
Range Time		1:08.2 +9.3 24		4:07.5 +3:11.5 =75		2:14.8 +1:13.4 60		4:11.3 +3:16.3 74		11:41.8 +7:17.3 72	
Course Time		10:13.8 +1:37.6 77		10:09.7 +1:37.0 72		10:22.8 +1:44.6 71		10:28.9 +1:52.6 71		10:41.9 +2:20.1 75	51:57.1 +8:42.4 74
79	16	STARCEVIC Petra	CRO		8		1:06:49.6 +17:25.5	79			
Cumulative Time		15:28.5 +5:48.1 80		28:22.0 +9:05.9 79		41:29.7+11:49.1 79		55:44.9+15:16.5 79		1:06:49.6 +17:25.5 80	
Loop Time		15:28.5 +5:48.1 80		12:53.5 +3:17.8 72		13:07.7 +3:18.3 71		14:15.2 +4:17.9 75		11:04.7 +2:42.9 78	
Ski Time		11:28.5 +1:48.1 78		23:22.0 +4:05.9 78		35:29.7 +6:20.2 78		47:44.9 +8:30.4 78		58:49.6 +10:59.9 78	
Shooting	4	51.0 +23.0 78 1		42.0 +19.0 =69 1		48.0 +19.0 =73 2		41.0 +19.0 =64		8 3:02.0 +1:17.0 75	
Range Time		5:22.4 +4:23.5 81		2:14.3 +1:18.3 50		2:21.2 +1:19.8 65		3:13.3 +2:18.3 68		13:11.2 +8:46.7 78	
Course Time		10:06.1 +1:29.9 73		10:39.2 +2:06.5 79		10:46.5 +2:08.3 76		11:01.9 +2:25.6 79		11:04.7 +2:42.9 78	53:38.4 +10:23.7 77
80	33	GOTTSCHELL Zsafia	HUN		8		1:08:17.3 +18:53.2	80			
Cumulative Time		13:18.0 +3:37.6 72		28:27.3 +9:11.2 80		41:58.5+12:17.9 80		57:18.7+16:50.3 80		1:08:17.3 +18:53.2 81	
Loop Time		13:18.0 +3:37.6 72		15:09.3 +5:33.6 80		13:31.2 +3:41.8 76		15:20.2 +5:22.9 79		10:58.6 +2:36.8 77	
Ski Time		12:18.0 +2:37.6 80		24:27.3 +5:11.2 80		36:58.5 +7:49.0 80		49:18.7+10:04.2 80		1:00:17.3 +12:27.6 81	
Shooting	1	58.0 +30.0 79 3		56.0 +33.0 81 1		57.0 +28.0 79 3		49.0 +27.0 79		8 3:40.0 +1:55.0 80	
Range Time		2:30.9 +1:32.0 58		4:25.9 +3:29.9 81		2:31.1 +1:29.7 66		4:24.1 +3:29.1 78		13:52.0 +9:27.5 80	
Course Time		10:47.1 +2:10.9 80		10:43.4 +2:10.7 80		11:00.1 +2:21.9 80		10:56.1 +2:19.8 77		10:58.6 +2:36.8 77	54:25.3 +11:10.6 80
81	55	ISBEJ Veronica	CHI		7		1:14:55.3 +25:31.2	81			
Cumulative Time		15:35.9 +5:55.5 81		30:59.1+11:43.0 81		46:07.0+16:26.4 81		1:02:06.9+21:38.5 81		1:14:55.3 +25:31.2 82	
Loop Time		15:35.9 +5:55.5 81		15:23.2 +5:47.5 81		15:07.9 +5:18.5 81		15:59.9 +6:02.6 80		12:48.4 +4:26.6 81	
Ski Time		13:35.9 +3:55.5 81		26:59.1 +7:43.0 81		41:07.0+11:57.5 81		55:06.9+15:52.4 81		1:07:55.3 +20:05.6 82	
Shooting	2	1:06.0 +38.0 81 2		45.0 +22.0 =75 1		1:00.0 +31.0 80 2		44.0 +22.0 =71		7 3:35.0 +1:50.0 79	
Range Time		3:40.9 +2:42.0 72		3:22.5 +2:26.5 73		2:39.3 +1:37.9 67		3:23.9 +2:28.9 70		13:06.6 +8:42.1 77	
Course Time		11:55.0 +3:18.8 81		12:00.7 +3:28.0 81		12:28.6 +3:50.4 81		12:36.0 +3:59.7 81		12:48.4 +4:26.6 81	1:01:48.7 +18:34.0 81

Jury Decisions

Disqualified / Disqualifiés

		44 PYLEVA Olga		RUS		1		50:09.6			
Cumulative Time		10:48.6		20:47.1		30:48.8		41:06.2		50:09.6	
Loop Time		10:48.6		9:58.5		10:01.7		10:17.4		9:03.4	
Ski Time		9:48.6		19:47.1		29:48.8		40:06.2		49:09.6	
Shooting	1	28.0		0 38.0		0 39.0		0 41.0		1 2:26.0	
Range Time		1:56.3		1:07.9		1:06.7		1:09.7		5:20.6	
Course Time		8:52.3		8:50.6		8:55.0		9:07.7		9:03.4	44:49.0

LEGEND

= Sign indicates a tie for rank **Rk.** Rank **T** Total penalties

Bib 44 PYLEVA Olga (RUS) - Disqualified due to violation of anti-doping rules


REVISED

WORLD CUP INDIVIDUAL SCORE WOMEN
SCORE EN COUPE DU MONDE, INDIVIDUEL DAMES
FINAL RESULT - 3 OF 3 RESULTS SCORED

As of THU 16 FEB 2006 / En date du JEU 16 FEV 2006

World Cup Events			
1 Hochfilzen, Women 15 km Individual	7 DEC 2005	3 Cesana San Sicario, Women's 15 km Individual	13 FEB 2006
2 Brezno-Osrblie, Women 15 km Individual	15 DEC 2005		

Rank	Name	NOC Code	Total	1	2	3
1	ISHMOURATOVA Svetlana	RUS	100		1/50	1/50
2	AKHATOVA Albina	RUS	99	21/10	2/46	3/43
3	OLOFSSON Anna Carin	SWE	96	1/50	8/30	15/16
4	GLAGOW Martina	GER	80	6/34		2/46
5	BAILLY Sandrine	FRA	74	4/40		6/34
6	NAZAROVA Olga	BLR	70	25/6	7/32	7/32
7	WILHELM Kati	GER	67	16/15	5/37	16/15
8	ZAITSEVA Olga	RUS	66	2/46	13/20	
9	ZUBRILOVA Olena	BLR	57	11/24	16/15	14/18
10	PYLEVA Olga	RUS	54	10/26	9/28	DSQ
11	DISL Uschi	GER	54	17/14	14/18	12/22
12	HENKEL Andrea	GER	52	19/12	36	4/40
13	BAVEREL-ROBERT Florence	FRA	48	33	3/43	26/5
14	DENKINGER Simone	GER	45	20/11	6/34	
15	GUSEVA Natalia	RUS	43	3/43	85	
16	PALKA Krystyna	POL	42	73	26/5	5/37
17	FILIPOVA Pavlina	BUL	40	62	4/40	43
18	GREGORIN Teja	SLO	40	30/1	10/26	18/13
19	PAVKOVCEKOVA Marcela	SVK	39	8/30	62	22/9
20	HOU Yuxia	CHN	37	5/37	67	58
21	POIREE Liv Grete	NOR	36	23/8		9/28
22	VEJNAROVA Zdenka	CZE	32	7/32	43	53
23	GROS Christelle	FRA	31	22/9	12/22	
24	LEVTCHENKOVA Natalia	MDA	30	DNF	55	8/30
25	BOGALIY Anna	RUS	28	9/28	39	35
26	LIDUMA Madara	LAT	26	98	37	10/26
27	LIU Xianying	CHN	26	14/18	34	23/8
28	KHVOSTENKO Oksana	UKR	25	36	17/14	20/11
29	DAFOVSKA Ekaterina	BUL	24	38		11/24
30	APEL Katrin	GER	24	44	11/24	
31	HALINAROVA Martina	SVK	22	12/22	44	34
32	BEER Katja	GER	20	13/20	31	
33	BERGER Tora	NOR	20	32		13/20
34	EIKELAND Liv Kjersti	NOR	16	=68	15/16	
35	BONNEVIE-SVENDSEN Julie	NOR	16	15/16		
36	PONZA Michela	ITA	14	70	40	17/14
37	EFREMOVA Lilia	UKR	13	43	18/13	36
38	ANDREASSEN Gunn Margit	NOR	13	18/13		60
39	BRANKOVIC Tadeja	SLO	12	=83	19/12	39
40	TOFALVI Eva	ROM	12	96	56	19/12
41	KETTUNEN Outi	FIN	11	47	20/11	
42	JONSSON Helena	SWE	10	41	21/10	
43	MALI Andreja	SLO	10	48	50	21/10
44	HOLUBCOVA Katerina	CZE	9	52	22/9	45
45	BECAERT Sylvie	FRA	9	29/2	41	24/7
46	KONG Yingchao	CHN	9	34	28/3	25/6
47	NIKOULTCHINA Irina	BUL	9	61	25/6	28/3
48	DONG Xue	CHN	8	94	23/8	
49	ALBERT Martine	CAN	7	24/7	42	65
50	FLATLAND Ann Kristin	NOR	7	=68	24/7	
51	KEITH Sandra	CAN	5	26/5		42
52	PERETTO Delphyne	FRA	4	27/4	70	40
53	KOCHER Zina	CAN	4	74	74	27/4
54	MAKARAINEN Kaisa	FIN	4		27/4	
55	KOBLAR Andreja	SLO	3	28/3	69	
56	PETROVA Olena	UKR	2	50		29/2
57	TANANAICO Irina	UKR	2	54	29/2	
58	SOKOLOVA Natalia	BLR	1	31	30/1	



REVISED

**WORLD CUP INDIVIDUAL SCORE WOMEN
SCORE EN COUPE DU MONDE, INDIVIDUEL DAMES
FINAL RESULT - 3 OF 3 RESULTS SCORED**

As of THU 16 FEB 2006 / En date du JEU 16 FEV 2006

Rank	Name	NOC Code	Total	1	2	3
59	GRUDICEK Dijana	SLO	1	40	60	30/1

NOTE

Numbers separated by a slash indicate World Cup rank / points. Number of points awarded for each rank is shown in the table below:

Place	1	2	3	4	5	6	7	8	9	10	11	12	13	14	15	16	17	18	19	20	21	22	23	24	25	26	27	28	29	30
Points	50	46	43	40	37	34	32	30	28	26	24	22	20	18	16	15	14	13	12	11	10	9	8	7	6	5	4	3	2	1

LEGEND

DNF Did not finish **DSQ** Disqualified

Bib 44 PYLEVA Olga (RUS) - Disqualified due to violation of anti-doping rules in the 15 km event in Cesana San Sicario



OFFICIAL COMMUNICATION / COMMUNIQUE OFFICIEL

Violation of anti-doping rules
Women's 15 km Individual Competition

Item: 1

Pyleva Olga from Russian Federation has committed a violation of the anti-doping rules. She is disqualified from the Biathlon Womens 15 km Individual (where she had placed second) according to the IBU disciplinary rules 7.5.c.

Issued by: IOC
Time: 18:30
Date: 16 FEB 2006

This decision affects:

RESULTS
SCHEDULE
OTHER

X

Note:



FINAL RESULTS - COMPETITION DATA SUMMARY
RÉSULTATS DÉFINITIFS - RÉSUMÉ DES DONNÉES DE COMPÉTITION

CESANA SAN SICARIO TUE 14 FEB 2006 / MAR 14 FEV 2006 START TIME / DEBUT 13:30 END TIME / FINI A 14:45

Participation

Number of Entries: 90
Did not start: 0
Did not finish: 0
Disqualified: 0
Ranked Competitors: 90

Atmospheric Conditions at the Stadium

	30 min. before Start	At Start Time	30 min. after Start	At End Time
Weather	Partly Cloudy	Partly Cloudy	Sunny	Partly Cloudy
Snow Condition	Packed	Packed	Packed	Wet
Snow Temperature	-0.8 °C	-1.0 °C	-0.2 °C	-0.1 °C
Air Temperature	3.8 °C	3.8 °C	3.8 °C	3.5 °C
Humidity	48 %	49 %	47 %	48 %
Wind Direction/Speed	WNW 1.0 m/s	NW 0.8 m/s	NW 0.8 m/s	WNW 0.6 m/s

Jury Information

IBU Technical Delegate - Chairman	BAIER Norbert	GER
IBU Assistant Technical Delegate	ROGNSTAD Johnny	NOR
Chief of Competition	PRUCKER Ubaldo	ITA
Member	AMAT Jean Pierre	FRA
Member	POPOV Alexandr	BLR

Course Information


red 3.3 km + red 3.3 km + red 3.3km

Total Course Length: 9.900 m
Height Difference: 54 m
Max. Climb: 13 m
Total Climb: 315 m

Jury Decisions


none

IBU Technical Delegate - Chairman



BAIER Norbert (GER)

IBU Assistant Technical Delegate



ROGNSTAD Johnny (NOR)

LEGEND

NW Northwest **WNW** West-Northwest



FINAL RESULTS / RÉSULTATS DÉFINITIFS

CESANA SAN SICARIO TUE 14 FEB 2006 / MAR 14 FEV 2006 START TIME / DEBUT 13:30 END TIME / FINI A 14:45

Rank	Bib	Name	NOC Code	P	S	T	Result	Behind	WC	NC
1	25	FISCHER Sven	GER	0	0	0	26:11.6	0.0	50	150
2	15	HANEVOLD Halvard	NOR	0	0	0	26:19.8	+8.2	46	146
3	10	ANDRESEN Frode	NOR	0	1	1	26:31.3	+19.7	43	143
4	87	PERNER Wolfgang	AUT	0	1	1	26:51.6	+40.0	40	140
5	13	DEFRASNE Vincent	FRA	0	1	1	26:54.2	+42.6	37	137
6	35	TCHEREZOV Ivan	RUS	0	0	0	27:09.0	+57.4	34	134
7	38	GROSS Ricco	GER	0	0	0	27:15.1	+1:03.5	32	132
8	74	NILSSON Mattias Jr.	SWE	0	0	0	27:18.5	+1:06.9	30	130
9	31	POIREE Raphael	FRA	1	0	1	27:19.0	+1:07.4	28	128
10	14	TCHOUDOV Maxim	RUS	0	0	0	27:20.5	+1:08.9	26	126
11	47	VITEK Zdenek	CZE	0	1	1	27:24.4	+1:12.8	24	124
12	39	BJOERNDALLEN Ole Einar	NOR	1	2	3	27:25.5	+1:13.9	22	122
13	8	BRICIS Ilmars	LAT	1	0	1	27:26.9	+1:15.3	20	120
14	56	FERRY Bjorn	SWE	0	2	2	27:31.1	+1:19.5	18	118
15	19	WOLF Alexander	GER	0	2	2	27:34.5	+1:22.9	16	116
16	24	SUMANN Christoph	AUT	1	1	2	27:42.3	+1:30.7	15	115
17	37	ECKHOFF Stian	NOR	1	1	2	27:48.0	+1:36.4	14	
18	32	ZHANG Chengye	CHN	0	3	3	27:50.9	+1:39.3	13	113
19	33	ROBERT Julien	FRA	0	0	0	27:54.1	+1:42.5	12	112
20	63	SIKORA Tomasz	POL	1	1	2	27:54.3	+1:42.7	11	111
21	21	RUDENCHYK Vitaliy	BUL	0	1	1	27:59.1	+1:47.5	10	110
22	1	KRUGLOV Nikolay	RUS	1	0	1	28:05.2	+1:53.6	9	109
23	72	PALLHUBER Wilfried	ITA	1	0	1	28:05.6	+1:54.0	8	108
24	6	TCHEPIKOV Sergei	RUS	1	0	1	28:08.1	+1:56.5	7	
25	86	VALIULLIN Rustam	BLR	1	1	2	28:08.4	+1:56.8	6	106
26	64	ZIEMIANIN Wieslaw	POL	0	0	0	28:10.1	+1:58.5	5	105
27	48	ROTTMANN Wolfgang	AUT	1	2	3	28:11.8	+2:00.2	4	104
28	59	DE LORENZI Christian	ITA	1	1	2	28:14.5	+2:02.9	3	103
29	28	DERYZEMLYA Andriy	UKR	1	1	2	28:15.2	+2:03.6	2	102
30	57	RYZHENKOV Oleg	BLR	0	1	1	28:15.9	+2:04.3	1	101
31	45	HURAJT Pavol	SVK	0	1	1	28:17.8	+2:06.2		100
32	16	NOVIKOV Sergei	BLR	1	0	1	28:18.5	+2:06.9		99
33	55	CANNARD Ferreol	FRA	1	0	1	28:19.7	+2:08.1		
34	82	MORAVEC Ondrej	CZE	1	0	1	28:20.3	+2:08.7		97
35	40	GREIS Michael	GER	2	1	3	28:22.9	+2:11.3		
36	46	BILANENKO Olexander	UKR	0	0	0	28:26.6	+2:15.0		95
37	50	BURKE Tim	USA	1	2	3	28:27.8	+2:16.2		94
38	36	MARIC Janez	SLO	2	1	3	28:28.6	+2:17.0		93
39	89	EKHOLM David	SWE	2	0	2	28:33.3	+2:21.7		92
40	7	ISA Hidenori	JPN	1	0	1	28:37.1	+2:25.5		91
41	3	VUILLERMOZ Rene Laurent	ITA	1	3	4	28:46.7	+2:35.1		90
42	44	TOBRELUTS Indrek	EST	1	0	1	28:47.5	+2:35.9		89
43	54	LEONI David	CAN	0	1	1	28:50.4	+2:38.8		88
44	20	DOSTAL Roman	CZE	1	2	3	28:50.6	+2:39.0		87
45	2	SIMMEN Matthias	SUI	2	1	3	28:56.3	+2:44.7		86
46	80	LYSENKO Ruslan	UKR	1	1	2	28:56.6	+2:45.0		85
47	17	PUURUNEN Paavo	FIN	1	1	2	28:57.3	+2:45.7		84
48	77	BAILEY Lowell	USA	1	2	3	29:02.0	+2:50.4		83
49	68	KASAHARA Tatsumi	JPN	0	1	1	29:07.0	+2:55.4		82
50	52	BERZINS Janis	LAT	0	1	1	29:09.9	+2:58.3		81
51	71	ZIMELIS Raivis	LAT	1	1	2	29:11.4	+2:59.8		80
52	73	CLEGG Robin	CAN	1	2	3	29:12.4	+3:00.8		79
53	69	MATIASKO Miroslav	SVK	1	1	2	29:13.0	+3:01.4		78



FINAL RESULTS / RÉSULTATS DÉFINITIFS

CESANA SAN SICARIO TUE 14 FEB 2006 / MAR 14 FEV 2006 START TIME / DEBUT 13:30 END TIME / FINI A 14:45

Rank	Bib	Name	NOC Code	P	S	T	Result	Behind	WC	NC
54	65	GREDLER Ludwig	AUT	3	1	4	29:17.6	+3:06.0		
55	41	BERGMAN Carl Johan	SWE	0	0	0	29:21.5	+3:09.9		
56	88	LIBIETIS Kristaps	LAT	0	0	0	29:21.9	+3:10.3		
57	70	SLESINGR Michal	CZE	1	2	3	29:22.9	+3:11.3		
58	5	CHERVYHKOV Aleksandr	KAZ	0	2	2	29:27.1	+3:15.5		73
59	83	KAZAR Matej	SVK	0	1	1	29:29.4	+3:17.8		72
60	58	LESSING Roland	EST	1	1	2	29:30.7	+3:19.1		71
61	9	LEGUELLEC Jean Philippe	CAN	1	1	2	29:32.3	+3:20.7		70
62	85	TEELA Jeremy	USA	2	2	4	29:32.7	+3:21.1		69
63	66	DRATCHEV Vladimir	BLR	2	1	3	29:48.3	+3:36.7		
64	81	EBISAWA Daisuke	JPN	1	2	3	29:49.7	+3:38.1		67
65	62	POKLUKAR Matjaz	SLO	1	2	3	30:00.6	+3:49.0		66
66	60	PIECHA Michal	POL	1	1	2	30:01.6	+3:50.0		65
67	53	HALLENBARTER Simon	SUI	4	1	5	30:05.7	+3:54.1		64
68	78	BONALDI Sergio	ITA	2	1	3	30:06.7	+3:55.1		
69	79	BODZIANA Grzegorz	POL	0	1	1	30:08.4	+3:56.8		
70	76	OZBOLT Janez	SLO	1	1	2	30:08.8	+3:57.2		61
71	90	BAUER Klemen	SLO	0	2	2	30:09.3	+3:57.7		
72	49	SUGA Kyoji	JPN	2	0	2	30:10.6	+3:59.0		
73	22	MATIASKO Marek	SVK	3	3	6	30:11.0	+3:59.4		
74	75	DERKACH Vyacheslav	UKR	0	2	2	30:15.8	+4:04.2		
75	67	BOROVIK Dimitri	EST	2	2	4	30:31.6	+4:20.0		56
76	26	TAGSCHERER Imre	HUN	1	2	3	30:38.1	+4:26.5		55
77	84	PRANTS Janno	EST	1	1	2	30:41.0	+4:29.4		
78	51	BLAJ Marian	ROM	4	0	4	30:44.4	+4:32.8		53
79	61	CLEMENS Tom	GBR	2	2	4	31:05.0	+4:53.4		52
80	11	HAKKINEN Jay	USA	5	1	6	31:22.2	+5:10.6		
81	43	PARK Yoon Bae	KOR	3	0	3	31:29.5	+5:17.9		50
82	34	MORTON Cameron	AUS	2	2	4	32:07.4	+5:55.8		49
83	18	GRIBUSENCOV Mihail	MDA	1	1	2	32:17.6	+6:06.0		48
84	29	HERNANDO Luis Alberto	ESP	1	3	4	32:26.0	+6:14.4		47
85	42	CHRISTOFORIDIS Stavros	GRE	1	2	3	32:48.3	+6:36.7		46
86	4	COSIC Miro	BIH	1	3	4	32:56.1	+6:44.5		45
87	27	MILENKOVIC Aleksandar	SCG	1	5	6	33:17.7	+7:06.1		44
88	30	BELTRAME Sebastian	ARG	2	3	5	33:32.4	+7:20.8		43
89	23	ZUNIGA Marco	CHI	1	0	1	33:38.1	+7:26.5		42
90	12	ZLATKAUSKAS Karolis	LTU	2	2	4	34:33.8	+8:22.2		41

NOTE
First 60 Competitors are qualified for the Pursuit Competition

LEGEND
NC Nation Cup P Prone S Standing T Total penalties WC World Cup



COMPETITION ANALYSIS / ANALYSE DE LA COMPÉTITION

CESANA SAN SICARIO TUE 14 FEB 2006 / MAR 14 FEV 2006 START TIME / DEBUT 13:30 END TIME / FINI A 14:45

Rank	Bib	Name	NOC Code			T					
Loop 1			Loop 2			Loop 3			Result	Behind	Rk.
	Time	Behind	Rk.	Time	Behind	Rk.	Time	Behind	Rk.		
1	25	FISCHER Sven	GER			0			26:11.6	0.0	1
Cumulative Time	9:08.3	+0.6	2	18:12.8	0.0	1				26:11.6	0.0
Loop Time	9:08.3	+0.6	2	9:04.5	0.0	1	7:58.8	+0.1	2		
Shooting	0	32.0	+7.0 =40	0	25.0	+1.0 =3			0	57.0	+8.0 =10
Range Time		57.2	+5.8	11	50.5	0.0	1			1:47.7	0.0
Course Time	8:11.1	+5.9	3	8:14.0	+9.2 =10		7:58.8	+0.1	2	24:23.9	+5.5
2	15	HANEVOLD Halvard	NOR			0			26:19.8	+8.2	2
Cumulative Time	9:14.1	+6.4	5	18:21.1	+8.3	2				26:19.8	+8.2
Loop Time	9:14.1	+6.4	5	9:07.0	+2.5	2	7:58.7	0.0	1		
Shooting	0	32.0	+7.0 =40	0	31.0	+7.0 =46			0	1:03.0	+14.0 =42
Range Time		59.3	+7.9	21	55.4	+4.9	7			1:54.7	+7.0
Course Time	8:14.8	+9.6	9	8:11.6	+6.8	6	7:58.7	0.0	1	24:25.1	+6.7
3	10	ANDRESEN Frode	NOR			1			26:31.3	+19.7	3
Cumulative Time	9:07.7	0.0	1	18:29.7	+16.9	3				26:31.3	+19.7
Loop Time	9:07.7	0.0	1	9:22.0	+17.5	8	8:01.6	+2.9	3		
Shooting	0	32.0	+7.0 =40	1	25.0	+1.0 =3			1	57.0	+8.0 =10
Range Time		57.6	+6.2 =12		1:15.3	+24.8	28			2:12.9	+25.2
Course Time	8:10.1	+4.9	2	8:06.7	+1.9	2	8:01.6	+2.9	3	24:18.4	0.0
4	87	PERNER Wolfgang	AUT			1			26:51.6	+40.0	4
Cumulative Time	9:15.0	+7.3	6	18:43.0	+30.2	8				26:51.6	+40.0
Loop Time	9:15.0	+7.3	6	9:28.0	+23.5	11	8:08.6	+9.9	4		
Shooting	0	31.0	+6.0 =31	1	29.0	+5.0 =29			1	1:00.0	+11.0 =23
Range Time		1:00.3	+8.9	23	1:16.9	+26.4	30			2:17.2	+29.5
Course Time	8:14.7	+9.5	8	8:11.1	+6.3 =4		8:08.6	+9.9	4	24:34.4	+16.0
5	13	DEFRASNE Vincent	FRA			1			26:54.2	+42.6	5
Cumulative Time	9:10.0	+2.3	3	18:42.8	+30.0	7				26:54.2	+42.6
Loop Time	9:10.0	+2.3	3	9:32.8	+28.3	14	8:11.4	+12.7	5		
Shooting	0	25.0	0.0 =1	1	25.0	+1.0 =3			1	50.0	+1.0
Range Time		51.4	0.0	1	1:12.9	+22.4	26			2:04.3	+16.6
Course Time	8:18.6	+13.4	12	8:19.9	+15.1	15	8:11.4	+12.7	5	24:49.9	+31.5
6	35	TCHEREZOV Ivan	RUS			0			27:09.0	+57.4	6
Cumulative Time	9:22.8	+15.1	12	18:40.9	+28.1	6				27:09.0	+57.4
Loop Time	9:22.8	+15.1	12	9:18.1	+13.6	6	8:28.1	+29.4	19		
Shooting	0	31.0	+6.0 =31	0	30.0	+6.0 =36			0	1:01.0	+12.0 =31
Range Time		58.2	+6.8	15	56.8	+6.3	12			1:55.0	+7.3
Course Time	8:24.6	+19.4	21	8:21.3	+16.5	18	8:28.1	+29.4	19	25:14.0	+55.6
7	38	GROSS Ricco	GER			0			27:15.1	+1:03.5	7
Cumulative Time	9:17.0	+9.3	8	18:33.4	+20.6	4				27:15.1	+1:03.5
Loop Time	9:17.0	+9.3	8	9:16.4	+11.9	4	8:41.7	+43.0 =36			
Shooting	0	28.0	+3.0 =6	0	31.0	+7.0 =46			0	59.0	+10.0 =20
Range Time		53.4	+2.0	4	57.1	+6.6	14			1:50.5	+2.8
Course Time	8:23.6	+18.4	19	8:19.3	+14.5	14	8:41.7	+43.0 =36		25:24.6	+1:06.2
8	74	NILSSON Mattias Jr.	SWE			0			27:18.5	+1:06.9	8
Cumulative Time	9:33.0	+25.3	19	18:56.7	+43.9	10				27:18.5	+1:06.9
Loop Time	9:33.0	+25.3	19	9:23.7	+19.2	9	8:21.8	+23.1	12		
Shooting	0	32.0	+7.0 =40	0	28.0	+4.0 =17			0	1:00.0	+11.0 =23
Range Time		59.2	+7.8	20	54.2	+3.7	4			1:53.4	+5.7
Course Time	8:33.8	+28.6	42	8:29.5	+24.7	30	8:21.8	+23.1	12	25:25.1	+1:06.7



COMPETITION ANALYSIS / ANALYSE DE LA COMPÉTITION

CESANA SAN SICARIO TUE 14 FEB 2006 / MAR 14 FEV 2006 START TIME / DEBUT 13:30 END TIME / FINI A 14:45

Rank	Bib	Name	NOC Code			T						
Loop 1			Loop 2			Loop 3			Result	Behind	Rk.	
	Time	Behind	Rk.		Time	Behind	Rk.		Time	Behind	Rk.	
9	31	POIREE Raphael	FRA			1			27:19.0	+1:07.4	9	
Cumulative Time	9:36.1	+28.4	21	18:49.4	+36.6	9			27:19.0	+1:07.4	9	
Loop Time	9:36.1	+28.4	21	9:13.3	+8.8	3	8:29.6	+30.9	20			
Shooting	1	33.0	+8.0 =53	0	30.0	+6.0 =36			1	1:03.0	+14.0 =42	
Range Time	1:22.2	+30.8	38	59.7	+9.2	22				2:21.9	+34.2 =26	
Course Time	8:13.9	+8.7	5	8:13.6	+8.8	9	8:29.6	+30.9	20	24:57.1	+38.7 =10	
10	14	TCHOUDOV Maxim	RUS			0			27:20.5	+1:08.9	10	
Cumulative Time	9:18.9	+11.2	9	18:38.8	+26.0	5				27:20.5	+1:08.9 =10	
Loop Time	9:18.9	+11.2	9	9:19.9	+15.4	7	8:41.7	+43.0	=36			
Shooting	0	38.0	+13.0 =75	0	34.0	+10.0 =68			0	1:12.0	+23.0 =75	
Range Time	1:04.6	+13.2	29	59.0	+8.5	19				2:03.6	+15.9 =11	
Course Time	8:14.3	+9.1	6	8:20.9	+16.1	16	8:41.7	+43.0	=36	25:16.9	+58.5 =21	
11	47	VITEK Zdenek	CZE			1			27:24.4	+1:12.8	11	
Cumulative Time	9:20.9	+13.2	10	19:07.6	+54.8	11				27:24.4	+1:12.8 =11	
Loop Time	9:20.9	+13.2	10	9:46.7	+42.2	29	8:16.8	+18.1	9			
Shooting	0	28.0	+3.0 =6	1	33.0	+9.0 =60			1	1:01.0	+12.0 =31	
Range Time	54.9	+3.5	5	1:21.1	+30.6	39				2:16.0	+28.3 =15	
Course Time	8:26.0	+20.8	25	8:25.6	+20.8	23	8:16.8	+18.1	9	25:08.4	+50.0 =13	
12	39	BJOERNDALEN Ole Einar	NOR			3			27:25.5	+1:13.9	12	
Cumulative Time	9:30.0	+22.3	14	19:14.0	+1:01.2	17				27:25.5	+1:13.9 =12	
Loop Time	9:30.0	+22.3	14	9:44.0	+39.5	25	8:11.5	+12.8	6			
Shooting	1	25.0	0.0 =1	2	24.0	0.0 =1			3	49.0	0.0 =1	
Range Time	1:14.9	+23.5	30	1:36.6	+46.1	62				2:51.5	+1:03.8 =50	
Course Time	8:15.1	+9.9	10	8:07.4	+2.6	3	8:11.5	+12.8	6	24:34.0	+15.6 =4	
13	8	BRICIS Ilmars	LAT			1			27:26.9	+1:15.3	13	
Cumulative Time	9:55.1	+47.4	=40	19:12.7	+59.9	15				27:26.9	+1:15.3 =13	
Loop Time	9:55.1	+47.4	=40	9:17.6	+13.1	5	8:14.2	+15.5	8			
Shooting	1	34.0	+9.0 =62	0	28.0	+4.0 =17			1	1:02.0	+13.0 =35	
Range Time	1:25.1	+33.7	53	55.6	+5.1	8				2:20.7	+33.0 =23	
Course Time	8:30.0	+24.8	29	8:22.0	+17.2	19	8:14.2	+15.5	8	25:06.2	+47.8 =12	
14	56	FERRY Bjorn	SWE			2			27:31.1	+1:19.5	14	
Cumulative Time	9:21.0	+13.3	11	19:17.1	+1:04.3	19				27:31.1	+1:19.5 =14	
Loop Time	9:21.0	+13.3	11	9:56.1	+51.6	36	8:14.0	+15.3	7			
Shooting	0	33.0	+8.0 =53	2	33.0	+9.0 =60			2	1:06.0	+17.0 =60	
Range Time	58.4	+7.0	=16	1:45.0	+54.5	67				2:43.4	+55.7 =38	
Course Time	8:22.6	+17.4	=16	8:11.1	+6.3	=4	8:14.0	+15.3	7	24:47.7	+29.3 =7	
15	19	WOLF Alexander	GER			2			27:34.5	+1:22.9	15	
Cumulative Time	9:10.7	+3.0	4	19:12.1	+59.3	14				27:34.5	+1:22.9 =15	
Loop Time	9:10.7	+3.0	4	10:01.4	+56.9	40	8:22.4	+23.7	14			
Shooting	0	29.0	+4.0 =13	2	28.0	+4.0 =17			2	57.0	+8.0 =10	
Range Time	56.1	+4.7	9	1:40.3	+49.8	64				2:36.4	+48.7 =34	
Course Time	8:14.6	+9.4	7	8:21.1	+16.3	17	8:22.4	+23.7	14	24:58.1	+39.7 =11	
16	24	SUMANN Christoph	AUT			2			27:42.3	+1:30.7	16	
Cumulative Time	9:29.8	+22.1	13	19:08.2	+55.4	12				27:42.3	+1:30.7 =16	
Loop Time	9:29.8	+22.1	13	9:38.4	+33.9	20	8:34.1	+35.4	27			
Shooting	1	33.0	+8.0 =53	1	34.0	+10.0 =68			2	1:07.0	+18.0 =63	
Range Time	1:24.6	+33.2	50	1:24.4	+33.9	51				2:49.0	+1:01.3 =47	
Course Time	8:05.2	0.0	1	8:14.0	+9.2	=10	8:34.1	+35.4	27	24:53.3	+34.9 =9	



COMPETITION ANALYSIS / ANALYSE DE LA COMPÉTITION

CESANA SAN SICARIO TUE 14 FEB 2006 / MAR 14 FEV 2006 START TIME / DEBUT 13:30 END TIME / FINI A 14:45

Rank	Bib	Name	NOC Code			T						
Loop 1			Loop 2			Loop 3			Result	Behind	Rk.	
	Time	Behind	Rk.	Time	Behind	Rk.	Time	Behind	Rk.			
17	37	ECKHOFF Stian	NOR						2	27:48.0	+1:36.4	17
Cumulative Time	9:47.0	+39.3	31	19:18.2	+1:05.4	20				27:48.0	+1:36.4	17
Loop Time	9:47.0	+39.3	31	9:31.2	+26.7	12	8:29.8	+31.1	21			
Shooting	1	31.0	+6.0	=31	1	29.0	+5.0	=29	2	1:00.0	+11.0	=23
Range Time	1:21.4	+30.0	35	1:18.1	+27.6	33				2:39.5	+51.8	35
Course Time	8:25.6	+20.4	=23	8:13.1	+8.3	8	8:29.8	+31.1	21	25:08.5	+50.1	14
18	32	ZHANG Chengye	CHN						3	27:50.9	+1:39.3	18
Cumulative Time	9:15.9	+8.2	7	19:30.5	+1:17.7	24				27:50.9	+1:39.3	18
Loop Time	9:15.9	+8.2	7	10:14.6	+1:10.1	=57	8:20.4	+21.7	11			
Shooting	0	28.0	+3.0	=6	3	32.0	+8.0	=56	3	1:00.0	+11.0	=23
Range Time	55.7	+4.3	8	2:09.8	+1:19.3	83				3:05.5	+1:17.8	59
Course Time	8:20.2	+15.0	14	8:04.8	0.0	1	8:20.4	+21.7	11	24:45.4	+27.0	6
19	33	ROBERT Julien	FRA						0	27:54.1	+1:42.5	19
Cumulative Time	9:31.3	+23.6	16	19:13.2	+1:00.4	16				27:54.1	+1:42.5	19
Loop Time	9:31.3	+23.6	16	9:41.9	+37.4	22	8:40.9	+42.2	33			
Shooting	0	31.0	+6.0	=31	0	31.0	+7.0	=46	0	1:02.0	+13.0	=35
Range Time	58.5	+7.1	18	56.1	+5.6	10				1:54.6	+6.9	4
Course Time	8:32.8	+27.6	=37	8:45.8	+41.0	51	8:40.9	+42.2	33	25:59.5	+1:41.1	=43
20	63	SIKORA Tomasz	POL						2	27:54.3	+1:42.7	20
Cumulative Time	9:51.9	+44.2	39	19:29.0	+1:16.2	23				27:54.3	+1:42.7	20
Loop Time	9:51.9	+44.2	39	9:37.1	+32.6	17	8:25.3	+26.6	15			
Shooting	1	32.0	+7.0	=40	1	28.0	+4.0	=17	2	1:00.0	+11.0	=23
Range Time	1:23.4	+32.0	44	1:20.0	+29.5	36				2:43.4	+55.7	=38
Course Time	8:28.5	+23.3	27	8:17.1	+12.3	12	8:25.3	+26.6	15	25:10.9	+52.5	17
21	21	RUDENCHYK Vitaliy	BUL						1	27:59.1	+1:47.5	21
Cumulative Time	9:33.4	+25.7	20	19:33.3	+1:20.5	27				27:59.1	+1:47.5	21
Loop Time	9:33.4	+25.7	20	9:59.9	+55.4	38	8:25.8	+27.1	16			
Shooting	0	30.0	+5.0	=19	1	42.0	+18.0	83	1	1:12.0	+23.0	=75
Range Time	1:00.5	+9.1	24	1:32.7	+42.2	61				2:33.2	+45.5	33
Course Time	8:32.9	+27.7	39	8:27.2	+22.4	26	8:25.8	+27.1	16	25:25.9	+1:07.5	26
22	1	KRUGLOV Nikolay	RUS						1	28:05.2	+1:53.6	22
Cumulative Time	9:42.8	+35.1	=24	19:09.5	+56.7	13				28:05.2	+1:53.6	22
Loop Time	9:42.8	+35.1	=24	9:26.7	+22.2	10	8:55.7	+57.0	57			
Shooting	1	35.0	+10.0	=66	0	34.0	+10.0	=68	1	1:09.0	+20.0	=68
Range Time	1:27.2	+35.8	55	1:02.5	+12.0	23				2:29.7	+42.0	32
Course Time	8:15.6	+10.4	11	8:24.2	+19.4	22	8:55.7	+57.0	57	25:35.5	+1:17.1	30
23	72	PALLHUBER Wilfried	ITA						1	28:05.6	+1:54.0	23
Cumulative Time	10:00.7	+53.0	47	19:38.0	+1:25.2	=32				28:05.6	+1:54.0	23
Loop Time	10:00.7	+53.0	47	9:37.3	+32.8	18	8:27.6	+28.9	18			
Shooting	1	33.0	+8.0	=53	0	29.0	+5.0	=29	1	1:02.0	+13.0	=35
Range Time	1:25.3	+33.9	54	55.8	+5.3	9				2:21.1	+33.4	24
Course Time	8:35.4	+30.2	46	8:41.5	+36.7	43	8:27.6	+28.9	18	25:44.5	+1:26.1	33
24	6	TCHEPIKOV Sergei	RUS						1	28:08.1	+1:56.5	24
Cumulative Time	10:01.5	+53.8	49	19:37.2	+1:24.4	30				28:08.1	+1:56.5	24
Loop Time	10:01.5	+53.8	49	9:35.7	+31.2	15	8:30.9	+32.2	24			
Shooting	1	32.0	+7.0	=40	0	31.0	+7.0	=46	1	1:03.0	+14.0	=42
Range Time	1:23.0	+31.6	42	58.3	+7.8	17				2:21.3	+33.6	25
Course Time	8:38.5	+33.3	49	8:37.4	+32.6	37	8:30.9	+32.2	24	25:46.8	+1:28.4	35



COMPETITION ANALYSIS / ANALYSE DE LA COMPÉTITION

CESANA SAN SICARIO TUE 14 FEB 2006 / MAR 14 FEV 2006 START TIME / DEBUT 13:30 END TIME / FINI A 14:45

Rank	Bib	Name	NOC Code			T						
Loop 1			Loop 2			Loop 3			Result	Behind	Rk.	
	Time	Behind	Rk.		Time	Behind	Rk.		Time	Behind	Rk.	
25	86	VALIULLIN Rustam	BLR			2			28:08.4	+1:56.8	25	
Cumulative Time	9:46.4	+38.7	30	19:33.7	+1:20.9	28			28:08.4	+1:56.8	25	
Loop Time	9:46.4	+38.7	30	9:47.3	+42.8	31	8:34.7	+36.0	28			
Shooting	1	30.0	+5.0 =19	1	31.0	+7.0 =46			2	1:01.0	+12.0 =31	
Range Time	1:23.1	+31.7	43	1:24.2	+33.7	=49				2:47.3	+59.6	44
Course Time	8:23.3	+18.1	18	8:23.1	+18.3	21	8:34.7	+36.0	28	25:21.1	+1:02.7	23
26	64	ZIEMIANIN Wieslaw	POL			0			28:10.1	+1:58.5	26	
Cumulative Time	9:36.3	+28.6	22	19:17.0	+1:04.2	18			28:10.1	+1:58.5	26	
Loop Time	9:36.3	+28.6	22	9:40.7	+36.2	21	8:53.1	+54.4	=54			
Shooting	0	30.0	+5.0 =19	0	33.0	+9.0 =60			0	1:03.0	+14.0 =42	
Range Time	57.1	+5.7	10	59.4	+8.9	=20				1:56.5	+8.8	8
Course Time	8:39.2	+34.0	=52	8:41.3	+36.5	40	8:53.1	+54.4	=54	26:13.6	+1:55.2	=52
27	48	ROTTMANN Wolfgang	AUT			3			28:11.8	+2:00.2	27	
Cumulative Time	9:44.4	+36.7	29	19:52.0	+1:39.2	40			28:11.8	+2:00.2	27	
Loop Time	9:44.4	+36.7	29	10:07.6	+1:03.1	48	8:19.8	+21.1	10			
Shooting	1	31.0	+6.0 =31	2	27.0	+3.0 =10			3	58.0	+9.0 =15	
Range Time	1:18.8	+27.4	31	1:39.9	+49.4	63				2:58.7	+1:11.0	56
Course Time	8:25.6	+20.4	=23	8:27.7	+22.9	27	8:19.8	+21.1	10	25:13.1	+54.7	19
28	59	DE LORENZI Christian	ITA			2			28:14.5	+2:02.9	28	
Cumulative Time	9:51.5	+43.8	38	19:41.4	+1:28.6	34			28:14.5	+2:02.9	28	
Loop Time	9:51.5	+43.8	38	9:49.9	+45.4	32	8:33.1	+34.4	26			
Shooting	1	32.0	+7.0 =40	1	30.0	+6.0 =36			2	1:02.0	+13.0 =35	
Range Time	1:22.4	+31.0	41	1:21.3	+30.8	40				2:43.7	+56.0	40
Course Time	8:29.1	+23.9	28	8:28.6	+23.8	28	8:33.1	+34.4	26	25:30.8	+1:12.4	28
29	28	DERYZEMLYA Andriy	UKR			2			28:15.2	+2:03.6	29	
Cumulative Time	9:44.0	+36.3	27	19:38.0	+1:25.2	=32			28:15.2	+2:03.6	29	
Loop Time	9:44.0	+36.3	27	9:54.0	+49.5	34	8:37.2	+38.5	30			
Shooting	1	30.0	+5.0 =19	1	28.0	+4.0 =17			2	58.0	+9.0 =15	
Range Time	1:23.6	+32.2	=45	1:22.0	+31.5	43				2:45.6	+57.9	41
Course Time	8:20.4	+15.2	15	8:32.0	+27.2	33	8:37.2	+38.5	30	25:29.6	+1:11.2	27
30	57	RYZHENKOV Oleg	BLR			1			28:15.9	+2:04.3	30	
Cumulative Time	9:30.2	+22.5	15	19:28.2	+1:15.4	22			28:15.9	+2:04.3	30	
Loop Time	9:30.2	+22.5	15	9:58.0	+53.5	37	8:47.7	+49.0	46			
Shooting	0	31.0	+6.0 =31	1	38.0	+14.0 =75			1	1:09.0	+20.0 =68	
Range Time	59.4	+8.0	22	1:28.3	+37.8	59				2:27.7	+40.0	30
Course Time	8:30.8	+25.6	31	8:29.7	+24.9	31	8:47.7	+49.0	46	25:48.2	+1:29.8	36
31	45	HURAJT Pavol	SVK			1			28:17.8	+2:06.2	31	
Cumulative Time	9:32.6	+24.9	17	19:34.5	+1:21.7	29			28:17.8	+2:06.2	31	
Loop Time	9:32.6	+24.9	17	10:01.9	+57.4	42	8:43.3	+44.6	41			
Shooting	0	30.0	+5.0 =19	1	26.0	+2.0 =7			1	56.0	+7.0 =7	
Range Time	57.6	+6.2	=12	1:19.1	+28.6	35				2:16.7	+29.0	16
Course Time	8:35.0	+29.8	45	8:42.8	+38.0	=46	8:43.3	+44.6	41	26:01.1	+1:42.7	46
32	16	NOVIKOV Sergei	BLR			1			28:18.5	+2:06.9	32	
Cumulative Time	9:50.5	+42.8	37	19:32.7	+1:19.9	26			28:18.5	+2:06.9	32	
Loop Time	9:50.5	+42.8	37	9:42.2	+37.7	23	8:45.8	+47.1	44			
Shooting	1	29.0	+4.0 =13	0	33.0	+9.0 =60			1	1:02.0	+13.0 =35	
Range Time	1:19.6	+28.2	32	59.4	+8.9	=20				2:19.0	+31.3	19
Course Time	8:30.9	+25.7	32	8:42.8	+38.0	=46	8:45.8	+47.1	44	25:59.5	+1:41.1	=43



COMPETITION ANALYSIS / ANALYSE DE LA COMPÉTITION

CESANA SAN SICARIO TUE 14 FEB 2006 / MAR 14 FEV 2006 START TIME / DEBUT 13:30 END TIME / FINI A 14:45

Rank	Bib	Name	NOC Code			T					
Loop 1			Loop 2			Loop 3			Result	Behind	Rk.
	Time	Behind	Rk.	Time	Behind	Rk.	Time	Behind	Rk.		
33	55	CANNARD Ferreol	FRA			1			28:19.7	+2:08.1	33
Cumulative Time	9:59.4	+51.7	44	19:37.4	+1:24.6	31				28:19.7	+2:08.1
Loop Time	9:59.4	+51.7	44	9:38.0	+33.5	19	8:42.3	+43.6	38		
Shooting	1	29.0	+4.0 =13	0	27.0	+3.0 =10			1	56.0	+7.0 =7
Range Time	1:23.9	+32.5	48	54.0	+3.5	2				2:17.9	+30.2
Course Time	8:35.5	+30.3	47	8:44.0	+39.2	49	8:42.3	+43.6	38	26:01.8	+1:43.4
34	82	MORAVEC Ondrej	CZE			1			28:20.3	+2:08.7	34
Cumulative Time	9:47.8	+40.1	33	19:32.0	+1:19.2	25				28:20.3	+2:08.7
Loop Time	9:47.8	+40.1	33	9:44.2	+39.7	26	8:48.3	+49.6	48		
Shooting	1	27.0	+2.0 =4	0	31.0	+7.0 =46			1	58.0	+9.0 =15
Range Time	1:22.3	+30.9	=39	57.0	+6.5	13				2:19.3	+31.6
Course Time	8:25.5	+20.3	22	8:47.2	+42.4	55	8:48.3	+49.6	48	26:01.0	+1:42.6
35	40	GREIS Michael	GER			3			28:22.9	+2:11.3	35
Cumulative Time	10:01.2	+53.5	48	19:44.7	+1:31.9	35				28:22.9	+2:11.3
Loop Time	10:01.2	+53.5	48	9:43.5	+39.0	24	8:38.2	+39.5	31		
Shooting	2	33.0	+8.0 =53	1	31.0	+7.0 =46			3	1:04.0	+15.0 =51
Range Time	1:49.1	+57.7	74	1:20.8	+30.3	38				3:09.9	+1:22.2
Course Time	8:12.1	+6.9	4	8:22.7	+17.9	20	8:38.2	+39.5	31	25:13.0	+54.6
36	46	BILANENKO Olexander	UKR			0			28:26.6	+2:15.0	36
Cumulative Time	9:32.7	+25.0	18	19:18.9	+1:06.1	21				28:26.6	+2:15.0
Loop Time	9:32.7	+25.0	18	9:46.2	+41.7	28	9:07.7	+1:09.0	66		
Shooting	0	30.0	+5.0 =19	0	29.0	+5.0 =29			0	59.0	+10.0 =20
Range Time	58.4	+7.0 =16		56.4	+5.9	11				1:54.8	+7.1
Course Time	8:34.3	+29.1	=43	8:49.8	+45.0	59	9:07.7	+1:09.0	66	26:31.8	+2:13.4
37	50	BURKE Tim	USA			3			28:27.8	+2:16.2	37
Cumulative Time	9:55.1	+47.4	=40	20:05.6	+1:52.8	43				28:27.8	+2:16.2
Loop Time	9:55.1	+47.4	=40	10:10.5	+1:06.0	53	8:22.2	+23.5	13		
Shooting	1	42.0	+17.0 =81	2	27.0	+3.0 =10			3	1:09.0	+20.0 =68
Range Time	1:32.5	+41.1	65	1:44.7	+54.2	66				3:17.2	+1:29.5
Course Time	8:22.6	+17.4	=16	8:25.8	+21.0	25	8:22.2	+23.5	13	25:10.6	+52.2
38	36	MARIC Janez	SLO			3			28:28.6	+2:17.0	38
Cumulative Time	10:18.9	+1:11.2	65	19:55.9	+1:43.1	41				28:28.6	+2:17.0
Loop Time	10:18.9	+1:11.2	65	9:37.0	+32.5	16	8:32.7	+34.0	25		
Shooting	2	29.0	+4.0 =13	1	33.0	+9.0 =60			3	1:02.0	+13.0 =35
Range Time	1:47.3	+55.9	73	1:24.2	+33.7	=49				3:11.5	+1:23.8
Course Time	8:31.6	+26.4	34	8:12.8	+8.0	7	8:32.7	+34.0	25	25:17.1	+58.7
39	89	EKHOLM David	SWE			2			28:33.3	+2:21.7	39
Cumulative Time	10:20.4	+1:12.7	66	19:51.8	+1:39.0	=38				28:33.3	+2:21.7
Loop Time	10:20.4	+1:12.7	66	9:31.4	+26.9	13	8:41.5	+42.8	35		
Shooting	2	31.0	+6.0 =31	0	30.0	+6.0 =36			2	1:01.0	+12.0 =31
Range Time	1:46.1	+54.7	71	54.3	+3.8	5				2:40.4	+52.7
Course Time	8:34.3	+29.1	=43	8:37.1	+32.3	36	8:41.5	+42.8	35	25:52.9	+1:34.5
40	7	ISA Hidenori	JPN			1			28:37.1	+2:25.5	40
Cumulative Time	10:00.6	+52.9	46	19:46.4	+1:33.6	37				28:37.1	+2:25.5
Loop Time	10:00.6	+52.9	46	9:45.8	+41.3	27	8:50.7	+52.0	52		
Shooting	1	28.0	+3.0 =6	0	27.0	+3.0 =10			1	55.0	+6.0
Range Time	1:21.8	+30.4	36	58.1	+7.6	16				2:19.9	+32.2
Course Time	8:38.8	+33.6	51	8:47.7	+42.9	56	8:50.7	+52.0	52	26:17.2	+1:58.8



COMPETITION ANALYSIS / ANALYSE DE LA COMPÉTITION

CESANA SAN SICARIO TUE 14 FEB 2006 / MAR 14 FEV 2006 START TIME / DEBUT 13:30 END TIME / FINI A 14:45

Rank	Bib	Name	NOC Code			T						
Loop 1			Loop 2			Loop 3			Result	Behind	Rk.	
	Time	Behind	Rk.	Time	Behind	Rk.	Time	Behind	Rk.			
41	3	VUILLERMOZ Rene Laurent	ITA			4	28:46.7	+2:35.1	41			
Cumulative Time	9:44.2	+36.5	28	20:20.4	+2:07.6	54				28:46.7	+2:35.1	41
Loop Time	9:44.2	+36.5	28	10:36.2	+1:31.7	70	8:26.3	+27.6	17			
Shooting	1	30.0	+5.0 =19	3	34.0	+10.0 =68			4	1:04.0	+15.0	=51
Range Time	1:20.1	+28.7	=33	2:17.4	+1:26.9	85				3:37.5	+1:49.8	74
Course Time	8:24.1	+18.9	20	8:18.8	+14.0	13	8:26.3	+27.6	17	25:09.2	+50.8	15
42	44	TOBRELUITS Indrek	EST			1	28:47.5	+2:35.9	42			
Cumulative Time	10:15.9	+1:08.2	63	20:08.9	+1:56.1	46				28:47.5	+2:35.9	42
Loop Time	10:15.9	+1:08.2	63	9:53.0	+48.5	33	8:38.6	+39.9	32			
Shooting	1	32.0	+7.0 =40	0	32.0	+8.0 =56			1	1:04.0	+15.0	=51
Range Time	1:25.0	+33.6	52	57.3	+6.8	15				2:22.3	+34.6	27
Course Time	8:50.9	+45.7	70	8:55.7	+50.9	69	8:38.6	+39.9	32	26:25.2	+2:06.8	56
43	54	LEONI David	CAN			1	28:50.4	+2:38.8	43			
Cumulative Time	9:42.9	+35.2	26	19:51.8	+1:39.0	=38				28:50.4	+2:38.8	43
Loop Time	9:42.9	+35.2	26	10:08.9	+1:04.4	51	8:58.6	+59.9	60			
Shooting	0	27.0	+2.0 =4	1	27.0	+3.0 =10			1	54.0	+5.0	=4
Range Time	53.2	+1.8	3	1:19.0	+28.5	34				2:12.2	+24.5	13
Course Time	8:49.7	+44.5	68	8:49.9	+45.1	60	8:58.6	+59.9	60	26:38.2	+2:19.8	61
44	20	DOSTAL Roman	CZE			3	28:50.6	+2:39.0	44			
Cumulative Time	9:55.7	+48.0	43	20:19.8	+2:07.0	53				28:50.6	+2:39.0	44
Loop Time	9:55.7	+48.0	43	10:24.1	+1:19.6	65	8:30.8	+32.1	23			
Shooting	1	30.0	+5.0 =19	2	33.0	+9.0 =60			3	1:03.0	+14.0	=42
Range Time	1:20.1	+28.7	=33	1:46.5	+56.0	70				3:06.6	+1:18.9	60
Course Time	8:35.6	+30.4	48	8:37.6	+32.8	38	8:30.8	+32.1	23	25:44.0	+1:25.6	32
45	2	SIMMEN Matthias	SUI			3	28:56.3	+2:44.7	45			
Cumulative Time	10:17.1	+1:09.4	64	20:12.0	+1:59.2	48				28:56.3	+2:44.7	45
Loop Time	10:17.1	+1:09.4	64	9:54.9	+50.4	35	8:44.3	+45.6	43			
Shooting	2	31.0	+6.0 =31	1	28.0	+4.0 =17			3	59.0	+10.0	=20
Range Time	1:44.4	+53.0	70	1:15.6	+25.1	29				3:00.0	+1:12.3	58
Course Time	8:32.7	+27.5	36	8:39.3	+34.5	39	8:44.3	+45.6	43	25:56.3	+1:37.9	40
46	80	LYSENKO Ruslan	UKR			2	28:56.6	+2:45.0	46			
Cumulative Time	10:02.8	+55.1	54	20:06.4	+1:53.6	44				28:56.6	+2:45.0	46
Loop Time	10:02.8	+55.1	54	10:03.6	+59.1	44	8:50.2	+51.5	=50			
Shooting	1	31.0	+6.0 =31	1	29.0	+5.0 =29			2	1:00.0	+11.0	=23
Range Time	1:23.6	+32.2	=45	1:22.2	+31.7	44				2:45.8	+58.1	42
Course Time	8:39.2	+34.0	=52	8:41.4	+36.6	=41	8:50.2	+51.5	=50	26:10.8	+1:52.4	50
47	17	PUURUNEN Paavo	FIN			2	28:57.3	+2:45.7	47			
Cumulative Time	10:08.2	+1:00.5	58	20:14.2	+2:01.4	50				28:57.3	+2:45.7	47
Loop Time	10:08.2	+1:00.5	58	10:06.0	+1:01.5	45	8:43.1	+44.4	40			
Shooting	1	35.0	+10.0 =66	1	29.0	+5.0 =29			2	1:04.0	+15.0	=51
Range Time	1:27.6	+36.2	58	1:21.8	+31.3	42				2:49.4	+1:01.7	48
Course Time	8:40.6	+35.4	58	8:44.2	+39.4	50	8:43.1	+44.4	40	26:07.9	+1:49.5	49
48	77	BAILEY Lowell	USA			3	29:02.0	+2:50.4	48			
Cumulative Time	10:02.1	+54.4	51	20:25.1	+2:12.3	56				29:02.0	+2:50.4	48
Loop Time	10:02.1	+54.4	51	10:23.0	+1:18.5	64	8:36.9	+38.2	29			
Shooting	1	38.0	+13.0 =75	2	28.0	+4.0 =17			3	1:06.0	+17.0	=60
Range Time	1:30.3	+38.9	62	1:46.9	+56.4	71				3:17.2	+1:29.5	=68
Course Time	8:31.8	+26.6	35	8:36.1	+31.3	35	8:36.9	+38.2	29	25:44.8	+1:26.4	34



COMPETITION ANALYSIS / ANALYSE DE LA COMPÉTITION

CESANA SAN SICARIO TUE 14 FEB 2006 / MAR 14 FEV 2006 START TIME / DEBUT 13:30 END TIME / FINI A 14:45

Rank	Bib	Name	NOC Code			T					
Loop 1			Loop 2			Loop 3			Result	Behind	Rk.
	Time	Behind	Rk.		Time	Behind	Rk.		Time	Behind	Rk.
49	68	KASAHARA Tatsumi	JPN			1	29:07.0	+2:55.4	49		
Cumulative Time	9:50.3	+42.6	36	20:04.3	+1:51.5	42	29:07.0	+2:55.4	49		
Loop Time	9:50.3	+42.6	36	10:14.0	+1:09.5	56	9:02.7	+1:04.0	63		
Shooting	0	36.0	+11.0 =68	1	30.0	+6.0 =36	1	1:06.0	+17.0	=60	
Range Time	1:03.4	+12.0	27	1:23.1	+32.6	47	2:26.5	+38.8	28		
Course Time	8:46.9	+41.7	63	8:50.9	+46.1	=62	9:02.7	+1:04.0	63	26:40.5	+2:22.1
50	52	BERZINS Janis	LAT			1	29:09.9	+2:58.3	50		
Cumulative Time	9:55.3	+47.6	42	20:13.1	+2:00.3	49	29:09.9	+2:58.3	50		
Loop Time	9:55.3	+47.6	42	10:17.8	+1:13.3	61	8:56.8	+58.1	59		
Shooting	0	37.0	+12.0 =73	1	32.0	+8.0 =56	1	1:09.0	+20.0	=68	
Range Time	1:04.1	+12.7	28	1:24.8	+34.3	54	2:28.9	+41.2	31		
Course Time	8:51.2	+46.0	71	8:53.0	+48.2	65	8:56.8	+58.1	59	26:41.0	+2:22.6
51	71	ZIMELIS Raivis	LAT			2	29:11.4	+2:59.8	51		
Cumulative Time	10:13.0	+1:05.3	60	20:21.2	+2:08.4	55	29:11.4	+2:59.8	51		
Loop Time	10:13.0	+1:05.3	60	10:08.2	+1:03.7	50	8:50.2	+51.5	=50		
Shooting	1	41.0	+16.0	80	1	26.0	+2.0	=7	2	1:07.0	+18.0
Range Time	1:30.1	+38.7	61	1:17.3	+26.8	32	2:47.4	+59.7	45		
Course Time	8:42.9	+37.7	60	8:50.9	+46.1	=62	8:50.2	+51.5	=50	26:24.0	+2:05.6
52	73	CLEGG Robin	CAN			3	29:12.4	+3:00.8	52		
Cumulative Time	10:03.4	+55.7	55	20:19.3	+2:06.5	52	29:12.4	+3:00.8	52		
Loop Time	10:03.4	+55.7	55	10:15.9	+1:11.4	59	8:53.1	+54.4	=54		
Shooting	1	28.0	+3.0 =6	2	28.0	+4.0 =17	3	56.0	+7.0	=7	
Range Time	1:23.8	+32.4	47	1:46.1	+55.6	69	3:09.9	+1:22.2	=62		
Course Time	8:39.6	+34.4	55	8:29.8	+25.0	32	8:53.1	+54.4	=54	26:02.5	+1:44.1
53	69	MATIASKO Miroslav	SVK			2	29:13.0	+3:01.4	53		
Cumulative Time	10:15.8	+1:08.1	62	20:29.3	+2:16.5	57	29:13.0	+3:01.4	53		
Loop Time	10:15.8	+1:08.1	62	10:13.5	+1:09.0	55	8:43.7	+45.0	42		
Shooting	1	36.0	+11.0 =68	1	38.0	+14.0 =75	2	1:14.0	+25.0	78	
Range Time	1:29.0	+37.6	60	1:30.4	+39.9	60	2:59.4	+1:11.7	57		
Course Time	8:46.8	+41.6	62	8:43.1	+38.3	48	8:43.7	+45.0	42	26:13.6	+1:55.2
54	65	GREDLER Ludwig	AUT			4	29:17.6	+3:06.0	54		
Cumulative Time	10:44.5	+1:36.8	74	20:31.6	+2:18.8	58	29:17.6	+3:06.0	54		
Loop Time	10:44.5	+1:36.8	74	9:47.1	+42.6	30	8:46.0	+47.3	45		
Shooting	3	36.0	+11.0 =68	1	31.0	+7.0 =46	4	1:07.0	+18.0	=63	
Range Time	2:16.6	+1:25.2	84	1:21.4	+30.9	41	3:38.0	+1:50.3	75		
Course Time	8:27.9	+22.7	26	8:25.7	+20.9	24	8:46.0	+47.3	45	25:39.6	+1:21.2
55	41	BERGMAN Carl Johan	SWE			0	29:21.5	+3:09.9	55		
Cumulative Time	9:42.8	+35.1	=24	19:44.8	+1:32.0	36	29:21.5	+3:09.9	55		
Loop Time	9:42.8	+35.1	=24	10:02.0	+57.5	43	9:36.7	+1:38.0	=84		
Shooting	0	29.0	+4.0 =13	0	38.0	+14.0 =75	0	1:07.0	+18.0	=63	
Range Time	55.4	+4.0	6	1:05.6	+15.1	25	2:01.0	+13.3	10		
Course Time	8:47.4	+42.2	64	8:56.4	+51.6	72	9:36.7	+1:38.0	=84	27:20.5	+3:02.1
56	88	LIBIETIS Kristaps	LAT			0	29:21.9	+3:10.3	56		
Cumulative Time	10:00.4	+52.7	45	20:07.7	+1:54.9	45	29:21.9	+3:10.3	56		
Loop Time	10:00.4	+52.7	45	10:07.3	+1:02.8	47	9:14.2	+1:15.5	72		
Shooting	0	34.0	+9.0 =62	0	31.0	+7.0 =46	0	1:05.0	+16.0	=58	
Range Time	1:00.9	+9.5	25	58.9	+8.4	18	1:59.8	+12.1	9		
Course Time	8:59.5	+54.3	77	9:08.4	+1:03.6	76	9:14.2	+1:15.5	72	27:22.1	+3:03.7



COMPETITION ANALYSIS / ANALYSE DE LA COMPÉTITION

CESANA SAN SICARIO TUE 14 FEB 2006 / MAR 14 FEV 2006 START TIME / DEBUT 13:30 END TIME / FINI A 14:45

Rank	Bib	Name	NOC Code			T						
Loop 1			Loop 2			Loop 3			Result	Behind	Rk.	
	Time	Behind	Rk.	Time	Behind	Rk.	Time	Behind	Rk.			
57	70	SLESINGR Michal	CZE			3	29:22.9	+3:11.3	57			
Cumulative Time	10:02.5	+54.8	52	20:35.0	+2:22.2	61				29:22.9	+3:11.3	57
Loop Time	10:02.5	+54.8	52	10:32.5	+1:28.0	68	8:47.9	+49.2	47			
Shooting	1	39.0	+14.0	=77	2	41.0	+17.0	=81	3	1:20.0	+31.0	82
Range Time	1:32.1	+40.7	64	1:57.0	+1:06.5	78				3:29.1	+1:41.4	72
Course Time	8:30.4	+25.2	30	8:35.5	+30.7	34	8:47.9	+49.2	47	25:53.8	+1:35.4	38
58	5	CHERVYHKOV Aleksandr	KAZ			2	29:27.1	+3:15.5	58			
Cumulative Time	9:49.8	+42.1	35	20:32.0	+2:19.2	59				29:27.1	+3:15.5	58
Loop Time	9:49.8	+42.1	35	10:42.2	+1:37.7	=72	8:55.1	+56.4	56			
Shooting	0	30.0	+5.0	=19	2	35.0	+11.0	72	2	1:05.0	+16.0	=58
Range Time	57.9	+6.5	14	1:55.3	+1:04.8	77				2:53.2	+1:05.5	54
Course Time	8:51.9	+46.7	72	8:46.9	+42.1	53	8:55.1	+56.4	56	26:33.9	+2:15.5	59
59	83	KAZAR Matej	SVK			1	29:29.4	+3:17.8	59			
Cumulative Time	9:41.5	+33.8	23	20:09.9	+1:57.1	47				29:29.4	+3:17.8	59
Loop Time	9:41.5	+33.8	23	10:28.4	+1:23.9	67	9:19.5	+1:20.8	75			
Shooting	0	33.0	+8.0	=53	1	31.0	+7.0	=46	1	1:04.0	+15.0	=51
Range Time	1:01.6	+10.2	26	1:25.9	+35.4	56				2:27.5	+39.8	29
Course Time	8:39.9	+34.7	56	9:02.5	+57.7	73	9:19.5	+1:20.8	75	27:01.9	+2:43.5	70
60	58	LESSING Roland	EST			2	29:30.7	+3:19.1	60			
Cumulative Time	10:07.6	+59.9	57	20:18.8	+2:06.0	51				29:30.7	+3:19.1	60
Loop Time	10:07.6	+59.9	57	10:11.2	+1:06.7	54	9:11.9	+1:13.2	67			
Shooting	1	33.0	+8.0	=53	1	30.0	+6.0	=36	2	1:03.0	+14.0	=42
Range Time	1:27.4	+36.0	57	1:25.3	+34.8	55				2:52.7	+1:05.0	53
Course Time	8:40.2	+35.0	57	8:45.9	+41.1	52	9:11.9	+1:13.2	67	26:38.0	+2:19.6	60
61	9	LEGUELLEC Jean Philippe	CAN			2	29:32.3	+3:20.7	61			
Cumulative Time	10:23.3	+1:15.6	67	20:39.7	+2:26.9	63				29:32.3	+3:20.7	61
Loop Time	10:23.3	+1:15.6	67	10:16.4	+1:11.9	60	8:52.6	+53.9	53			
Shooting	1	34.0	+9.0	=62	1	29.0	+5.0	=29	2	1:03.0	+14.0	=42
Range Time	1:28.6	+37.2	59	1:22.3	+31.8	45				2:50.9	+1:03.2	49
Course Time	8:54.7	+49.5	=74	8:54.1	+49.3	67	8:52.6	+53.9	53	26:41.4	+2:23.0	65
62	85	TEELA Jeremy	USA			4	29:32.7	+3:21.1	62			
Cumulative Time	10:24.5	+1:16.8	68	20:51.7	+2:38.9	70				29:32.7	+3:21.1	62
Loop Time	10:24.5	+1:16.8	68	10:27.2	+1:22.7	66	8:41.0	+42.3	34			
Shooting	2	32.0	+7.0	=40	2	26.0	+2.0	=7	4	58.0	+9.0	=15
Range Time	1:53.2	+1:01.8	76	1:45.4	+54.9	68				3:38.6	+1:50.9	77
Course Time	8:31.3	+26.1	33	8:41.8	+37.0	44	8:41.0	+42.3	34	25:54.1	+1:35.7	39
63	66	DRATCHEV Vladimir	BLR			3	29:48.3	+3:36.7	63			
Cumulative Time	10:32.8	+1:25.1	70	20:42.4	+2:29.6	64				29:48.3	+3:36.7	63
Loop Time	10:32.8	+1:25.1	70	10:09.6	+1:05.1	52	9:05.9	+1:07.2	65			
Shooting	2	28.0	+3.0	=6	1	30.0	+6.0	=36	3	58.0	+9.0	=15
Range Time	1:46.2	+54.8	72	1:22.5	+32.0	46				3:08.7	+1:21.0	61
Course Time	8:46.6	+41.4	61	8:47.1	+42.3	54	9:05.9	+1:07.2	65	26:39.6	+2:21.2	62
64	81	EBISAWA Daisuke	JPN			3	29:49.7	+3:38.1	64			
Cumulative Time	10:05.8	+58.1	56	20:53.2	+2:40.4	71				29:49.7	+3:38.1	64
Loop Time	10:05.8	+58.1	56	10:47.4	+1:42.9	76	8:56.5	+57.8	58			
Shooting	1	37.0	+12.0	=73	2	41.0	+17.0	=81	3	1:18.0	+29.0	81
Range Time	1:33.0	+41.6	66	2:05.5	+1:15.0	81				3:38.5	+1:50.8	76
Course Time	8:32.8	+27.6	=37	8:41.9	+37.1	45	8:56.5	+57.8	58	26:11.2	+1:52.8	51



COMPETITION ANALYSIS / ANALYSE DE LA COMPÉTITION

CESANA SAN SICARIO TUE 14 FEB 2006 / MAR 14 FEV 2006 START TIME / DEBUT 13:30 END TIME / FINI A 14:45

Rank	Bib	Name	NOC Code			T						
Loop 1			Loop 2			Loop 3			Result	Behind	Rk.	
	Time	Behind	Rk.		Time	Behind	Rk.					
65	62	POKLUKAR Matjaz	SLO			3			30:00.6	+3:49.0	65	
Cumulative Time	10:01.6	+53.9	50	20:44.8	+2:32.0	65			30:00.6	+3:49.0	65	
Loop Time	10:01.6	+53.9	50	10:43.2	+1:38.7	74	9:15.8	+1:17.1	73			
Shooting	1	28.0	+3.0 =6	2	25.0	+1.0 =3			3	53.0	+4.0	3
Range Time	1:22.1	+30.7	37	1:48.8	+58.3	72				3:10.9	+1:23.2	64
Course Time	8:39.5	+34.3	54	8:54.4	+49.6	68	9:15.8	+1:17.1	73	26:49.7	+2:31.3	66
66	60	PIECHA Michal	POL			2			30:01.6	+3:50.0	66	
Cumulative Time	10:34.2	+1:26.5	72	20:48.8	+2:36.0	67			30:01.6	+3:50.0	66	
Loop Time	10:34.2	+1:26.5	72	10:14.6	+1:10.1	=57	9:12.8	+1:14.1	68			
Shooting	1	30.0	+5.0 =19	1	27.0	+3.0 =10			2	57.0	+8.0	=10
Range Time	1:22.3	+30.9	=39	1:24.5	+34.0	52				2:46.8	+59.1	43
Course Time	9:11.9	+1:06.7	82	8:50.1	+45.3	61	9:12.8	+1:14.1	68	27:14.8	+2:56.4	71
67	53	HALLENBARTER Simon	SUI			5			30:05.7	+3:54.1	67	
Cumulative Time	11:21.0	+2:13.3	84	21:22.7	+3:09.9	75			30:05.7	+3:54.1	67	
Loop Time	11:21.0	+2:13.3	84	10:01.7	+57.2	41	8:43.0	+44.3	39			
Shooting	4	39.0	+14.0 =77	1	28.0	+4.0 =17			5	1:07.0	+18.0	=63
Range Time	2:47.4	+1:56.0	88	1:20.3	+29.8	37				4:07.7	+2:20.0	84
Course Time	8:33.6	+28.4	41	8:41.4	+36.6	=41	8:43.0	+44.3	39	25:58.0	+1:39.6	41
68	78	BONALDI Sergio	ITA			3			30:06.7	+3:55.1	68	
Cumulative Time	10:29.0	+1:21.3	69	20:49.8	+2:37.0	68			30:06.7	+3:55.1	68	
Loop Time	10:29.0	+1:21.3	69	10:20.8	+1:16.3	63	9:16.9	+1:18.2	74			
Shooting	2	32.0	+7.0 =40	1	30.0	+6.0 =36			3	1:02.0	+13.0	=35
Range Time	1:50.3	+58.9	75	1:24.6	+34.1	53				3:14.9	+1:27.2	67
Course Time	8:38.7	+33.5	50	8:56.2	+51.4	=70	9:16.9	+1:18.2	74	26:51.8	+2:33.4	67
69	79	BODZIANA Grzegorz	POL			1			30:08.4	+3:56.8	69	
Cumulative Time	10:02.7	+55.0	53	20:44.9	+2:32.1	66			30:08.4	+3:56.8	69	
Loop Time	10:02.7	+55.0	53	10:42.2	+1:37.7	=72	9:23.5	+1:24.8	78			
Shooting	0	29.0	+4.0 =13	1	28.0	+4.0 =17			1	57.0	+8.0	=10
Range Time	55.6	+4.2	7	1:23.8	+33.3	48				2:19.4	+31.7	21
Course Time	9:07.1	+1:01.9	81	9:18.4	+1:13.6	81	9:23.5	+1:24.8	78	27:49.0	+3:30.6	81
70	76	OZBOLT Janez	SLO			2			30:08.8	+3:57.2	70	
Cumulative Time	10:12.7	+1:05.0	59	20:32.1	+2:19.3	60			30:08.8	+3:57.2	70	
Loop Time	10:12.7	+1:05.0	59	10:19.4	+1:14.9	62	9:36.7	+1:38.0	=84			
Shooting	1	30.0	+5.0 =19	1	33.0	+9.0 =60			2	1:03.0	+14.0	=42
Range Time	1:24.4	+33.0	49	1:28.1	+37.6	58				2:52.5	+1:04.8	52
Course Time	8:48.3	+43.1	65	8:51.3	+46.5	64	9:36.7	+1:38.0	=84	27:16.3	+2:57.9	72
71	90	BAUER Klemen	SLO			2			30:09.3	+3:57.7	71	
Cumulative Time	9:47.9	+40.2	34	20:37.4	+2:24.6	62			30:09.3	+3:57.7	71	
Loop Time	9:47.9	+40.2	34	10:49.5	+1:45.0	=77	9:31.9	+1:33.2	83			
Shooting	0	30.0	+5.0 =19	2	33.0	+9.0 =60			2	1:03.0	+14.0	=42
Range Time	58.7	+7.3	19	1:53.3	+1:02.8	75				2:52.0	+1:04.3	51
Course Time	8:49.2	+44.0	66	8:56.2	+51.4	=70	9:31.9	+1:33.2	83	27:17.3	+2:58.9	73
72	49	SUGA Kyoji	JPN			2			30:10.6	+3:59.0	72	
Cumulative Time	10:48.8	+1:41.1	75	20:56.9	+2:44.1	72			30:10.6	+3:59.0	72	
Loop Time	10:48.8	+1:41.1	75	10:08.1	+1:03.6	49	9:13.7	+1:15.0	69			
Shooting	2	32.0	+7.0 =40	0	28.0	+4.0 =17			2	1:00.0	+11.0	=23
Range Time	1:53.7	+1:02.3	77	54.1	+3.6	3				2:47.8	+1:00.1	46
Course Time	8:55.1	+49.9	76	9:14.0	+1:09.2	79	9:13.7	+1:15.0	69	27:22.8	+3:04.4	77



COMPETITION ANALYSIS / ANALYSE DE LA COMPÉTITION

CESANA SAN SICARIO TUE 14 FEB 2006 / MAR 14 FEV 2006 START TIME / DEBUT 13:30 END TIME / FINI A 14:45

Rank	Bib	Name	NOC Code			T								
		Loop 1			Loop 2			Loop 3			Result	Behind	Rk.	
		Time	Behind	Rk.	Time	Behind	Rk.	Time	Behind	Rk.				
73	22	MATIASKO Marek	SVK			6	30:11.0	+3:59.4				73		
Cumulative Time		10:51.3	+1:43.6	76	21:40.8	+3:28.0	78				30:11.0	+3:59.4	73	
Loop Time		10:51.3	+1:43.6	76	10:49.5	+1:45.0	=77	8:30.2	+31.5	22				
Shooting	3	33.0	+8.0	=53	3	38.0	+14.0	=75			6	1:11.0	+22.0	74
Range Time		2:17.9	+1:26.5	85	2:20.3	+1:29.8	86					4:38.2	+2:50.5	87
Course Time		8:33.4	+28.2	40	8:29.2	+24.4	29	8:30.2	+31.5	22		25:32.8	+1:14.4	29
74	75	DERKACH Vyacheslav	UKR			2	30:15.8	+4:04.2				74		
Cumulative Time		9:47.1	+39.4	32	20:50.7	+2:37.9	69				30:15.8	+4:04.2	74	
Loop Time		9:47.1	+39.4	32	11:03.6	+1:59.1	81	9:25.1	+1:26.4	79				
Shooting	0	26.0	+1.0	3	2	28.0	+4.0	=17			2	54.0	+5.0	=4
Range Time		52.4	+1.0	2	1:50.3	+59.8	73					2:42.7	+55.0	37
Course Time		8:54.7	+49.5	=74	9:13.3	+1:08.5	78	9:25.1	+1:26.4	79		27:33.1	+3:14.7	79
75	67	BOROVIK Dimitri	EST			4	30:31.6	+4:20.0				75		
Cumulative Time		10:38.8	+1:31.1	73	21:29.6	+3:16.8	76				30:31.6	+4:20.0	75	
Loop Time		10:38.8	+1:31.1	73	10:50.8	+1:46.3	79	9:02.0	+1:03.3	61				
Shooting	2	36.0	+11.0	=68	2	39.0	+15.0	80			4	1:15.0	+26.0	79
Range Time		1:57.6	+1:06.2	78	2:01.2	+1:10.7	79					3:58.8	+2:11.1	80
Course Time		8:41.2	+36.0	59	8:49.6	+44.8	58	9:02.0	+1:03.3	61		26:32.8	+2:14.4	58
76	26	TAGSCHERER Imre	HUN			3	30:38.1	+4:26.5				76		
Cumulative Time		10:15.2	+1:07.5	61	21:18.0	+3:05.2	74				30:38.1	+4:26.5	76	
Loop Time		10:15.2	+1:07.5	61	11:02.8	+1:58.3	80	9:20.1	+1:21.4	76				
Shooting	1	32.0	+7.0	=40	2	38.0	+14.0	=75			3	1:10.0	+21.0	73
Range Time		1:24.8	+33.4	51	1:54.7	+1:04.2	76					3:19.5	+1:31.8	70
Course Time		8:50.4	+45.2	69	9:08.1	+1:03.3	75	9:20.1	+1:21.4	76		27:18.6	+3:00.2	74
77	84	PRANTS Janno	EST			2	30:41.0	+4:29.4				77		
Cumulative Time		10:33.1	+1:25.4	71	21:11.7	+2:58.9	73				30:41.0	+4:29.4	77	
Loop Time		10:33.1	+1:25.4	71	10:38.6	+1:34.1	71	9:29.3	+1:30.6	81				
Shooting	1	32.0	+7.0	=40	1	32.0	+8.0	=56			2	1:04.0	+15.0	=51
Range Time		1:27.3	+35.9	56	1:26.3	+35.8	57					2:53.6	+1:05.9	55
Course Time		9:05.8	+1:00.6	=79	9:12.3	+1:07.5	77	9:29.3	+1:30.6	81		27:47.4	+3:29.0	80
78	51	BLAJ Marian	ROM			4	30:44.4	+4:32.8				78		
Cumulative Time		11:39.7	+2:32.0	87	21:40.4	+3:27.6	77				30:44.4	+4:32.8	78	
Loop Time		11:39.7	+2:32.0	87	10:00.7	+56.2	39	9:04.0	+1:05.3	64				
Shooting	4	33.0	+8.0	=53	0	27.0	+3.0	=10			4	1:00.0	+11.0	=23
Range Time		2:50.3	+1:58.9	89	55.3	+4.8	6					3:45.6	+1:57.9	78
Course Time		8:49.4	+44.2	67	9:05.4	+1:00.6	74	9:04.0	+1:05.3	64		26:58.8	+2:40.4	68
79	61	CLEMENS Tom	GBR			4	31:05.0	+4:53.4				79		
Cumulative Time		11:06.0	+1:58.3	80	21:51.1	+3:38.3	79				31:05.0	+4:53.4	79	
Loop Time		11:06.0	+1:58.3	80	10:45.1	+1:40.6	75	9:13.9	+1:15.2	70				
Shooting	2	52.0	+27.0	87	2	30.0	+6.0	=36			4	1:22.0	+33.0	83
Range Time		2:12.5	+1:21.1	83	1:51.3	+1:00.8	74					4:03.8	+2:16.1	83
Course Time		8:53.5	+48.3	73	8:53.8	+49.0	66	9:13.9	+1:15.2	70		27:01.2	+2:42.8	69
80	11	HAKKINEN Jay	USA			6	31:22.2	+5:10.6				80		
Cumulative Time		12:26.9	+3:19.2	90	22:33.6	+4:20.8	82				31:22.2	+5:10.6	80	
Loop Time		12:26.9	+3:19.2	90	10:06.7	+1:02.2	46	8:48.6	+49.9	49				
Shooting	5	45.0	+20.0	=85	1	24.0	0.0	=1			6	1:09.0	+20.0	=68
Range Time		4:06.9	+3:15.5	90	1:17.2	+26.7	31					5:24.1	+3:36.4	89
Course Time		8:20.0	+14.8	13	8:49.5	+44.7	57	8:48.6	+49.9	49		25:58.1	+1:39.7	42



COMPETITION ANALYSIS / ANALYSE DE LA COMPÉTITION

CESANA SAN SICARIO TUE 14 FEB 2006 / MAR 14 FEV 2006 START TIME / DEBUT 13:30 END TIME / FINI A 14:45

Rank	Bib	Name	NOC Code			T						
Loop 1			Loop 2			Loop 3			Result	Behind	Rk.	
	Time	Behind	Rk.	Time	Behind	Rk.	Time	Behind	Rk.			
81	43	PARK Yoon Bae	KOR			3	31:29.5	+5:17.9	81			
Cumulative Time	11:30.6	+2:22.9	86	22:04.2	+3:51.4	80				31:29.5	+5:17.9	81
Loop Time	11:30.6	+2:22.9	86	10:33.6	+1:29.1	69	9:25.3	+1:26.6	80			
Shooting	3	40.0	+15.0	79	0	36.0	+12.0	73	3	1:16.0	+27.0	80
Range Time	2:29.8	+1:38.4	86	1:03.7	+13.2	24				3:33.5	+1:45.8	73
Course Time	9:00.8	+55.6	78	9:29.9	+1:25.1	85	9:25.3	+1:26.6	80	27:56.0	+3:37.6	82
82	34	MORTON Cameron	AUS			4	32:07.4	+5:55.8	82			
Cumulative Time	11:17.8	+2:10.1	83	22:46.9	+4:34.1	83				32:07.4	+5:55.8	82
Loop Time	11:17.8	+2:10.1	83	11:29.1	+2:24.6	84	9:20.5	+1:21.8	77			
Shooting	2	44.0	+19.0	84	2	52.0	+28.0	88	4	1:36.0	+47.0	87
Range Time	2:01.0	+1:09.6	=81	2:08.2	+1:17.7	82				4:09.2	+2:21.5	85
Course Time	9:16.8	+1:11.6	84	9:20.9	+1:16.1	82	9:20.5	+1:21.8	77	27:58.2	+3:39.8	83
83	18	GRIBUSENCOV Mihail	MDA			2	32:17.6	+6:06.0	83			
Cumulative Time	11:12.7	+2:05.0	82	22:32.7	+4:19.9	81				32:17.6	+6:06.0	83
Loop Time	11:12.7	+2:05.0	82	11:20.0	+2:15.5	82	9:44.9	+1:46.2	86			
Shooting	1	43.0	+18.0	83	1	43.0	+19.0	84	2	1:26.0	+37.0	84
Range Time	1:43.1	+51.7	69	1:43.1	+52.6	65				3:26.2	+1:38.5	71
Course Time	9:29.6	+1:24.4	88	9:36.9	+1:32.1	87	9:44.9	+1:46.2	86	28:51.4	+4:33.0	86
84	29	HERNANDO Luis Alberto	ESP			4	32:26.0	+6:14.4	84			
Cumulative Time	11:12.4	+2:04.7	81	23:12.0	+4:59.2	86				32:26.0	+6:14.4	84
Loop Time	11:12.4	+2:04.7	81	11:59.6	+2:55.1	86	9:14.0	+1:15.3	71			
Shooting	1	45.0	+20.0	=85	3	47.0	+23.0	87	4	1:32.0	+43.0	86
Range Time	1:38.9	+47.5	67	2:30.5	+1:40.0	88				4:09.4	+2:21.7	86
Course Time	9:33.5	+1:28.3	89	9:29.1	+1:24.3	84	9:14.0	+1:15.3	71	28:16.6	+3:58.2	85
85	42	CHRISTOFORIDIS Stavros	GRE			3	32:48.3	+6:36.7	85			
Cumulative Time	10:57.2	+1:49.5	77	22:55.3	+4:42.5	84				32:48.3	+6:36.7	85
Loop Time	10:57.2	+1:49.5	77	11:58.1	+2:53.6	85	9:53.0	+1:54.3	88			
Shooting	1	42.0	+17.0	=81	2	45.0	+21.0	86	3	1:27.0	+38.0	85
Range Time	1:41.4	+50.0	68	2:10.9	+1:20.4	84				3:52.3	+2:04.6	79
Course Time	9:15.8	+1:10.6	83	9:47.2	+1:42.4	88	9:53.0	+1:54.3	88	28:56.0	+4:37.6	87
86	4	COSIC Miro	BIH			4	32:56.1	+6:44.5	86			
Cumulative Time	11:00.9	+1:53.2	78	23:05.5	+4:52.7	85				32:56.1	+6:44.5	86
Loop Time	11:00.9	+1:53.2	78	12:04.6	+3:00.1	87	9:50.6	+1:51.9	87			
Shooting	1	36.0	+11.0	=68	3	37.0	+13.0	74	4	1:13.0	+24.0	77
Range Time	1:31.7	+40.3	63	2:28.2	+1:37.7	87				3:59.9	+2:12.2	81
Course Time	9:29.2	+1:24.0	87	9:36.4	+1:31.6	86	9:50.6	+1:51.9	87	28:56.2	+4:37.8	88
87	27	MILENKOVIC Aleksandar	SCG			6	33:17.7	+7:06.1	87			
Cumulative Time	11:05.8	+1:58.1	79	24:15.1	+6:02.3	90				33:17.7	+7:06.1	87
Loop Time	11:05.8	+1:58.1	79	13:09.3	+4:04.8	90	9:02.6	+1:03.9	62			
Shooting	1	1:02.0	+37.0	89	5	1:06.0	+42.0	90	6	2:08.0	+1:19.0	89
Range Time	2:00.0	+1:08.6	80	3:52.6	+3:02.1	90				5:52.6	+4:04.9	90
Course Time	9:05.8	+1:00.6	=79	9:16.7	+1:11.9	80	9:02.6	+1:03.9	62	27:25.1	+3:06.7	78
88	30	BELTRAME Sebastian	ARG			5	33:32.4	+7:20.8	88			
Cumulative Time	11:55.1	+2:47.4	89	24:02.3	+5:49.5	89				33:32.4	+7:20.8	88
Loop Time	11:55.1	+2:47.4	89	12:07.2	+3:02.7	88	9:30.1	+1:31.4	82			
Shooting	2	1:16.0	+51.0	90	3	54.0	+30.0	89	5	2:10.0	+1:21.0	90
Range Time	2:36.4	+1:45.0	87	2:43.4	+1:52.9	89				5:19.8	+3:32.1	88
Course Time	9:18.7	+1:13.5	85	9:23.8	+1:19.0	83	9:30.1	+1:31.4	82	28:12.6	+3:54.2	84



COMPETITION ANALYSIS / ANALYSE DE LA COMPÉTITION

CESANA SAN SICARIO TUE 14 FEB 2006 / MAR 14 FEV 2006 START TIME / DEBUT 13:30 END TIME / FINI A 14:45

Rank	Bib	Name	NOC Code			T									
			Loop 1			Loop 2			Loop 3			Result	Behind	Rk.	
			Time	Behind	Rk.	Time	Behind	Rk.	Time	Behind	Rk.				
89	23	ZUNIGA Marco	CHI									1	33:38.1	+7:26.5	89
		Cumulative Time	11:52.2	+2:44.5	88	23:19.4	+5:06.6	87					33:38.1	+7:26.5	89
		Loop Time	11:52.2	+2:44.5	88	11:27.2	+2:22.7	83	10:18.7	+2:20.0	89				
		Shooting	1	1:00.0	+35.0	88	0	44.0	+20.0	85		1	1:44.0	+55.0	88
		Range Time		1:58.5	+1:07.1	79		1:15.2	+24.7	27			3:13.7	+1:26.0	66
		Course Time		9:53.7	+1:48.5	90		10:12.0	+2:07.2	89			10:18.7	+2:20.0	89
		Course Time											30:24.4	+6:06.0	89
90	12	ZLATKAUSKAS Karolis	LTU									4	34:33.8	+8:22.2	90
		Cumulative Time	11:23.5	+2:15.8	85	23:48.0	+5:35.2	88					34:33.8	+8:22.2	90
		Loop Time	11:23.5	+2:15.8	85	12:24.5	+3:20.0	89	10:45.8	+2:47.1	90				
		Shooting	2	34.0	+9.0	=62	2	30.0	+6.0	=36		4	1:04.0	+15.0	=51
		Range Time		2:01.0	+1:09.6	=81		2:01.6	+1:11.1	80			4:02.6	+2:14.9	82
		Course Time		9:22.5	+1:17.3	86		10:22.9	+2:18.1	90			10:45.8	+2:47.1	90
		Course Time											30:31.2	+6:12.8	90

LEGEND

= Sign indicates a tie for rank **Rk.** Rank **T** Total penalties


WORLD CUP SPRINT SCORE MEN / SCORE EN COUPE DU MONDE SPRINT HOMMES
INTERMEDIATE AFTER 7 COMPETITIONS

As of TUE 14 FEB 2006 / En date du MAR 14 FEV 2006

World Cup Events			
1 Oestersund, Men 10 km Sprint	26 NOV 2005	6 Antholz-Anterselva, Men 10 km Sprint	19 JAN 2006
2 Hochfilzen, Men 10 km Sprint	10 DEC 2005	7 Cesana San Sicario, Men's 10 km Sprint	14 FEB 2006
3 Brezno-Osrblie, Men 10 km Sprint	16 DEC 2005	8 Pokljuka, Men 10 km Sprint	8 MAR 2006
4 Oberhof, Men 10 km Sprint	7 JAN 2006	9 Kontiolahti, Men 10 km Sprint	16 MAR 2006
5 Ruhpolding, Men 10 km Sprint	14 JAN 2006	10 Oslo Holmenkollen, Men 10 km Sprint	23 MAR 2006

Rank	Name	NOC Code	Total	1	2	3	4	5	6	7	8	9	10
1	ANDRESEN Frode	NOR	193	48	1/50		33	1/50	1/50	3/43			
2	FISCHER Sven	GER	184		3/43	3/43	10/26	12/22	39	1/50			
3	WOLF Alexander	GER	163	24/7	4/40	1/50	2/46	27/4		15/16			
4	POIREE Raphael	FRA	163	2/46	18/13	12/22	46	4/40	17/14	9/28			
5	GREIS Michael	GER	161		27/4	4/40	4/40	3/43	6/34	35			
6	HANEVOLD Halvard	NOR	156	5/37	40		11/24	22/9	4/40	2/46			
7	DEFRASNE Vincent	FRA	153	7/32	=30/1		1/50	10/26	24/7	5/37			
8	TCHOUDOV Maxim	RUS	153	21/10	=30/1	8/30	3/43		3/43	10/26			
9	ROESCH Michael	GER	147	23/8	43	2/46	6/34	2/46	18/13				
10	BJOERNDALEN Ole Einar	NOR	136	4/40	5/37				5/37	12/22			
11	SIKORA Tomasz	POL	136	9/28	7/32	16/15	13/20	35	8/30	20/11			
12	TCHEREZOV Ivan	RUS	135	10/26		22/9	7/32	6/34		6/34			
13	ECKHOFF Stian	NOR	127	1/50	9/28		DNS	13/20	16/15	17/14			
14	GROSS Ricco	GER	126		54	20/11	26/5	7/32	2/46	7/32			
15	KRUGLOV Nikolay	RUS	111	8/30	12/22	9/28	12/22	=71		22/9			
16	SVENDSEN Emil Hegle	NOR	108			5/37	15/16	5/37	14/18				
17	BRICIS Ilmars	LAT	107	3/43	=28/3		20/11	21/10	13/20	13/20			
18	TCHEDIKOV Sergei	RUS	102	16/15	6/34	41	9/28	14/18		24/7			
19	ROSTOVTSSEV Pavel	RUS	97	11/24	19/12	31	5/37	11/24	DNS				
20	SUMANN Christoph	AUT	77	61	16/15	26/5	88	8/30	19/12	16/15			
21	DOSTAL Roman	CZE	74	=53	11/24	7/32	14/18	47		44			
22	RYZHENKOV Oleg	BLR	74	66	8/30	13/20	18/13	42	21/10	30/1			
23	AIDAROV Alexei	BLR	74	=14/18	32	10/26	17/14	15/16	31				
24	DRATCHEV Vladimir	BLR	72	32	10/26	45	8/30	34	15/16	63			
25	PERNER Wolfgang	AUT	69			38	35	26/5	11/24	4/40			
26	BERGMAN Carl Johan	SWE	68	20/11	22/9	6/34		17/14		55			
27	ZHANG Chengye	CHN	56	72	13/20	34	16/15	23/8	42	18/13			
28	ROTTMANN Wolfgang	AUT	55	=14/18	45	18/13	38	16/15	26/5	27/4			
29	VALIULLIN Rustam	BLR	53	13/20	14/18	73	37	57	22/9	25/6			
30	BIRNBACHER Andreas	GER	52	78		11/24		73	9/28				
31	ROBERT Julien	FRA	52	60		14/18	50	DNS	12/22	19/12			
32	VITEK Zdenek	CZE	49	31	17/14	51	40	20/11		11/24			
33	FERRY Bjorn	SWE	47	17/14	24/7	29/2	25/6	39		14/18			
34	BERGER Lars	NOR	46		2/46		DNS		58				
35	NILSSON Mattias Jr.	SWE	46	91	25/6	21/10	31	31		8/30			
36	GREDLER Ludwig	AUT	38	84	33	37	19/12	37	10/26	54			
37	MESOTITSCH Daniel	AUT	36	46	62	27/4		49	7/32				
38	ROZHKOV Sergei	RUS	34	6/34	70	50	36	=53	52				
39	DERYZEMLYA Andriy	UKR	33	88	87		28/3	9/28	47	29/2			
40	SLESINGR Michal	CZE	23	80	15/16	40	=52	24/7		57			
41	GJELLAND Egil	NOR	23	34	26/5	15/16	29/2	46					
42	LESSING Roland	EST	22	12/22	105			45	32	60			
43	FOURCADE Simon	FRA	22		50	17/14	49	52	23/8				
44	WOLLSCHLAEGER Joern	GER	22				21/10	19/12	33				
45	MORAVEC Ondrej	CZE	21	56	23/8		73	18/13		34			
46	MARIC Janez	SLO	21	30/1	103	65	22/9	=64	20/11	38			
47	HALLENBARTER Simon	SUI	17	26/5	47	19/12	75	33	53	67			
48	AUBERT Alexandre	FRA	16	18/13	92	28/3	43	38	37				
49	POKLUKAR Matjaz	SLO	12	19/12	53	86			73	65			
50	LYSENKO Ruslan	UKR	12	41	56	23/8		69	27/4	46			
51	EKHOLM David	SWE	12	57	=28/3	24/7	41	29/2		39			
52	GRAF Daniel	GER	11	36	20/11	44							
53	VUILLERMOZ Rene Laurent	ITA	11	58	21/10	42		36	30/1	41			
54	RUDENCHYK Vitaliy	BUL	10	85	36	61	48			21/10			
55	NOVIKOV Sergei	BLR	9	22/9	80	32	39		34	32			
56	PALLHUBER Wilfried	ITA	8	35	34		34	32	60	23/8			



WORLD CUP SPRINT SCORE MEN / SCORE EN COUPE DU MONDE SPRINT HOMMES

INTERMEDIATE AFTER 7 COMPETITIONS

As of TUE 14 FEB 2006 / En date du MAR 14 FEV 2006

Rank	Name	NOC Code	Total	1	2	3	4	5	6	7	8	9	10
57	SIMMEN Matthias	SUI	8	50	77	90	23/8	55	44	45			
58	OS Alexander	NOR	8	29/2	44		32	25/6					
59	YAROSHENKO Dmitry	RUS	7				24/7		65				
60	RONNING Magne Thorleiv	NOR	6	25/6		36		67					
61	PINTER Friedrich	AUT	6	65	39	25/6	DNF	=71	45				
62	HAKKINEN Jay	USA	6		63	71	45	68	25/6	80			
63	DE LORENZI Christian	ITA	6	100	96	43		28/3	38	28/3			
64	ZIEMIANIN Wieslaw	POL	5	45	61	47		82	35	26/5			
65	PUMP Carsten	GER	4	27/4	41		51						
66	PRYMA Roman	UKR	4		76	92	27/4	70	55				
67	GREBOT Lionel	FRA	3	52	64	66	=67	60	28/3				
68	HOLUBEC Tomas	CZE	3	28/3	85	58		=53					
69	ANTILA Timo	FIN	2	87	60		47	=50	29/2				
70	SYMAN Alexandre	BLR	1	33	69		30/1	85	DNF				
71	BILANENKO Olexander	UKR	1	=53	42	DNF		30/1		36			
72	PUURUNEN Paavo	FIN	1	81	55	30/1		74	40	47			

NOTE

Numbers separated by a slash indicate World Cup rank / points. Number of points awarded for each rank is shown in the table below:

Place	1	2	3	4	5	6	7	8	9	10	11	12	13	14	15	16	17	18	19	20	21	22	23	24	25	26	27	28	29	30
Points	50	46	43	40	37	34	32	30	28	26	24	22	20	18	16	15	14	13	12	11	10	9	8	7	6	5	4	3	2	1

LEGEND

DNF Did not finish **DNF** Did not start



REVISED

FINAL RESULTS - COMPETITION DATA SUMMARY
RÉSULTATS DÉFINITIFS - RÉSUMÉ DES DONNÉES DE COMPÉTITION

CESANA SAN SICARIO THU 16 FEB 2006 / JEU 16 FEV 2006 START TIME / DEBUT 12:00 END TIME / FINI A 13:09

Participation

Number of Entries:	83
Did not start:	0
Did not finish:	0
Disqualified:	0
Ranked Competitors:	83

Atmospheric Conditions at the Stadium

	30 min. before Start	At Start Time	30 min. after Start	At End Time
Weather	Snow	Snow	Snow	Mostly Cloudy
Snow Condition	powder	powder	Wet	Wet
Snow Temperature	0.0 °C	0.0 °C	0.0 °C	0.0 °C
Air Temperature	1.9 °C	1.7 °C	2.3 °C	3.7 °C
Humidity	84 %	85 %	83 %	79 %
Wind Direction/Speed	SE 1.1 m/s	SSW 2.6 m/s	SW 0.6 m/s	W 1.4 m/s

Jury Information

IBU Technical Delegate - Chairman	BAIER Norbert	GER
IBU Assistant Technical Delegate	ROGNSTAD Johnny	NOR
Chief of Competition	PRUCKER Ubaldo	ITA
Member	PICHLER Wolfgang	SWE
Member	POLKHOVSKIY Valeriy	RUS

Course Information


red 2.5 km + red 2.5 km + red 2.5 km

Total Course Length:	7.500 m
Height Difference:	48 m
Max. Climb:	13 m
Total Climb:	249 m

Jury Decisions


none

IBU Technical Delegate - Chairman



BAIER Norbert (GER)

IBU Assistant Technical Delegate



ROGNSTAD Johnny (NOR)

LEGEND

SE Southeast SSW South-Southwest SW Southwest W West

Bib 49 PYLEVA Olga (RUS) removed from Results (was DNS) due to violation of anti-doping rules



REVISED

FINAL RESULTS / RÉSULTATS DÉFINITIFS

CESANA SAN SICARIO THU 16 FEB 2006 / JEU 16 FEV 2006 START TIME / DEBUT 12:00 END TIME / FINI A 13:09

Rank	Bib	Name	NOC Code	P	S	T	Result	Behind	WC	NC
1	46	BAVEREL-ROBERT Florence	FRA	0	0	0	22:31.4	0.0	50	150
2	38	OLOFSSON Anna Carin	SWE	1	0	1	22:33.8	+2.4	46	146
3	62	EFREMOVA Lilia	UKR	0	0	0	22:38.0	+6.6	43	143
4	56	AKHATOVA Albina	RUS	0	0	0	22:40.2	+8.8	40	140
5	57	ZUBRILOVA Olena	BLR	0	0	0	22:40.5	+9.1	37	137
6	45	BAILLY Sandrine	FRA	1	1	2	22:43.0	+11.6	34	134
7	27	WILHELM Kati	GER	0	1	1	22:49.8	+18.4	32	132
8	43	NAZAROVA Olga	BLR	0	0	0	22:53.2	+21.8	30	130
9	64	ZAITSEVA Olga	RUS	0	0	0	23:05.8	+34.4	28	128
10	44	ISHMOURATOVA Svetlana	RUS	0	1	1	23:10.3	+38.9	26	126
11	31	LIU Xianying	CHN	1	0	1	23:17.5	+46.1	24	124
12	69	POIREE Liv Grete	NOR	1	1	2	23:20.0	+48.6	22	122
13	42	PONZA Michela	ITA	0	1	1	23:27.2	+55.8	20	120
14	48	PERETTO Delphine	FRA	0	0	0	23:31.2	+59.8	18	118
14	59	GREGORIN Teja	SLO	0	0	0	23:31.2	+59.8	18	118
16	28	HALINAROVA Martina	SVK	0	0	0	23:32.8	+1:01.4	15	115
17	25	GLAGOW Martina	GER	0	1	1	23:35.9	+1:04.5	14	114
18	60	RASIMOVICIUTE Diana	LTU	0	1	1	23:48.1	+1:16.7	13	113
19	63	TJORHOM Linda	NOR	0	1	1	23:48.5	+1:17.1	12	112
20	41	GWIZDON Magdalena	POL	0	1	1	23:54.7	+1:23.3	11	111
21	79	SUN Ribo	CHN	1	1	2	23:57.6	+1:26.2	10	110
22	14	APEL Katrin	GER	1	1	2	24:04.9	+1:33.5	9	109
23	66	BERGER Tora	NOR	0	1	1	24:05.8	+1:34.4	8	108
24	13	KONG Yingchao	CHN	0	1	1	24:07.0	+1:35.6	7	107
25	68	PALKA Krystyna	POL	0	1	1	24:07.3	+1:35.9	6	106
26	52	SANTER Nathalie	ITA	1	1	2	24:09.5	+1:38.1	5	105
27	61	MIHOKOVA Sona	SVK	0	1	1	24:09.9	+1:38.5	4	104
28	35	LIDUMA Madara	LAT	2	0	2	24:11.0	+1:39.6	3	103
29	9	PAVKOVCEKOVA Marcela	SVK	0	0	0	24:11.1	+1:39.7	2	102
30	7	BECAERT Sylvie	FRA	0	0	0	24:12.9	+1:41.5	1	
31	37	BRANKOVIC Tadeja	SLO	1	1	2	24:14.1	+1:42.7		100
32	73	FALTUSOVA Lenka	CZE	0	0	0	24:16.9	+1:45.5		99
33	22	DAFOVSKA Ekaterina	BUL	0	2	2	24:23.2	+1:51.8		98
34	3	DISL Uschi	GER	1	2	3	24:29.1	+1:57.7		
35	32	STEER Rachel	USA	1	0	1	24:29.6	+1:58.2		96
36	58	NIKOULTCHINA Irina	BUL	2	2	4	24:30.0	+1:58.6		95
37	67	IVANOVA Ekaterina	BLR	4	0	4	24:30.8	+1:59.4		94
38	72	MURINOVA Anna	SVK	1	0	1	24:32.1	+2:00.7		
39	24	HOLUBCOVA Katerina	CZE	0	1	1	24:33.3	+2:01.9		92
40	39	ISTAD-KRISTIANSEN Gro Marit	NOR	1	0	1	24:34.0	+2:02.6		
41	23	LEVTCHENKOVA Natalia	MDA	0	1	1	24:34.2	+2:02.8		90
42	71	ANANKO Ludmilla	BLR	0	1	1	24:36.1	+2:04.7		
43	55	VEJNAROVA Zdenka	CZE	0	2	2	24:46.4	+2:15.0		88
44	34	PETROVA Olena	UKR	0	2	2	24:52.2	+2:20.8		87
45	51	RUSU Alexandra	ROM	0	0	0	24:52.5	+2:21.1		86
46	8	FILIPOVA Pavlina	BUL	1	1	2	24:53.3	+2:21.9		85
47	21	SAUE Eveli	EST	0	1	1	24:55.4	+2:24.0		84
48	30	PLOTOGEA Dana Elena	ROM	0	1	1	25:01.7	+2:30.3		83
49	18	KHVOSTENKO Oksana	UKR	0	1	1	25:10.1	+2:38.7		82
50	76	LEMESH Nina	UKR	2	0	2	25:13.5	+2:42.1		
51	70	TSUKIDATE Ikuyo	JPN	0	1	1	25:17.0	+2:45.6		80
52	36	LEBEDEVA Anna	KAZ	1	1	2	25:21.8	+2:50.4		79
53	75	HALLER Katja	ITA	0	1	1	25:22.6	+2:51.2		78



REVISED

FINAL RESULTS / RÉSULTATS DÉFINITIFS

CESANA SAN SICARIO THU 16 FEB 2006 / JEU 16 FEV 2006 START TIME / DEBUT 12:00 END TIME / FINI A 13:09

Rank	Bib	Name	NOC Code	P	S	T	Result	Behind	WC	NC
54	65	HOU Yuxia	CHN	0	5	5	25:25.8	+2:54.4		
55	10	GRUDICEK Dijana	SLO	1	2	3	25:28.6	+2:57.2		76
56	80	NYKIEL Magdalena	POL	1	0	1	25:32.2	+3:00.8		75
57	4	SANTER Saskia	ITA	2	1	3	25:42.6	+3:11.2		
58	82	POPOVA Radka	BUL	0	2	2	26:01.1	+3:29.7		
59	83	MALI Andreja	SLO	1	2	3	26:02.5	+3:31.1		
60	47	BRICE Anzela	LAT	0	3	3	26:03.1	+3:31.7		71
61	17	REZLEROVA Magda	CZE	2	0	2	26:06.7	+3:35.3		
62	40	KOCHER Zina	CAN	1	3	4	26:11.1	+3:39.7		69
63	1	PONIKWIA Katarzyna	POL	1	0	1	26:17.3	+3:45.9		
64	2	MEGURO Kanae	JPN	3	1	4	26:19.9	+3:48.5		67
65	33	TANAKA Tamami	JPN	3	2	5	26:20.6	+3:49.2		66
66	53	KEITH Sandra	CAN	0	3	3	26:20.7	+3:49.3		65
67	26	FOWLER Emma	GBR	0	1	1	26:22.9	+3:51.5		64
68	54	GOROHOVA Elena	MDA	0	2	2	26:23.9	+3:52.5		63
69	74	OTAKA Tomomi	JPN	1	2	3	26:28.7	+3:57.3		
70	15	TOFALVI Eva	ROM	1	3	4	26:38.3	+4:06.9		61
71	20	BARNES Tracy	USA	2	0	2	26:47.9	+4:16.5		60
72	78	SAVLAKA Linda	LAT	1	0	1	26:54.6	+4:23.2		59
73	11	ALBERT Martine	CAN	0	2	2	27:04.4	+4:33.0		58
74	6	KRUMINA Gerda	LAT	2	1	3	27:30.5	+4:59.1		
75	50	KONRAD Sarah	USA	4	4	8	27:30.6	+4:59.2		56
76	77	PARENT Marie Pierre	CAN	0	2	2	27:31.1	+4:59.7		
77	84	PURDEA Mihaela	ROM	1	3	4	27:32.7	+5:01.3		
78	5	VASILJEVIC Aleksandra	BIH	1	0	1	28:10.9	+5:39.5		53
79	16	STARCEVIC Petra	CRO	2	0	2	28:11.9	+5:40.5		52
80	81	TREACY Carolyn	USA	1	3	4	28:18.7	+5:47.3		
81	12	CIURINA Valentina	MDA	2	2	4	30:04.2	+7:32.8		50
82	19	GOTTSCHALL Zsafia	HUN	3	3	6	31:09.1	+8:37.7		49
83	29	ISBEJ Veronica	CHI	1	3	4	33:52.0	+11:20.6		48

NOTE
First 60 Competitors are qualified for the Pursuit Competition

LEGEND
NC Nation Cup P Prone S Standing T Total penalties WC World Cup

Bib 49 PYLEVA Olga (RUS) removed from Results (was DNS) due to violation of anti-doping rules



COMPETITION ANALYSIS / ANALYSE DE LA COMPÉTITION

CESANA SAN SICARIO THU 16 FEB 2006 / JEU 16 FEV 2006 START TIME / DEBUT 12:00 END TIME / FINI A 13:09

Rank	Bib	Name	NOC Code			T					
Loop 1			Loop 2			Loop 3			Result	Behind	Rk.
	Time	Behind	Rk.	Time	Behind	Rk.	Time	Behind	Rk.		
1	46	BAVEREL-ROBERT Florence	FRA			0			22:31.4	0.0	1
Cumulative Time	7:58.3	0.0	1	15:49.0	+4.8	2				22:31.4	0.0
Loop Time	7:58.3	0.0	1	7:50.7	+11.3	6	6:42.4	+18.8	6		
Shooting	0	32.0	+5.0 =14	0	33.0	+8.0 =32			0	1:05.0	+9.0 =21
Range Time	1:00.6	+2.0	=8	1:00.9	+5.6	10				2:01.5	+3.1
Course Time	6:57.7	+12.2	5	6:49.8	+15.1	10	6:42.4	+18.8	6	20:29.9	+46.1
2	38	OLOFSSON Anna Carin	SWE			1			22:33.8	+2.4	2
Cumulative Time	8:25.7	+27.4	23	16:05.1	+20.9	6				22:33.8	+2.4
Loop Time	8:25.7	+27.4	23	7:39.4	0.0	1	6:28.7	+5.1	3		
Shooting	1	34.0	+7.0 =27	0	35.0	+10.0 =44			1	1:09.0	+13.0 =38
Range Time	1:26.4	+27.8	45	1:02.9	+7.6	18				2:29.3	+30.9
Course Time	6:59.3	+13.8	8	6:36.5	+1.8	2	6:28.7	+5.1	3	20:04.5	+20.7
3	62	EFREMOVA Lilia	UKR			0			22:38.0	+6.6	3
Cumulative Time	8:01.7	+3.4	3	15:50.8	+6.6	3				22:38.0	+6.6
Loop Time	8:01.7	+3.4	3	7:49.1	+9.7	4	6:47.2	+23.6	11		
Shooting	0	31.0	+4.0 =11	0	35.0	+10.0 =44			0	1:06.0	+10.0 =26
Range Time	58.6	0.0	1	1:01.3	+6.0	11				1:59.9	+1.5
Course Time	7:03.1	+17.6	11	6:47.8	+13.1	9	6:47.2	+23.6	11	20:38.1	+54.3
4	56	AKHATOVA Albina	RUS			0			22:40.2	+8.8	4
Cumulative Time	7:58.8	+0.5	2	15:44.2	0.0	1				22:40.2	+8.8
Loop Time	7:58.8	+0.5	2	7:45.4	+6.0	2	6:56.0	+32.4	=23		
Shooting	0	37.0	+10.0 =48	0	33.0	+8.0 =32			0	1:10.0	+14.0 =42
Range Time	1:05.1	+6.5	25	1:02.3	+7.0	=13				2:07.4	+9.0
Course Time	6:53.7	+8.2	3	6:43.1	+8.4	4	6:56.0	+32.4	=23	20:32.8	+49.0
5	57	ZUBRILOVA Olena	BLR			0			22:40.5	+9.1	5
Cumulative Time	8:07.2	+8.9	6	15:55.3	+11.1	4				22:40.5	+9.1
Loop Time	8:07.2	+8.9	6	7:48.1	+8.7	3	6:45.2	+21.6	9		
Shooting	0	33.0	+6.0 =22	0	29.0	+4.0 =10			0	1:02.0	+6.0 =14
Range Time	1:02.4	+3.8	=15	57.4	+2.1	2				1:59.8	+1.4
Course Time	7:04.8	+19.3	14	6:50.7	+16.0	12	6:45.2	+21.6	9	20:40.7	+56.9
6	45	BAILLY Sandrine	FRA			2			22:43.0	+11.6	6
Cumulative Time	8:19.9	+21.6	16	16:19.4	+35.2	9				22:43.0	+11.6
Loop Time	8:19.9	+21.6	16	7:59.5	+20.1	10	6:23.6	0.0	1		
Shooting	1	38.0	+11.0 =57	1	31.0	+6.0 =23			2	1:09.0	+13.0 =38
Range Time	1:34.4	+35.8	52	1:24.8	+29.5 =33					2:59.2	+1:00.8
Course Time	6:45.5	0.0	1	6:34.7	0.0	1	6:23.6	0.0	1	19:43.8	0.0
7	27	WILHELM Kati	GER			1			22:49.8	+18.4	7
Cumulative Time	8:13.2	+14.9	12	16:19.1	+34.9	8				22:49.8	+18.4
Loop Time	8:13.2	+14.9	12	8:05.9	+26.5	13	6:30.7	+7.1	4		
Shooting	0	39.0	+12.0 =59	1	34.0	+9.0 =38			1	1:13.0	+17.0 =54
Range Time	1:09.1	+10.5	36	1:27.9	+32.6	37				2:37.0	+38.6
Course Time	7:04.1	+18.6	12	6:38.0	+3.3	3	6:30.7	+7.1	4	20:12.8	+29.0
8	43	NAZAROVA Olga	BLR			0			22:53.2	+21.8	8
Cumulative Time	8:14.5	+16.2	13	16:08.1	+23.9	7				22:53.2	+21.8
Loop Time	8:14.5	+16.2	13	7:53.6	+14.2	7	6:45.1	+21.5	8		
Shooting	0	32.0	+5.0 =14	0	29.0	+4.0 =10			0	1:01.0	+5.0 =12
Range Time	1:02.1	+3.5	13	58.1	+2.8	5				2:00.2	+1.8
Course Time	7:12.4	+26.9	=21	6:55.5	+20.8	18	6:45.1	+21.5	8	20:53.0	+1:09.2



COMPETITION ANALYSIS / ANALYSE DE LA COMPÉTITION

CESANA SAN SICARIO THU 16 FEB 2006 / JEU 16 FEV 2006 START TIME / DEBUT 12:00 END TIME / FINI A 13:09

Rank	Bib	Name	NOC Code			T						
Loop 1			Loop 2			Loop 3			Result	Behind	Rk.	
	Time	Behind	Rk.		Time	Behind	Rk.		Time	Behind	Rk.	
9	64	ZAITSEVA Olga	RUS						0	23:05.8	+34.4	9
Cumulative Time	8:02.2	+3.9	4	15:59.2	+15.0	5			23:05.8	+34.4	9	
Loop Time	8:02.2	+3.9	4	7:57.0	+17.6	9	7:06.6	+43.0	33			
Shooting	0	32.0	+5.0 =14	0	31.0	+6.0 =23			0	1:03.0	+7.0 =17	
Range Time	1:00.0	+1.4	6	58.5	+3.2 =6					1:58.5	+0.1 =2	
Course Time	7:02.2	+16.7	10	6:58.5	+23.8	20	7:06.6	+43.0	33	21:07.3	+1:23.5	22
10	44	ISHMOURATOVA Svetlana	RUS						1	23:10.3	+38.9	10
Cumulative Time	8:06.8	+8.5	5	16:22.4	+38.2	11				23:10.3	+38.9	10
Loop Time	8:06.8	+8.5	5	8:15.6	+36.2	19	6:47.9	+24.3	12			
Shooting	0	33.0	+6.0 =22	1	32.0	+7.0 =28			1	1:05.0	+9.0 =21	
Range Time	1:02.5	+3.9	17	1:31.0	+35.7	43				2:33.5	+35.1 =24	
Course Time	7:04.3	+18.8	13	6:44.6	+9.9	7	6:47.9	+24.3	12	20:36.8	+53.0	8
11	31	LIU Xianying	CHN						1	23:17.5	+46.1	11
Cumulative Time	9:00.2	+1:01.9	54	16:50.1	+1:05.9	19				23:17.5	+46.1	11
Loop Time	9:00.2	+1:01.9	54	7:49.9	+10.5	5	6:27.4	+3.8	2			
Shooting	1	41.0	+14.0 =66	0	35.0	+10.0 =44			1	1:16.0	+20.0 =64	
Range Time	1:38.1	+39.5	58	1:02.5	+7.2	15				2:40.6	+42.2	33
Course Time	7:22.1	+36.6	39	6:47.4	+12.7	8	6:27.4	+3.8	2	20:36.9	+53.1	9
12	69	POIREE Liv Grete	NOR						2	23:20.0	+48.6	12
Cumulative Time	8:12.0	+13.7	9	16:24.5	+40.3	12				23:20.0	+48.6	12
Loop Time	8:12.0	+13.7	9	8:12.5	+33.1	16	6:55.5	+31.9	21			
Shooting	1	27.0	0.0 =1	1	31.0	+6.0 =23			2	58.0	+2.0 =5	
Range Time	1:24.6	+26.0	44	1:28.3	+33.0	38				2:52.9	+54.5	42
Course Time	6:47.4	+1.9	2	6:44.2	+9.5	5	6:55.5	+31.9	21	20:27.1	+43.3	4
13	42	PONZA Michela	ITA						1	23:27.2	+55.8	13
Cumulative Time	8:18.7	+20.4	15	16:35.2	+51.0	13				23:27.2	+55.8	13
Loop Time	8:18.7	+20.4	15	8:16.5	+37.1	20	6:52.0	+28.4	17			
Shooting	0	34.0	+7.0 =27	1	28.0	+3.0 =8			1	1:02.0	+6.0 =14	
Range Time	1:02.4	+3.8 =15		1:23.4	+28.1	31				2:25.8	+27.4	15
Course Time	7:16.3	+30.8	28	6:53.1	+18.4	14	6:52.0	+28.4	17	21:01.4	+1:17.6	20
14	48	PERETTO Delphyne	FRA						0	23:31.2	+59.8	=14
Cumulative Time	8:09.0	+10.7	=7	16:21.9	+37.7	10				23:31.2	+59.8	14
Loop Time	8:09.0	+10.7	=7	8:12.9	+33.5	17	7:09.3	+45.7	40			
Shooting	0	30.0	+3.0 =6	0	29.0	+4.0 =10			0	59.0	+3.0 =8	
Range Time	1:00.9	+2.3	10	59.1	+3.8	9				2:00.0	+1.6 =5	
Course Time	7:08.1	+22.6	18	7:13.8	+39.1	42	7:09.3	+45.7	40	21:31.2	+1:47.4	33
14	59	GREGORIN Teja	SLO						0	23:31.2	+59.8	=14
Cumulative Time	8:25.8	+27.5	24	16:36.5	+52.3	14				23:31.2	+59.8	14
Loop Time	8:25.8	+27.5	24	8:10.7	+31.3	15	6:54.7	+31.1	20			
Shooting	0	37.0	+10.0 =48	0	38.0	+13.0 =64			0	1:15.0	+19.0 =58	
Range Time	1:08.0	+9.4	33	1:06.6	+11.3 =21					2:14.6	+16.2	12
Course Time	7:17.8	+32.3 =31		7:04.1	+29.4	30	6:54.7	+31.1	20	21:16.6	+1:32.8	25
16	28	HALINAROVA Martina	SVK						0	23:32.8	+1:01.4	16
Cumulative Time	8:33.4	+35.1	33	16:38.2	+54.0	15				23:32.8	+1:01.4	16
Loop Time	8:33.4	+35.1	33	8:04.8	+25.4	12	6:54.6	+31.0	19			
Shooting	0	39.0	+12.0 =59	0	35.0	+10.0 =44			0	1:14.0	+18.0 =57	
Range Time	1:11.1	+12.5	38	1:02.6	+7.3	16				2:13.7	+15.3	11
Course Time	7:22.3	+36.8	40	7:02.2	+27.5	25	6:54.6	+31.0	19	21:19.1	+1:35.3	27



COMPETITION ANALYSIS / ANALYSE DE LA COMPÉTITION

CESANA SAN SICARIO THU 16 FEB 2006 / JEU 16 FEV 2006 START TIME / DEBUT 12:00 END TIME / FINI A 13:09

Rank	Bib	Name	NOC Code			T						
Loop 1			Loop 2			Loop 3			Result	Behind	Rk.	
	Time	Behind	Rk.		Time	Behind	Rk.					
17	25	GLAGOW Martina	GER			1			23:35.9	+1:04.5	17	
Cumulative Time	8:20.9	+22.6	18	16:54.1	+1:09.9	21		23:35.9	+1:04.5	17		
Loop Time	8:20.9	+22.6	18	8:33.2	+53.8	33	6:41.8	+18.2	5			
Shooting	0	35.0	+8.0 =34	1	37.0	+12.0 =61		1	1:12.0	+16.0 =49		
Range Time	1:06.2	+7.6	27	1:34.3	+39.0	48			2:40.5	+42.1	32	
Course Time	7:14.7	+29.2	27	6:58.9	+24.2 =21		6:41.8	+18.2	5	20:55.4	+1:11.6	17
18	60	RASIMOVICIUTE Diana	LTU			1			23:48.1	+1:16.7	18	
Cumulative Time	8:18.4	+20.1	14	16:45.5	+1:01.3	17		23:48.1	+1:16.7	18		
Loop Time	8:18.4	+20.1	14	8:27.1	+47.7	27	7:02.6	+39.0	30			
Shooting	0	31.0	+4.0 =11	1	25.0	0.0 =1		1	56.0	0.0 =1		
Range Time	1:00.6	+2.0 =8		1:23.1	+27.8	30			2:23.7	+25.3	14	
Course Time	7:17.8	+32.3 =31		7:04.0	+29.3	29	7:02.6	+39.0	30	21:24.4	+1:40.6	30
19	63	TJORHOM Linda	NOR			1			23:48.5	+1:17.1	19	
Cumulative Time	8:12.2	+13.9	10	16:40.4	+56.2	16		23:48.5	+1:17.1	19		
Loop Time	8:12.2	+13.9	10	8:28.2	+48.8	28	7:08.1	+44.5 =37				
Shooting	0	29.0	+2.0 =3	1	29.0	+4.0 =10		1	58.0	+2.0 =5		
Range Time	59.6	+1.0	4	1:30.1	+34.8 =40				2:29.7	+31.3	19	
Course Time	7:12.6	+27.1	23	6:58.1	+23.4	19	7:08.1	+44.5 =37		21:18.8	+1:35.0	26
20	41	GWIZDON Magdalena	POL			1			23:54.7	+1:23.3	20	
Cumulative Time	8:09.0	+10.7	=7	16:46.6	+1:02.4	18		23:54.7	+1:23.3	20		
Loop Time	8:09.0	+10.7	=7	8:37.6	+58.2	36	7:08.1	+44.5 =37				
Shooting	0	37.0	+10.0 =48	1	36.0	+11.0 =54		1	1:13.0	+17.0 =54		
Range Time	1:06.9	+8.3	30	1:33.8	+38.5	47			2:40.7	+42.3	34	
Course Time	7:02.1	+16.6	9	7:03.8	+29.1	27	7:08.1	+44.5 =37		21:14.0	+1:30.2	24
21	79	SUN Ribo	CHN			2			23:57.6	+1:26.2	21	
Cumulative Time	8:42.5	+44.2	38	17:08.3	+1:24.1	30		23:57.6	+1:26.2	21		
Loop Time	8:42.5	+44.2	38	8:25.8	+46.4	26	6:49.3	+25.7	14			
Shooting	1	37.0	+10.0 =48	1	30.0	+5.0 =19		2	1:07.0	+11.0 =32		
Range Time	1:35.0	+36.4	53	1:26.9	+31.6	35			3:01.9	+1:03.5	47	
Course Time	7:07.5	+22.0 =16		6:58.9	+24.2 =21		6:49.3	+25.7	14	20:55.7	+1:11.9	18
22	14	APEL Katrin	GER			2			24:04.9	+1:33.5	22	
Cumulative Time	8:44.4	+46.1	40	17:14.7	+1:30.5	32		24:04.9	+1:33.5	22		
Loop Time	8:44.4	+46.1	40	8:30.3	+50.9 =30		6:50.2	+26.6	15			
Shooting	1	30.0	+3.0 =6	1	26.0	+1.0 =3		2	56.0	0.0 =1		
Range Time	1:30.1	+31.5	46	1:22.2	+26.9	29			2:52.3	+53.9	41	
Course Time	7:14.3	+28.8	25	7:08.1	+33.4	35	6:50.2	+26.6	15	21:12.6	+1:28.8	23
23	66	BERGER Tora	NOR			1			24:05.8	+1:34.4	23	
Cumulative Time	8:28.0	+29.7	=26	16:58.6	+1:14.4	=22		24:05.8	+1:34.4	23		
Loop Time	8:28.0	+29.7	=26	8:30.6	+51.2	32	7:07.2	+43.6	35			
Shooting	0	35.0	+8.0 =34	1	25.0	0.0 =1		1	1:00.0	+4.0 =9		
Range Time	1:04.3	+5.7	22	1:24.4	+29.1	32			2:28.7	+30.3	16	
Course Time	7:23.7	+38.2	46	7:06.2	+31.5	34	7:07.2	+43.6	35	21:37.1	+1:53.3	34
24	13	KONG Yingchao	CHN			1			24:07.0	+1:35.6	24	
Cumulative Time	8:20.4	+22.1	17	17:02.3	+1:18.1	26		24:07.0	+1:35.6	24		
Loop Time	8:20.4	+22.1	17	8:41.9	+1:02.5	38	7:04.7	+41.1	32			
Shooting	0	35.0	+8.0 =34	1	40.0	+15.0 =68		1	1:15.0	+19.0 =58		
Range Time	1:07.2	+8.6	31	1:36.6	+41.3	53			2:43.8	+45.4	37	
Course Time	7:13.2	+27.7	24	7:05.3	+30.6	32	7:04.7	+41.1	32	21:23.2	+1:39.4	28



COMPETITION ANALYSIS / ANALYSE DE LA COMPÉTITION

CESANA SAN SICARIO THU 16 FEB 2006 / JEU 16 FEV 2006 START TIME / DEBUT 12:00 END TIME / FINI A 13:09

Rank	Bib	Name	NOC Code			T							
		Loop 1			Loop 2			Loop 3			Result	Behind	Rk.
		Time	Behind	Rk.	Time	Behind	Rk.	Time	Behind	Rk.			
25	68	PALKA Krystyna	POL						1	24:07.3	+1:35.9	25	
Cumulative Time		8:25.3	+27.0	21	17:03.0	+1:18.8	27				24:07.3	+1:35.9	25
Loop Time		8:25.3	+27.0	21	8:37.7	+58.3	37	7:04.3	+40.7	31			
Shooting	0	36.0	+9.0	=43	36.0	+11.0	=54			1	1:12.0	+16.0	=49
Range Time		1:06.8	+8.2	=28	1:35.3	+40.0	50				2:42.1	+43.7	=35
Course Time		7:18.5	+33.0	34	7:02.4	+27.7	26	7:04.3	+40.7	31	21:25.2	+1:41.4	31
26	52	SANTER Nathalie	ITA						2	24:09.5	+1:38.1	26	
Cumulative Time		8:48.6	+50.3	47	17:13.5	+1:29.3	31				24:09.5	+1:38.1	26
Loop Time		8:48.6	+50.3	47	8:24.9	+45.5	24	6:56.0	+32.4	=23			
Shooting	1	40.0	+13.0	=62	36.0	+11.0	=54			2	1:16.0	+20.0	=64
Range Time		1:38.7	+40.1	62	1:33.0	+37.7	=45				3:11.7	+1:13.3	54
Course Time		7:09.9	+24.4	20	6:51.9	+17.2	13	6:56.0	+32.4	=23	20:57.8	+1:14.0	19
27	61	MIHOKOVA Sona	SVK						1	24:09.9	+1:38.5	27	
Cumulative Time		8:29.6	+31.3	29	16:58.6	+1:14.4	=22				24:09.9	+1:38.5	27
Loop Time		8:29.6	+31.3	29	8:29.0	+49.6	29	7:11.3	+47.7	43			
Shooting	0	34.0	+7.0	=27	34.0	+9.0	=38			1	1:08.0	+12.0	=34
Range Time		1:02.3	+3.7	14	1:30.1	+34.8	=40				2:32.4	+34.0	=21
Course Time		7:27.3	+41.8	48	6:58.9	+24.2	=21	7:11.3	+47.7	43	21:37.5	+1:53.7	35
28	35	LIDUMA Madara	LAT						2	24:11.0	+1:39.6	28	
Cumulative Time		9:19.7	+1:21.4	65	17:19.3	+1:35.1	35				24:11.0	+1:39.6	28
Loop Time		9:19.7	+1:21.4	65	7:59.6	+20.2	11	6:51.7	+28.1	16			
Shooting	2	41.0	+14.0	=66	29.0	+4.0	=10			2	1:10.0	+14.0	=42
Range Time		2:07.3	+1:08.7	75	57.8	+2.5	=3				3:05.1	+1:06.7	50
Course Time		7:12.4	+26.9	=21	7:01.8	+27.1	24	6:51.7	+28.1	16	21:05.9	+1:22.1	21
29	9	PAVKOVCEKOVA Marcela	SVK						0	24:11.1	+1:39.7	29	
Cumulative Time		8:28.5	+30.2	28	16:58.8	+1:14.6	24				24:11.1	+1:39.7	29
Loop Time		8:28.5	+30.2	28	8:30.3	+50.9	=30	7:12.3	+48.7	=44			
Shooting	0	35.0	+8.0	=34	35.0	+10.0	=44			0	1:10.0	+14.0	=42
Range Time		1:06.0	+7.4	26	1:06.6	+11.3	=21				2:12.6	+14.2	9
Course Time		7:22.5	+37.0	41	7:23.7	+49.0	=56	7:12.3	+48.7	=44	21:58.5	+2:14.7	47
30	7	BECAERT Sylvie	FRA						0	24:12.9	+1:41.5	30	
Cumulative Time		8:25.6	+27.3	22	17:01.8	+1:17.6	25				24:12.9	+1:41.5	30
Loop Time		8:25.6	+27.3	22	8:36.2	+56.8	35	7:11.1	+47.5	42			
Shooting	0	33.0	+6.0	=22	40.0	+15.0	=68			0	1:13.0	+17.0	=54
Range Time		1:04.1	+5.5	21	1:11.6	+16.3	25				2:15.7	+17.3	13
Course Time		7:21.5	+36.0	38	7:24.6	+49.9	59	7:11.1	+47.5	42	21:57.2	+2:13.4	45
31	37	BRANKOVIC Tadeja	SLO						2	24:14.1	+1:42.7	31	
Cumulative Time		8:45.9	+47.6	=41	17:19.7	+1:35.5	36				24:14.1	+1:42.7	31
Loop Time		8:45.9	+47.6	=41	8:33.8	+54.4	34	6:54.4	+30.8	18			
Shooting	1	41.0	+14.0	=66	42.0	+17.0	=70			2	1:23.0	+27.0	72
Range Time		1:40.0	+41.4	65	1:39.2	+43.9	57				3:19.2	+1:20.8	59
Course Time		7:05.9	+20.4	15	6:54.6	+19.9	=16	6:54.4	+30.8	18	20:54.9	+1:11.1	15
32	73	FALTUSOVA Lenka	CZE						0	24:16.9	+1:45.5	32	
Cumulative Time		8:28.0	+29.7	=26	16:52.1	+1:07.9	20				24:16.9	+1:45.5	32
Loop Time		8:28.0	+29.7	=26	8:24.1	+44.7	22	7:24.8	+1:01.2	57			
Shooting	0	29.0	+2.0	=3	29.0	+4.0	=10			0	58.0	+2.0	=5
Range Time		59.9	+1.3	5	58.5	+3.2	=6				1:58.4	0.0	1
Course Time		7:28.1	+42.6	49	7:25.6	+50.9	62	7:24.8	+1:01.2	57	22:18.5	+2:34.7	55



COMPETITION ANALYSIS / ANALYSE DE LA COMPÉTITION

CESANA SAN SICARIO THU 16 FEB 2006 / JEU 16 FEV 2006 START TIME / DEBUT 12:00 END TIME / FINI A 13:09

Rank	Bib	Name	NOC Code			T					
Loop 1			Loop 2			Loop 3			Result	Behind	Rk.
	Time	Behind	Rk.	Time	Behind	Rk.	Time	Behind	Rk.		
33	22	DAFOVSKA Ekaterina	BUL			2			24:23.2	+1:51.8	33
Cumulative Time	8:22.7	+24.4	20	17:22.8	+1:38.6	37				24:23.2	+1:51.8
Loop Time	8:22.7	+24.4	20	9:00.1	+1:20.7	51	7:00.4	+36.8	26		
Shooting	0	28.0	+1.0	2	2	28.0	+3.0	=8	2	56.0	0.0
Range Time	59.3	+0.7	2	1:54.7	+59.4	60				2:54.0	+55.6
Course Time	7:23.4	+37.9	=44	7:05.4	+30.7	33	7:00.4	+36.8	26	21:29.2	+1:45.4
34	3	DISL Uschi	GER			3			24:29.1	+1:57.7	34
Cumulative Time	8:35.9	+37.6	35	17:41.1	+1:56.9	45				24:29.1	+1:57.7
Loop Time	8:35.9	+37.6	35	9:05.2	+1:25.8	58	6:48.0	+24.4	13		
Shooting	1	37.0	+10.0	=48	2	43.0	+18.0	=72	3	1:20.0	+24.0
Range Time	1:36.7	+38.1	56	2:10.6	+1:15.3	=68				3:47.3	+1:48.9
Course Time	6:59.2	+13.7	7	6:54.6	+19.9	=16	6:48.0	+24.4	13	20:41.8	+58.0
35	32	STEER Rachel	USA			1			24:29.6	+1:58.2	35
Cumulative Time	9:15.9	+1:17.6	61	17:29.0	+1:44.8	39				24:29.6	+1:58.2
Loop Time	9:15.9	+1:17.6	61	8:13.1	+33.7	18	7:00.6	+37.0	27		
Shooting	1	40.0	+13.0	=62	0	31.0	+6.0	=23	1	1:11.0	+15.0
Range Time	1:38.3	+39.7	60	1:01.7	+6.4	12				2:40.0	+41.6
Course Time	7:37.6	+52.1	62	7:11.4	+36.7	37	7:00.6	+37.0	27	21:49.6	+2:05.8
36	58	NIKOULTCHINA Irina	BUL			4			24:30.0	+1:58.6	36
Cumulative Time	8:57.9	+59.6	53	17:44.2	+2:00.0	47				24:30.0	+1:58.6
Loop Time	8:57.9	+59.6	53	8:46.3	+1:06.9	41	6:45.8	+22.2	10		
Shooting	2	35.0	+8.0	=34	2	37.0	+12.0	=61	4	1:12.0	+16.0
Range Time	2:00.8	+1:02.2	69	2:01.9	+1:06.6	66				4:02.7	+2:04.3
Course Time	6:57.1	+11.6	4	6:44.4	+9.7	6	6:45.8	+22.2	10	20:27.3	+43.5
37	67	IVANOVA Ekaterina	BLR			4			24:30.8	+1:59.4	37
Cumulative Time	9:50.0	+1:51.7	73	17:46.7	+2:02.5	49				24:30.8	+1:59.4
Loop Time	9:50.0	+1:51.7	73	7:56.7	+17.3	8	6:44.1	+20.5	7		
Shooting	4	40.0	+13.0	=62	0	36.0	+11.0	=54	4	1:16.0	+20.0
Range Time	2:51.4	+1:52.8	81	1:02.3	+7.0	=13				3:53.7	+1:55.3
Course Time	6:58.6	+13.1	6	6:54.4	+19.7	15	6:44.1	+20.5	7	20:37.1	+53.3
38	72	MURINOVA Anna	SVK			1			24:32.1	+2:00.7	38
Cumulative Time	8:41.0	+42.7	36	17:04.6	+1:20.4	28				24:32.1	+2:00.7
Loop Time	8:41.0	+42.7	36	8:23.6	+44.2	21	7:27.5	+1:03.9	59		
Shooting	1	32.0	+5.0	=14	0	34.0	+9.0	=38	1	1:06.0	+10.0
Range Time	1:32.1	+33.5	48	1:05.5	+10.2	20				2:37.6	+39.2
Course Time	7:08.9	+23.4	19	7:18.1	+43.4	=47	7:27.5	+1:03.9	59	21:54.5	+2:10.7
39	24	HOLUBCOVA Katerina	CZE			1			24:33.3	+2:01.9	39
Cumulative Time	8:35.1	+36.8	34	17:24.9	+1:40.7	38				24:33.3	+2:01.9
Loop Time	8:35.1	+36.8	34	8:49.8	+1:10.4	44	7:08.4	+44.8	39		
Shooting	0	30.0	+3.0	=6	1	36.0	+11.0	=54	1	1:06.0	+10.0
Range Time	1:02.0	+3.4	12	1:33.0	+37.7	=45				2:35.0	+36.6
Course Time	7:33.1	+47.6	56	7:16.8	+42.1	45	7:08.4	+44.8	39	21:58.3	+2:14.5
40	39	ISTAD-KRISTIENSEN Gro Marit	NOR			1			24:34.0	+2:02.6	40
Cumulative Time	9:08.0	+1:09.7	58	17:18.6	+1:34.4	34				24:34.0	+2:02.6
Loop Time	9:08.0	+1:09.7	58	8:10.6	+31.2	14	7:15.4	+51.8	48		
Shooting	1	35.0	+8.0	=34	0	27.0	+2.0	=5	1	1:02.0	+6.0
Range Time	1:34.2	+35.6	51	55.3	0.0	1				2:29.5	+31.1
Course Time	7:33.8	+48.3	57	7:15.3	+40.6	44	7:15.4	+51.8	48	22:04.5	+2:20.7



COMPETITION ANALYSIS / ANALYSE DE LA COMPÉTITION

CESANA SAN SICARIO THU 16 FEB 2006 / JEU 16 FEV 2006 START TIME / DEBUT 12:00 END TIME / FINI A 13:09

Rank	Bib	Name	NOC Code			T							
Loop 1			Loop 2			Loop 3			Result	Behind	Rk.		
	Time	Behind	Rk.		Time	Behind	Rk.						
41	23	LEVTCHENKOVA Natalia	MDA						1	24:34.2	+2:02.8	41	
Cumulative Time	8:45.9	+47.6	=41		17:32.7	+1:48.5	41		24:34.2	+2:02.8	41		
Loop Time	8:45.9	+47.6	=41		8:46.8	+1:07.4	42	7:01.5	+37.9	29			
Shooting	0	37.0	+10.0	=48	1	38.0	+13.0	=64	1	1:15.0	+19.0	=58	
Range Time	1:07.4	+8.8	32		1:34.7	+39.4	49		2:42.1	+43.7	=35		
Course Time	7:38.5	+53.0	63		7:12.1	+37.4	39	7:01.5	+37.9	29	21:52.1	+2:08.3	43
42	71	ANANKO Ludmilla	BLR						1	24:36.1	+2:04.7	42	
Cumulative Time	8:21.7	+23.4	19		17:07.2	+1:23.0	29		24:36.1	+2:04.7	42		
Loop Time	8:21.7	+23.4	19		8:45.5	+1:06.1	39	7:28.9	+1:05.3	60			
Shooting	0	35.0	+8.0	=34	1	29.0	+4.0	=10	1	1:04.0	+8.0	20	
Range Time	1:05.0	+6.4	24		1:27.4	+32.1	36		2:32.4	+34.0	=21		
Course Time	7:16.7	+31.2	=29		7:18.1	+43.4	=47	7:28.9	+1:05.3	60	22:03.7	+2:19.9	=49
43	55	VEJNAROVA Zdenka	CZE						2	24:46.4	+2:15.0	43	
Cumulative Time	8:26.6	+28.3	25		17:30.8	+1:46.6	40		24:46.4	+2:15.0	43		
Loop Time	8:26.6	+28.3	25		9:04.2	+1:24.8	57	7:15.6	+52.0	49			
Shooting	0	33.0	+6.0	=22	2	33.0	+8.0	=32	2	1:06.0	+10.0	=26	
Range Time	1:03.9	+5.3	20		1:59.7	+1:04.4	63		3:03.6	+1:05.2	48		
Course Time	7:22.7	+37.2	42		7:04.5	+29.8	31	7:15.6	+52.0	49	21:42.8	+1:59.0	37
44	34	PETROVA Olena	UKR						2	24:52.2	+2:20.8	44	
Cumulative Time	8:31.1	+32.8	=31		17:44.5	+2:00.3	48		24:52.2	+2:20.8	44		
Loop Time	8:31.1	+32.8	=31		9:13.4	+1:34.0	61	7:07.7	+44.1	36			
Shooting	0	37.0	+10.0	=48	2	34.0	+9.0	=38	2	1:11.0	+15.0	=47	
Range Time	1:08.3	+9.7	=34		2:00.7	+1:05.4	65		3:09.0	+1:10.6	52		
Course Time	7:22.8	+37.3	43		7:12.7	+38.0	40	7:07.7	+44.1	36	21:43.2	+1:59.4	38
45	51	RUSU Alexandra	ROM						0	24:52.5	+2:21.1	45	
Cumulative Time	8:49.9	+51.6	49		17:15.4	+1:31.2	33		24:52.5	+2:21.1	45		
Loop Time	8:49.9	+51.6	49		8:25.5	+46.1	25	7:37.1	+1:13.5	64			
Shooting	0	38.0	+11.0	=57	0	32.0	+7.0	=28	0	1:10.0	+14.0	=42	
Range Time	1:10.4	+11.8	37		1:02.7	+7.4	17		2:13.1	+14.7	10		
Course Time	7:39.5	+54.0	65		7:22.8	+48.1	53	7:37.1	+1:13.5	64	22:39.4	+2:55.6	64
46	8	FILIPOVA Pavlina	BUL						2	24:53.3	+2:21.9	46	
Cumulative Time	8:47.2	+48.9	45		17:41.0	+1:56.8	44		24:53.3	+2:21.9	46		
Loop Time	8:47.2	+48.9	45		8:53.8	+1:14.4	=47	7:12.3	+48.7	=44			
Shooting	1	32.0	+5.0	=14	1	33.0	+8.0	=32	2	1:05.0	+9.0	=21	
Range Time	1:32.8	+34.2	=49		1:35.8	+40.5	52		3:08.6	+1:10.2	51		
Course Time	7:14.4	+28.9	26		7:18.0	+43.3	46	7:12.3	+48.7	=44	21:44.7	+2:00.9	39
47	21	SAUE Eveli	EST						1	24:55.4	+2:24.0	47	
Cumulative Time	8:48.9	+50.6	48		17:42.7	+1:58.5	46		24:55.4	+2:24.0	47		
Loop Time	8:48.9	+50.6	48		8:53.8	+1:14.4	=47	7:12.7	+49.1	46			
Shooting	0	30.0	+3.0	=6	1	27.0	+2.0	=5	1	57.0	+1.0	4	
Range Time	1:03.2	+4.6	19		1:30.1	+34.8	=40		2:33.3	+34.9	23		
Course Time	7:45.7	+1:00.2	70		7:23.7	+49.0	=56	7:12.7	+49.1	46	22:22.1	+2:38.3	=57
48	30	PLOTOGEA Dana Elena	ROM						1	25:01.7	+2:30.3	48	
Cumulative Time	8:42.3	+44.0	37		17:38.7	+1:54.5	43		25:01.7	+2:30.3	48		
Loop Time	8:42.3	+44.0	37		8:56.4	+1:17.0	49	7:23.0	+59.4	54			
Shooting	0	33.0	+6.0	=22	1	32.9	+7.9	31	1	1:05.9	+9.9	25	
Range Time	1:03.0	+4.4	18		1:31.3	+36.0	44		2:34.3	+35.9	26		
Course Time	7:39.3	+53.8	64		7:25.1	+50.4	60	7:23.0	+59.4	54	22:27.4	+2:43.6	60



COMPETITION ANALYSIS / ANALYSE DE LA COMPÉTITION

CESANA SAN SICARIO THU 16 FEB 2006 / JEU 16 FEV 2006 START TIME / DEBUT 12:00 END TIME / FINI A 13:09

Rank	Bib	Name	NOC Code			T						
Loop 1			Loop 2			Loop 3			Result	Behind	Rk.	
	Time	Behind	Rk.		Time	Behind	Rk.		Time	Behind	Rk.	
49	18	KHVOSTENKO Oksana	UKR			1	25:10.1	+2:38.7	49			
Cumulative Time	8:47.6	+49.3	46	17:51.2	+2:07.0	53	25:10.1	+2:38.7	49			
Loop Time	8:47.6	+49.3	46	9:03.6	+1:24.2	56	7:18.9	+55.3	52			
Shooting	0	31.0	+4.0 =11	1	30.0	+5.0 =19	1	1:01.0	+5.0	=12		
Range Time	1:01.7	+3.1	11	1:29.7	+34.4	39	2:31.4	+33.0	20			
Course Time	7:45.9	+1:00.4	71	7:33.9	+59.2 =66		7:18.9	+55.3	52	22:38.7	+2:54.9	63
50	76	LEMESH Nina	UKR			2	25:13.5	+2:42.1	50			
Cumulative Time	9:26.1	+1:27.8	69	17:50.3	+2:06.1	52	25:13.5	+2:42.1	50			
Loop Time	9:26.1	+1:27.8	69	8:24.2	+44.8	23	7:23.2	+59.6	56			
Shooting	2	37.0	+10.0 =48	0	29.0	+4.0 =10	2	1:06.0	+10.0	=26		
Range Time	2:05.7	+1:07.1	73	59.0	+3.7	8	3:04.7	+1:06.3	49			
Course Time	7:20.4	+34.9	37	7:25.2	+50.5	61	7:23.2	+59.6	56	22:08.8	+2:25.0	52
51	70	TSUKIDATE Ikuyo	JPN			1	25:17.0	+2:45.6	51			
Cumulative Time	8:47.1	+48.8	=43	17:49.7	+2:05.5	51	25:17.0	+2:45.6	51			
Loop Time	8:47.1	+48.8	=43	9:02.6	+1:23.2	54	7:27.3	+1:03.7	58			
Shooting	0	42.0	+15.0 =71	1	42.0	+17.0 =70	1	1:24.0	+28.0	73		
Range Time	1:14.4	+15.8	42	1:40.5	+45.2	58	2:54.9	+56.5	44			
Course Time	7:32.7	+47.2	55	7:22.1	+47.4	52	7:27.3	+1:03.7	58	22:22.1	+2:38.3	=57
52	36	LEBEDEVA Anna	KAZ			2	25:21.8	+2:50.4	52			
Cumulative Time	9:16.5	+1:18.2	62	18:07.9	+2:23.7	55	25:21.8	+2:50.4	52			
Loop Time	9:16.5	+1:18.2	62	8:51.4	+1:12.0	45	7:13.9	+50.3	47			
Shooting	1	32.0	+5.0 =14	1	33.0	+8.0 =32	2	1:05.0	+9.0	=21		
Range Time	1:32.8	+34.2	=49	1:38.0	+42.7	55	3:10.8	+1:12.4	53			
Course Time	7:43.7	+58.2	69	7:13.4	+38.7	41	7:13.9	+50.3	47	22:11.0	+2:27.2	53
53	75	HALLER Katja	ITA			1	25:22.6	+2:51.2	53			
Cumulative Time	8:30.3	+32.0	30	17:37.4	+1:53.2	42	25:22.6	+2:51.2	53			
Loop Time	8:30.3	+32.0	30	9:07.1	+1:27.7	59	7:45.2	+1:21.6	72			
Shooting	0	30.0	+3.0 =6	1	30.0	+5.0 =19	1	1:00.0	+4.0	=9		
Range Time	1:00.3	+1.7	7	1:35.5	+40.2	51	2:35.8	+37.4	28			
Course Time	7:30.0	+44.5	51	7:31.6	+56.9	65	7:45.2	+1:21.6	72	22:46.8	+3:03.0	67
54	65	HOU Yuxia	CHN			5	25:25.8	+2:54.4	54			
Cumulative Time	8:12.3	+14.0	11	18:28.2	+2:44.0	59	25:25.8	+2:54.4	54			
Loop Time	8:12.3	+14.0	11	10:15.9	+2:36.5	77	6:57.6	+34.0	25			
Shooting	0	36.0	+9.0 =43	5	39.0	+14.0	67	1:15.0	+19.0	=58		
Range Time	1:04.8	+6.2	23	3:25.9	+2:30.6	83	4:30.7	+2:32.3	77			
Course Time	7:07.5	+22.0	=16	6:50.0	+15.3	11	6:57.6	+34.0	25	20:55.1	+1:11.3	16
55	10	GRUDICEK Dijana	SLO			3	25:28.6	+2:57.2	55			
Cumulative Time	8:57.7	+59.4	52	18:12.8	+2:28.6	56	25:28.6	+2:57.2	55			
Loop Time	8:57.7	+59.4	52	9:15.1	+1:35.7	62	7:15.8	+52.2	51			
Shooting	1	32.0	+5.0 =14	2	34.0	+9.0 =38	3	1:06.0	+10.0	=26		
Range Time	1:30.8	+32.2	47	1:55.5	+1:00.2	61	3:26.3	+1:27.9	60			
Course Time	7:26.9	+41.4	47	7:19.6	+44.9	50	7:15.8	+52.2	51	22:02.3	+2:18.5	48
56	80	NYKIEL Magdalena	POL			1	25:32.2	+3:00.8	56			
Cumulative Time	9:01.6	+1:03.3	55	17:47.8	+2:03.6	50	25:32.2	+3:00.8	56			
Loop Time	9:01.6	+1:03.3	55	8:46.2	+1:06.8	40	7:44.4	+1:20.8	71			
Shooting	1	41.0	+14.0 =66	0	38.0	+13.0 =64	1	1:19.0	+23.0	=67		
Range Time	1:38.2	+39.6	59	1:10.4	+15.1	24	2:48.6	+50.2	38			
Course Time	7:23.4	+37.9	=44	7:35.8	+1:01.1	69	7:44.4	+1:20.8	71	22:43.6	+2:59.8	66



COMPETITION ANALYSIS / ANALYSE DE LA COMPÉTITION

CESANA SAN SICARIO THU 16 FEB 2006 / JEU 16 FEV 2006 START TIME / DEBUT 12:00 END TIME / FINI A 13:09

Rank	Bib	Name	NOC Code			T						
Loop 1			Loop 2			Loop 3			Result	Behind	Rk.	
	Time	Behind	Rk.		Time	Behind	Rk.		Time	Behind	Rk.	
57	4	SANTER Saskia	ITA			3	25:42.6	+3:11.2	57			
Cumulative Time	9:34.7	+1:36.4	70	18:22.7	+2:38.5	57	25:42.6	+3:11.2	57			
Loop Time	9:34.7	+1:36.4	70	8:48.0	+1:08.6	43	7:19.9	+56.3	53			
Shooting	2	34.0	+7.0 =27	1	26.0	+1.0 =3	3	1:00.0	+4.0	=9		
Range Time	2:03.9	+1:05.3	70	1:24.8	+29.5	=33	3:28.7	+1:30.3	61			
Course Time	7:30.8	+45.3	53	7:23.2	+48.5	55	7:19.9	+56.3	53	22:13.9	+2:30.1	54
58	82	POPOVA Radka	BUL			2	26:01.1	+3:29.7	58			
Cumulative Time	8:31.1	+32.8	=31	18:06.0	+2:21.8	54	26:01.1	+3:29.7	58			
Loop Time	8:31.1	+32.8	=31	9:34.9	+1:55.5	66	7:55.1	+1:31.5	75			
Shooting	0	29.0	+2.0 =3	2	34.0	+9.0 =38	2	1:03.0	+7.0	=17		
Range Time	59.4	+0.8	3	2:00.6	+1:05.3	64	3:00.0	+1:01.6	46			
Course Time	7:31.7	+46.2	54	7:34.3	+59.6	68	7:55.1	+1:31.5	75	23:01.1	+3:17.3	69
59	83	MALI Andreja	SLO			3	26:02.5	+3:31.1	59			
Cumulative Time	9:02.2	+1:03.9	57	18:28.5	+2:44.3	60	26:02.5	+3:31.1	59			
Loop Time	9:02.2	+1:03.9	57	9:26.3	+1:46.9	64	7:34.0	+1:10.4	63			
Shooting	1	45.0	+18.0	76	2	43.0	+18.0	=72	3	1:28.0	+32.0	75
Range Time	1:44.0	+45.4	67	2:14.8	+1:19.5	70	3:58.8	+2:00.4	71			
Course Time	7:18.2	+32.7	33	7:11.5	+36.8	38	7:34.0	+1:10.4	63	22:03.7	+2:19.9	=49
60	47	BRICE Anzela	LAT			3	26:03.1	+3:31.7	60			
Cumulative Time	8:47.1	+48.8	=43	18:33.3	+2:49.1	62	26:03.1	+3:31.7	60			
Loop Time	8:47.1	+48.8	=43	9:46.2	+2:06.8	70	7:29.8	+1:06.2	61			
Shooting	0	42.0	+15.0 =71	3	30.0	+5.0 =19	3	1:12.0	+16.0	=49		
Range Time	1:12.1	+13.5	39	2:26.7	+1:31.4	72	3:38.8	+1:40.4	62			
Course Time	7:35.0	+49.5	59	7:19.5	+44.8	49	7:29.8	+1:06.2	61	22:24.3	+2:40.5	59
61	17	REZLEROVA Magda	CZE			2	26:06.7	+3:35.3	61			
Cumulative Time	9:41.1	+1:42.8	72	18:43.6	+2:59.4	66	26:06.7	+3:35.3	61			
Loop Time	9:41.1	+1:42.8	72	9:02.5	+1:23.1	=52	7:23.1	+59.5	55			
Shooting	2	34.0	+7.0 =27	0	46.0	+21.0	77	2	1:20.0	+24.0	=69	
Range Time	2:04.2	+1:05.6	71	1:11.8	+16.5	26	3:16.0	+1:17.6	56			
Course Time	7:36.9	+51.4	61	7:50.7	+1:16.0	73	7:23.1	+59.5	55	22:50.7	+3:06.9	68
62	40	KOCHER Zina	CAN			4	26:11.1	+3:39.7	62			
Cumulative Time	8:52.2	+53.9	50	19:09.7	+3:25.5	70	26:11.1	+3:39.7	62			
Loop Time	8:52.2	+53.9	50	10:17.5	+2:38.1	78	7:01.4	+37.8	28			
Shooting	1	35.0	+8.0 =34	3	52.0	+27.0 =80	4	1:27.0	+31.0	74		
Range Time	1:35.5	+36.9	54	2:48.5	+1:53.2	79	4:24.0	+2:25.6	76			
Course Time	7:16.7	+31.2	=29	7:29.0	+54.3	64	7:01.4	+37.8	28	21:47.1	+2:03.3	41
63	1	PONIKWIA Katarzyna	POL			1	26:17.3	+3:45.9	63			
Cumulative Time	9:21.0	+1:22.7	66	18:23.5	+2:39.3	58	26:17.3	+3:45.9	63			
Loop Time	9:21.0	+1:22.7	66	9:02.5	+1:23.1	=52	7:53.8	+1:30.2	74			
Shooting	1	36.0	+9.0 =43	0	36.0	+11.0 =54	1	1:12.0	+16.0	=49		
Range Time	1:39.8	+41.2	64	1:10.2	+14.9	23	2:50.0	+51.6	39			
Course Time	7:41.2	+55.7	67	7:52.3	+1:17.6	75	7:53.8	+1:30.2	74	23:27.3	+3:43.5	72
64	2	MEGURO Kanae	JPN			4	26:19.9	+3:48.5	64			
Cumulative Time	10:09.6	+2:11.3	75	19:09.0	+3:24.8	68	26:19.9	+3:48.5	64			
Loop Time	10:09.6	+2:11.3	75	8:59.4	+1:20.0	50	7:10.9	+47.3	41			
Shooting	3	51.0	+24.0	79	1	45.0	+20.0	76	4	1:36.0	+40.0	77
Range Time	2:49.5	+1:50.9	80	1:45.1	+49.8	59	4:34.6	+2:36.2	78			
Course Time	7:20.1	+34.6	36	7:14.3	+39.6	43	7:10.9	+47.3	41	21:45.3	+2:01.5	40



COMPETITION ANALYSIS / ANALYSE DE LA COMPÉTITION

CESANA SAN SICARIO THU 16 FEB 2006 / JEU 16 FEV 2006 START TIME / DEBUT 12:00 END TIME / FINI A 13:09

Rank	Bib	Name	NOC Code			T						
Loop 1			Loop 2			Loop 3			Result	Behind	Rk.	
	Time	Behind	Rk.		Time	Behind	Rk.		Time	Behind	Rk.	
65	33	TANAKA Tamami	JPN			5			26:20.6	+3:49.2	65	
Cumulative Time	10:10.8	+2:12.5	76	19:13.9	+3:29.7	72			26:20.6	+3:49.2	65	
Loop Time	10:10.8	+2:12.5	76	9:03.1	+1:23.7	55	7:06.7	+43.1	34			
Shooting	3	42.0	+15.0	=71	2	33.0	+8.0	=32	5	1:15.0	+19.0	=58
Range Time	2:41.7	+1:43.1	79	1:59.2	+1:03.9	62			4:40.9	+2:42.5	79	
Course Time	7:29.1	+43.6	50	7:03.9	+29.2	28	7:06.7	+43.1	34	21:39.7	+1:55.9	36
66	53	KEITH Sandra	CAN			3			26:20.7	+3:49.3	66	
Cumulative Time	8:42.9	+44.6	39	18:39.8	+2:55.6	63			26:20.7	+3:49.3	66	
Loop Time	8:42.9	+44.6	39	9:56.9	+2:17.5	72	7:40.9	+1:17.3	68			
Shooting	0	34.0	+7.0	=27	3	35.0	+10.0	=44	3	1:09.0	+13.0	=38
Range Time	1:06.8	+8.2	=28	2:35.8	+1:40.5	75			3:42.6	+1:44.2	63	
Course Time	7:36.1	+50.6	60	7:21.1	+46.4	51	7:40.9	+1:17.3	68	22:38.1	+2:54.3	62
67	26	FOWLER Emma	GBR			1			26:22.9	+3:51.5	67	
Cumulative Time	9:18.5	+1:20.2	64	18:41.5	+2:57.3	65			26:22.9	+3:51.5	67	
Loop Time	9:18.5	+1:20.2	64	9:23.0	+1:43.6	63	7:41.4	+1:17.8	69			
Shooting	0	40.0	+13.0	=62	1	35.0	+10.0	=44	1	1:15.0	+19.0	=58
Range Time	1:12.9	+14.3	40	1:38.7	+43.4	56			2:51.6	+53.2	40	
Course Time	8:05.6	+1:20.1	78	7:44.3	+1:09.6	71	7:41.4	+1:17.8	69	23:31.3	+3:47.5	=73
68	54	GORHOVA Elena	MDA			2			26:23.9	+3:52.5	68	
Cumulative Time	8:54.5	+56.2	51	18:41.2	+2:57.0	64			26:23.9	+3:52.5	68	
Loop Time	8:54.5	+56.2	51	9:46.7	+2:07.3	71	7:42.7	+1:19.1	70			
Shooting	0	46.0	+19.0	77	2	52.0	+27.0	=80	2	1:38.0	+42.0	=78
Range Time	1:19.8	+21.2	43	2:23.7	+1:28.4	71			3:43.5	+1:45.1	64	
Course Time	7:34.7	+49.2	58	7:23.0	+48.3	54	7:42.7	+1:19.1	70	22:40.4	+2:56.6	65
69	74	OTAKA Tomomi	JPN			3			26:28.7	+3:57.3	69	
Cumulative Time	9:13.2	+1:14.9	60	18:50.0	+3:05.8	67			26:28.7	+3:57.3	69	
Loop Time	9:13.2	+1:14.9	60	9:36.8	+1:57.4	67	7:38.7	+1:15.1	66			
Shooting	1	43.0	+16.0	74	2	36.0	+11.0	=54	3	1:19.0	+23.0	=67
Range Time	1:43.0	+44.4	66	2:08.5	+1:13.2	67			3:51.5	+1:53.1	69	
Course Time	7:30.2	+44.7	52	7:28.3	+53.6	63	7:38.7	+1:15.1	66	22:37.2	+2:53.4	61
70	15	TOFALVI Eva	ROM			4			26:38.3	+4:06.9	70	
Cumulative Time	9:17.8	+1:19.5	63	19:22.6	+3:38.4	73			26:38.3	+4:06.9	70	
Loop Time	9:17.8	+1:19.5	63	10:04.8	+2:25.4	73	7:15.7	+52.1	50			
Shooting	1	34.0	+7.0	=27	3	35.0	+10.0	=44	4	1:09.0	+13.0	=38
Range Time	1:37.9	+39.3	57	2:41.1	+1:45.8	78			4:19.0	+2:20.6	75	
Course Time	7:39.9	+54.4	66	7:23.7	+49.0	=56	7:15.7	+52.1	50	22:19.3	+2:35.5	56
71	20	BARNES Tracy	USA			2			26:47.9	+4:16.5	71	
Cumulative Time	10:15.9	+2:17.6	77	19:09.3	+3:25.1	69			26:47.9	+4:16.5	71	
Loop Time	10:15.9	+2:17.6	77	8:53.4	+1:14.0	46	7:38.6	+1:15.0	65			
Shooting	2	36.0	+9.0	=43	0	32.0	+7.0	=28	2	1:08.0	+12.0	=34
Range Time	2:11.9	+1:13.3	76	1:04.7	+9.4	19			3:16.6	+1:18.2	57	
Course Time	8:04.0	+1:18.5	77	7:48.7	+1:14.0	72	7:38.6	+1:15.0	65	23:31.3	+3:47.5	=73
72	78	SAVLAKA Linda	LAT			1			26:54.6	+4:23.2	72	
Cumulative Time	9:23.1	+1:24.8	68	18:32.9	+2:48.7	61			26:54.6	+4:23.2	72	
Loop Time	9:23.1	+1:24.8	68	9:09.8	+1:30.4	60	8:21.7	+1:58.1	82			
Shooting	1	36.0	+9.0	=43	0	27.0	+2.0	=5	1	1:03.0	+7.0	=17
Range Time	1:35.7	+37.1	55	57.8	+2.5	=3			2:33.5	+35.1	=24	
Course Time	7:47.4	+1:01.9	73	8:12.0	+1:37.3	78	8:21.7	+1:58.1	82	24:21.1	+4:37.3	78



COMPETITION ANALYSIS / ANALYSE DE LA COMPÉTITION

CESANA SAN SICARIO THU 16 FEB 2006 / JEU 16 FEV 2006 START TIME / DEBUT 12:00 END TIME / FINI A 13:09

Rank	Bib	Name	NOC Code			T						
Loop 1			Loop 2			Loop 3			Result	Behind	Rk.	
	Time	Behind	Rk.		Time	Behind	Rk.		Time	Behind	Rk.	
73	11	ALBERT Martine	CAN			2	27:04.4	+4:33.0	73			
Cumulative Time	9:11.1	+1:12.8	59	19:30.6	+3:46.4	74	27:04.4	+4:33.0	73			
Loop Time	9:11.1	+1:12.8	59	10:19.5	+2:40.1	79	7:33.8	+1:10.2	62			
Shooting	0	41.0	+14.0 =66	2	1:02.0	+37.0	83	2	1:43.0	+47.0	=81	
Range Time	1:14.0	+15.4	41	2:35.3	+1:40.0	74			3:49.3	+1:50.9	68	
Course Time	7:57.1	+1:11.6	76	7:44.2	+1:09.5	70	7:33.8	+1:10.2	62	23:15.1	+3:31.3	70
74	6	KRUMINA Gerda	LAT			3	27:30.5	+4:59.1	74			
Cumulative Time	9:54.0	+1:55.7	74	19:37.7	+3:53.5	76	27:30.5	+4:59.1	74			
Loop Time	9:54.0	+1:55.7	74	9:43.7	+2:04.3	69	7:52.8	+1:29.2	73			
Shooting	2	32.0	+5.0 =14	1	35.0	+10.0 =44	3	1:07.0	+11.0	=32		
Range Time	2:06.8	+1:08.2	74	1:37.8	+42.5	54			3:44.6	+1:46.2	65	
Course Time	7:47.2	+1:01.7	72	8:05.9	+1:31.2	77	7:52.8	+1:29.2	73	23:45.9	+4:02.1	75
75	50	KONRAD Sarah	USA			8	27:30.6	+4:59.2	75			
Cumulative Time	10:25.9	+2:27.6	79	20:34.9	+4:50.7	80	27:30.6	+4:59.2	75			
Loop Time	10:25.9	+2:27.6	79	10:09.0	+2:29.6	74	6:55.7	+32.1	22			
Shooting	4	44.0	+17.0	75	4	37.0	+12.0 =61	8	1:21.0	+25.0	71	
Range Time	3:06.4	+2:07.8	82	3:00.6	+2:05.3	81			6:07.0	+4:08.6	83	
Course Time	7:19.5	+34.0	35	7:08.4	+33.7	36	6:55.7	+32.1	22	21:23.6	+1:39.8	29
76	77	PARENT Marie Pierre	CAN			2	27:31.1	+4:59.7	76			
Cumulative Time	9:02.0	+1:03.7	56	19:13.2	+3:29.0	71	27:31.1	+4:59.7	76			
Loop Time	9:02.0	+1:03.7	56	10:11.2	+2:31.8	76	8:17.9	+1:54.3	81			
Shooting	0	35.0	+8.0 =34	2	35.0	+10.0 =44	2	1:10.0	+14.0	=42		
Range Time	1:08.3	+9.7 =34		2:10.6	+1:15.3 =68				3:18.9	+1:20.5	58	
Course Time	7:53.7	+1:08.2	74	8:00.6	+1:25.9	76	8:17.9	+1:54.3	81	24:12.2	+4:28.4	77
77	84	PURDEA Mihaela	ROM			4	27:32.7	+5:01.3	77			
Cumulative Time	9:22.0	+1:23.7	67	19:32.2	+3:48.0	75	27:32.7	+5:01.3	77			
Loop Time	9:22.0	+1:23.7	67	10:10.2	+2:30.8	75	8:00.5	+1:36.9	76			
Shooting	1	37.0	+10.0 =48	3	31.0	+6.0 =23	4	1:08.0	+12.0	=34		
Range Time	1:38.6	+40.0	61	2:36.3	+1:41.0	76			4:14.9	+2:16.5	73	
Course Time	7:43.4	+57.9	68	7:33.9	+59.2 =66		8:00.5	+1:36.9	76	23:17.8	+3:34.0	71
78	5	VASILJEVIC Aleksandra	BIH			1	28:10.9	+5:39.5	78			
Cumulative Time	10:24.4	+2:26.1	78	20:04.6	+4:20.4	78	28:10.9	+5:39.5	78			
Loop Time	10:24.4	+2:26.1	78	9:40.2	+2:00.8	68	8:06.3	+1:42.7	78			
Shooting	1	49.0	+22.0	78	0	43.0	+18.0 =72	1	1:32.0	+36.0	76	
Range Time	1:56.6	+58.0	68	1:18.2	+22.9	28			3:14.8	+1:16.4	55	
Course Time	8:27.8	+1:42.3	80	8:22.0	+1:47.3	81	8:06.3	+1:42.7	78	24:56.1	+5:12.3	80
79	16	STARCEVIC Petra	CRO			2	28:11.9	+5:40.5	79			
Cumulative Time	11:03.8	+3:05.5	81	20:32.6	+4:48.4	79	28:11.9	+5:40.5	79			
Loop Time	11:03.8	+3:05.5	81	9:28.8	+1:49.4	65	7:39.3	+1:15.7	67			
Shooting	2	55.0	+28.0	82	0	43.0	+18.0 =72	2	1:38.0	+42.0	=78	
Range Time	2:29.8	+1:31.2	77	1:15.1	+19.8	27			3:44.9	+1:46.5	66	
Course Time	8:34.0	+1:48.5	81	8:13.7	+1:39.0	79	7:39.3	+1:15.7	67	24:27.0	+4:43.2	79
80	81	TREACY Carolyn	USA			4	28:18.7	+5:47.3	80			
Cumulative Time	9:35.0	+1:36.7	71	20:04.0	+4:19.8	77	28:18.7	+5:47.3	80			
Loop Time	9:35.0	+1:36.7	71	10:29.0	+2:49.6	80	8:14.7	+1:51.1	80			
Shooting	1	39.0	+12.0 =59	3	29.0	+4.0 =10	4	1:08.0	+12.0	=34		
Range Time	1:38.9	+40.3	63	2:37.7	+1:42.4	77			4:16.6	+2:18.2	74	
Course Time	7:56.1	+1:10.6	75	7:51.3	+1:16.6	74	8:14.7	+1:51.1	80	24:02.1	+4:18.3	76



COMPETITION ANALYSIS / ANALYSE DE LA COMPÉTITION

CESANA SAN SICARIO THU 16 FEB 2006 / JEU 16 FEV 2006 START TIME / DEBUT 12:00 END TIME / FINI A 13:09

Rank	Bib	Name	NOC Code			T						
Loop 1			Loop 2			Loop 3			Result	Behind	Rk.	
	Time	Behind	Rk.	Time	Behind	Rk.	Time	Behind	Rk.			
81	12	CIURINA Valentina	MDA			4	30:04.2	+7:32.8	81			
Cumulative Time	10:59.1	+3:00.8	80	21:57.2	+6:13.0	81				30:04.2	+7:32.8	81
Loop Time	10:59.1	+3:00.8	80	10:58.1	+3:18.7	81	8:07.0	+1:43.4	79			
Shooting	2	52.0	+25.0	80	2	51.0	+26.0	79	4	1:43.0	+47.0	=81
Range Time	2:31.6	+1:33.0	78	2:30.1	+1:34.8	73				5:01.7	+3:03.3	80
Course Time	8:27.5	+1:42.0	79	8:28.0	+1:53.3	82	8:07.0	+1:43.4	79	25:02.5	+5:18.7	81
82	19	GOTTSCHALL Zsofia	HUN			6	31:09.1	+8:37.7	82			
Cumulative Time	11:50.3	+3:52.0	83	23:05.4	+7:21.2	82				31:09.1	+8:37.7	82
Loop Time	11:50.3	+3:52.0	83	11:15.1	+3:35.7	82	8:03.7	+1:40.1	77			
Shooting	3	54.0	+27.0	81	3	48.0	+23.0	78	6	1:42.0	+46.0	80
Range Time	3:07.2	+2:08.6	83	2:57.6	+2:02.3	80				6:04.8	+4:06.4	82
Course Time	8:43.1	+1:57.6	82	8:17.5	+1:42.8	80	8:03.7	+1:40.1	77	25:04.3	+5:20.5	82
83	29	ISBEJ Veronica	CHI			4	33:52.0	+11:20.6	83			
Cumulative Time	11:38.6	+3:40.3	82	24:17.1	+8:32.9	83				33:52.0	+11:20.6	83
Loop Time	11:38.6	+3:40.3	82	12:38.5	+4:59.1	83	9:34.9	+3:11.3	83			
Shooting	1	56.0	+29.0	83	3	54.0	+29.0	82	4	1:50.0	+54.0	83
Range Time	2:05.1	+1:06.5	72	3:11.2	+2:15.9	82				5:16.3	+3:17.9	81
Course Time	9:33.5	+2:48.0	83	9:27.3	+2:52.6	83	9:34.9	+3:11.3	83	28:35.7	+8:51.9	83

Did not start

49 PYLEVA Olga

RUS

LEGEND

= Sign indicates a tie for rank Rk. Rank T Total penalties



WORLD CUP SPRINT SCORE WOMEN SCORE EN COUPE DU MONDE SPRINT DAMES INTERMEDIATE AFTER 7 COMPETITIONS

As of THU 16 FEB 2006 / En date du JEU 16 FEV 2006

World Cup Events			
1 Oestersund, Women 7.5 km Sprint	26 NOV 2005	6 Antholz-Anterselva, Women 7.5 km Sprint	19 JAN 2006
2 Hochfilzen, Women 7.5 km Sprint	9 DEC 2005	7 Cesana San Sicario, Women's 7.5 km Sprint	16 FEB 2006
3 Brezno-Osrblie, Women 7.5 km Sprint	17 DEC 2005	8 Pokljuka, Women 7.5 km Sprint	9 MAR 2006
4 Oberhof, Women 7.5 km Sprint	7 JAN 2006	9 Kontiolahti, Women 7.5 km Sprint	16 MAR 2006
5 Ruhpolding, Women 7.5 km Sprint	13 JAN 2006	10 Oslo Holmenkollen, Women 7.5 km Sprint	23 MAR 2006

Rank	Name	NOC Code	Total	1	2	3	4	5	6	7	8	9	10
1	WILHELM Kati	GER	285	20/11	1/50	2/46	1/50	2/46	1/50	7/32			
2	ISHMOURATOVA Svetlana	RUS	219	7/32	2/46	4/40	7/32	3/43		10/26			
3	OLOFSSON Anna Carin	SWE	209	24/7	8/30	1/50	2/46	8/30		2/46			
4	DISL Uschi	GER	193	1/50	3/43	8/30	8/30		4/40	34			
5	BAILLY Sandrine	FRA	184	4/40	21/10		27/4	1/50	2/46	6/34			
6	ZAITSEVA Olga	RUS	161	5/37	14/18	=17/14		7/32	7/32	9/28			
7	GLAGOW Martina	GER	153	9/28	12/22		5/37	6/34	14/18	17/14			
8	AKHATOVA Albina	RUS	146		10/26	40		5/37	3/43	4/40			
9	TJORHOM Linda	NOR	142	10/26	27/4		3/43	13/20	5/37	19/12			
10	POIREE Liv Grete	NOR	141	40	5/37		15/16	4/40	10/26	12/22			
11	APEL Katrin	GER	132	3/43	11/24	10/26	35	=17/14	15/16	22/9			
12	HENKEL Andrea	GER	132	14/18	6/34	67	9/28	14/18	6/34				
13	DENKINGER Simone	GER	117	18/13	4/40	35	6/34	34	8/30				
14	BAVEREL-ROBERT Florence	FRA	109	49	26/5	12/22	DNS	12/22	21/10	1/50			
15	ZUBRILOVA Olena	BLR	109	12/22	7/32	16/15	55	30/1	29/2	5/37			
16	HOU Yuxia	CHN	104	48	31	6/34	17/14	9/28	9/28	54			
17	NAZAROVA Olga	BLR	103	46	30/1	7/32	14/18	43	12/22	8/30			
18	LIU Xianying	CHN	91	26/5	33	15/16	12/22	11/24	31	11/24			
19	EFREMOVA Liilia	UKR	86	34	45	3/43	64	78	55	3/43			
20	PYLEVA Olga	RUS	80	61	15/16	13/20	4/40		27/4	DNS			
21	KOCHER Zina	CAN	75	23/8	13/20	5/37	39	21/10	57	62			
22	GWIZDON Magdalena	POL	74	8/30	69	26/5	22/9	=17/14	26/5	20/11			
23	BECAERT Sylvie	FRA	63		38	14/18	11/24	40	13/20	30/1			
24	BOGALIY Anna	RUS	59	6/34	58	70		19/12	18/13				
25	NIKOULTCHINA Irina	BUL	58	68	22/9	=17/14	13/20	16/15		36			
26	BRANKOVIC Tadeja	SLO	57	2/46	41	20/11	46	35		31			
27	GREGORIN Teja	SLO	57	39	16/15	43		54	11/24	=14/18			
28	DAFOVSKA Ekaterina	BUL	56	17/14	DNS		10/26	15/16		33			
29	PONZA Michela	ITA	56	13/20	24/7	36		22/9	35	13/20			
30	GUSEVA Natalia	RUS	55	19/12	46	=23/8		10/26	22/9				
31	SUN Ribo	CHN	43	25/6	43	56	18/13	31	17/14	21/10			
32	IVANOVA Ekaterina	BLR	37	43	9/28	22/9	42	39	36	37			
33	BEER Katja	GER	37	11/24	18/13	34	53	33					
34	PERETTO Delphyne	FRA	35	29/2	78	73	16/15	44	37	=14/18			
35	BERGER Tora	NOR	33	32	17/14		45	37	20/11	23/8			
36	FILIPOVA Pavlina	BUL	28	54	47	9/28	DNF	32		46			
37	KHVOSTENKO Oksana	UKR	26	35	56	11/24		29/2	32	49			
38	MALI Andreja	SLO	26	27/4	20/11	27/4	24/7	DNS		59			
39	GRUDICEK Dijana	SLO	23	15/16	73	57		58	24/7	55			
40	DONG Xue	CHN	22	21/10	53	46	19/12	48	=33				
41	HALINAROVA Martina	SVK	19	47	44	77		27/4	45	16/15			
42	MALGINA Irina	RUS	18	16/15	28/3	42							
43	KONG Yingchao	CHN	18	50	36	30/1	21/10	68	39	24/7			
44	SOKOLOVA Natalia	BLR	15	65	34	38	34	56	16/15				
45	LEVTCHENKOVA Natalia	MDA	15	53	57	29/2	25/6	24/7	=33	41			
46	LEBEDEVA Anna	KAZ	14	71	23/8	32	51	25/6	71	52			
47	JACQUIN Pauline	FRA	14			25/6	70	36	23/8				
48	RASIMOVICIUTE Diana	LTU	13		DNS			DNS	DNS	18/13			
49	GROS Christelle	FRA	13	33	60	21/10	28/3	45	=47				
50	SANTER Saskia	ITA	12	57	19/12	31			40	57			
51	REZLEROVA Magda	CZE	12	85	39	19/12	33	53		61			
52	NEUNER Magdalena	GER	12					41	19/12				
53	FLATLAND Ann Kristin	NOR	12	59	59	83	20/11		30/1				
54	ANDREASSEN Gunn Margit	NOR	12	22/9	35		38	28/3					
55	POPOVA Radka	BUL	11	89	52	48	49	20/11		58			
56	MAKARAINEN Kaisa	FIN	10	94	29/2	58	44	23/8	53				



**WORLD CUP SPRINT SCORE WOMEN
 SCORE EN COUPE DU MONDE SPRINT DAMES
 INTERMEDIATE AFTER 7 COMPETITIONS**

As of THU 16 FEB 2006 / En date du JEU 16 FEV 2006

Rank	Name	NOC Code	Total	1	2	3	4	5	6	7	8	9	10
57	PALKA Krystyna	POL	9	69		76	50	47	28/3	25/6			
58	ZIKOUNKOVA Ksenia	BLR	8	66	70	=23/8	40	65	76				
59	SOROKINA Anna	RUS	8				23/8						
60	MEGURO Kanae	JPN	8	51	76	54	29/2	66	25/6	64			
61	JONSSON Helena	SWE	6		25/6	39		DNS					
62	SANTER Nathalie	ITA	5	62	50		32	50	38	26/5			
63	KOBLAR Andreja	SLO	5	52	54	50	26/5	49					
64	DOMEIJ Sofia	SWE	5	96	87	59		26/5					
65	MIHOKOVA Sona	SVK	4	78	84			74	56	27/4			
66	LIDUMA Madara	LAT	3	41	81	49	43	67		28/3			
67	EIKELAND Liv Kjersti	NOR	3	28/3	48	69	DNS	69					
68	GRZYWA Magdalena	POL	3	80	65	28/3		80	51				
69	PAVKOVCEKOVA Marcela	SVK	2	63	32	60		46	43	29/2			
70	ISTAD-KRISTIANSEN Gro Marit	NOR	1	30/1	61		52	70		40			
71	ANISIMOVA Olga	RUS	1				30/1						

NOTE

Numbers separated by a slash indicate World Cup rank / points. Number of points awarded for each rank is shown in the table below:

Place	1	2	3	4	5	6	7	8	9	10	11	12	13	14	15	16	17	18	19	20	21	22	23	24	25	26	27	28	29	30
Points	50	46	43	40	37	34	32	30	28	26	24	22	20	18	16	15	14	13	12	11	10	9	8	7	6	5	4	3	2	1

LEGEND

DNF Did not finish **DNS** Did not start



FINAL RESULTS - COMPETITION DATA SUMMARY
RÉSULTATS DÉFINITIFS - RÉSUMÉ DES DONNÉES DE COMPÉTITION

CESANA SAN SICARIO SAT 18 FEB 2006 / SAM 18 FEV 2006 START TIME / DEBUT 14:30 END TIME / FINI A 15:13

Participation

Number of Entries:	60
Did not start:	3
Did not finish:	1
Disqualified:	0
Ranked Competitors:	56

Atmospheric Conditions at the Stadium

	30 min. before Start	At Start Time	30 min. after Start	At End Time
Weather	Mostly Cloudy	Mostly Cloudy	Partly Cloudy	Partly Cloudy
Snow Condition	Packed powder	Packed powder	Packed	Packed
Snow Temperature	0.0 °C	0.0 °C	0.0 °C	0.0 °C
Air Temperature	1.2 °C	2.8 °C	2.2 °C	2.2 °C
Humidity	70 %	59 %	60 %	60 %
Wind Direction/Speed	SW 1.5 m/s	NW 0.8 m/s	NNW 1.0 m/s	NNW 1.0 m/s

Jury Information

IBU Technical Delegate - Chairman	BAIER Norbert	GER
IBU Assistant Technical Delegate	ROGNSTAD Johnny	NOR
Chief of Competition	PRUCKER Ubaldo	ITA
Member	AMAT Jean Pierre	FRA
Member	POPOV Alexandr	BLR

Course Information


red 2.5 km + red 2.5 km + red 2.5 km + red 2.5 km + red 2.5 km

Total Course Length:	12.500 m
Height Difference:	48 m
Max. Climb:	13 m
Total Climb:	415 m

Jury Decisions


none

IBU Technical Delegate - Chairman



BAIER Norbert (GER)

IBU Assistant Technical Delegate



ROGNSTAD Johnny (NOR)

LEGEND

NNW North-Northwest **NW** Northwest **SW** Southwest



FINAL RESULTS / RÉSULTATS DÉFINITIFS

CESANA SAN SICARIO SAT 18 FEB 2006 / SAM 18 FEV 2006 START TIME / DEBUT 14:30 END TIME / FINI A 15:13

Rank	Bib	Name	NOC Code	Start Behind	P	P	S	S	T	Result	WC
1	5	DEFRASNE Vincent	FRA	0:43	0	0	0	2	2	35:20.2	50
2	12	BJOERNDALEN Ole Einar	NOR	1:14	0	1	1	1	3	+2.7	46
3	1	FISCHER Sven	GER	0:00	2	2	0	0	4	+15.6	43
4	13	BRICIS Ilmars	LAT	1:15	0	1	0	0	1	+26.7	40
5	2	HANEVOLD Halvard	NOR	0:08	0	0	3	0	3	+37.5	37
6	3	ANDRESEN Frode	NOR	0:20	0	3	1	1	5	+56.7	34
7	16	SUMANN Christoph	AUT	1:31	1	0	1	0	2	+1:19.5	32
8	35	GREIS Michael	GER	2:11	1	0	0	0	1	+1:19.7	30
9	10	TCHOUDOV Maxim	RUS	1:09	2	0	0	2	4	+1:21.2	28
10	19	ROBERT Julien	FRA	1:43	1	0	0	0	1	+1:55.7	26
11	22	KRUGLOV Nikolay	RUS	1:54	0	0	0	0	0	+1:58.7	24
12	7	GROSS Ricco	GER	1:04	1	0	0	1	2	+2:03.3	22
13	41	VUILLERMOZ Rene Laurent	ITA	2:35	1	1	0	0	2	+2:07.1	20
14	28	DE LORENZI Christian	ITA	2:03	0	1	0	1	2	+2:08.3	18
15	6	TCHEREZOV Ivan	RUS	0:57	1	1	1	0	3	+2:09.5	16
16	11	VITEK Zdenek	CZE	1:13	1	0	1	2	4	+2:10.0	15
17	23	PALLHUBER Wilfried	ITA	1:54	0	1	0	1	2	+2:10.1	14
18	20	SIKORA Tomasz	POL	1:43	2	0	1	1	4	+2:11.4	13
19	15	WOLF Alexander	GER	1:23	0	2	0	2	4	+2:15.2	12
20	8	NILSSON Mattias Jr.	SWE	1:07	1	1	0	1	3	+2:27.2	11
21	27	ROTTMANN Wolfgang	AUT	2:00	0	2	1	1	4	+2:30.3	10
22	17	ECKHOFF Stian	NOR	1:36	1	2	0	1	4	+2:40.0	9
23	47	PUURUNEN Paavo	FIN	2:46	0	0	1	0	1	+2:41.0	8
24	45	SIMMEN Matthias	SUI	2:45	1	0	0	0	1	+2:48.6	7
25	4	PERNER Wolfgang	AUT	0:40	3	3	0	1	7	+2:53.3	6
26	31	HURAJT Pavol	SVK	2:06	0	2	0	0	2	+3:00.4	5
27	14	FERRY Bjorn	SWE	1:20	1	0	0	3	4	+3:05.3	4
28	25	VALIULLIN Rustam	BLR	1:57	2	1	2	0	5	+3:12.5	3
29	30	RYZHENKOV Oleg	BLR	2:04	1	0	2	2	5	+3:17.6	2
30	26	ZIEMIANIN Wieslaw	POL	1:59	0	1	0	0	1	+3:22.1	1
31	44	DOSTAL Roman	CZE	2:39	0	0	2	2	4	+3:27.8	
32	32	NOVIKOV Sergei	BLR	2:07	0	1	2	1	4	+3:29.4	
33	29	DERYZEMLYA Andriy	UKR	2:04	2	0	2	0	4	+3:34.1	
34	57	SLESINGR Michal	CZE	3:11	0	0	1	0	1	+3:43.5	
35	21	RUDENCHYK Vitaliy	BUL	1:48	1	1	2	0	4	+3:44.5	
36	18	ZHANG Chengye	CHN	1:39	0	1	2	4	7	+3:44.5	
37	40	ISA Hidenori	JPN	2:26	2	0	2	0	4	+3:51.0	
38	37	BURKE Tim	USA	2:16	0	2	2	0	4	+3:57.4	
39	38	MARIC Janez	SLO	2:17	0	1	1	2	4	+4:22.2	
40	39	EKHOLM David	SWE	2:22	2	1	0	0	3	+4:23.6	
41	34	MORAVEC Ondrej	CZE	2:09	1	0	2	1	4	+4:32.1	
42	33	CANNARD Ferreol	FRA	2:08	2	0	1	2	5	+4:47.5	
43	46	LYSENKO Ruslan	UKR	2:45	1	1	0	1	3	+4:56.2	
44	50	BERZINS Janis	LAT	2:58	1	0	0	0	1	+5:02.6	
45	42	TOBRELUTS Indrek	EST	2:36	2	1	1	0	4	+5:05.6	
46	52	CLEGG Robin	CAN	3:01	2	0	1	1	4	+5:10.1	
47	54	GREDLER Ludwig	AUT	3:06	2	1	3	0	6	+5:37.3	
48	51	ZIMELIS Raivis	LAT	3:00	1	1	1	2	5	+5:37.8	
49	43	LEONI David	CAN	2:39	1	0	3	1	5	+5:47.2	
50	48	BAILEY Lowell	USA	2:50	3	1	1	1	6	+6:11.1	
51	53	MATIASKO Miroslav	SVK	3:01	2	2	1	1	6	+6:12.3	
52	49	KASAHARA Tatsumi	JPN	2:55	1	1	2	2	6	+6:21.8	
53	60	LESSING Roland	EST	3:19	1	1	1	1	4	+6:33.2	



FINAL RESULTS / RÉSULTATS DÉFINITIFS

CESANA SAN SICARIO SAT 18 FEB 2006 / SAM 18 FEV 2006 START TIME / DEBUT 14:30 END TIME / FINI A 15:13

Rank	Bib	Name	NOC Code	Start Behind	P	P	S	S	T	Result	WC
54	59	KAZAR Matej	SVK	3:18	2	1	2	2	7	+7:26.4	
55	58	CHERVYHKOV Aleksandr	KAZ	3:16	2	0	2	2	6	+8:08.2	
56	56	LIBIETIS Kristaps	LAT	3:10	1	0	3	2	6	+8:31.0	

Did not start

24	TCHEPIKOV Sergei	RUS	1:57
36	BILANENKO Olexander	UKR	2:15
55	BERGMAN Carl Johan	SWE	3:10

Did not finish

9	POIREE Raphael	FRA	1:07	2	0
---	----------------	-----	------	---	---

LEGEND

P Prone S Standing T Total penalties WC World Cup



COMPETITION ANALYSIS / ANALYSE DE LA COMPÉTITION

CESANA SAN SICARIO SAT 18 FEB 2006 / SAM 18 FEV 2006 START TIME / DEBUT 14:30 END TIME / FINI A 15:13

Rank	Bib	Name	NOC Code		T														
		Loop 1	Loop 2	Loop 3	Loop 4	Loop 5	Result	Behind	Rk.										
		Time	Rank	Time	Rank	Time	Rank	Time	Rank										
1	5	DEFRASNE Vincent	FRA		2	35:20.2	0.0	1											
Cumulative Time	7:56.0	+33.5	3	14:54.9	+30.2	2	21:43.2	0.0	1	29:17.1	0.0	1	35:20.2	0.0	1				
Loop Time	7:13.0	+25.8	6	6:58.9	0.0	1	6:48.3	0.0	1	7:33.9	+45.3	28	6:03.1	+11.8	18				
Shooting	0	27.0	+4.0 =2	0	35.0	+8.0 =31	0	23.0	+1.0 =2	2	23.0	+2.0 =2	2	1:48.0	+14.0 =3				
Range Time	52.0	+4.5	2	1:01.6	+7.6	21	48.8	0.0	1	1:36.5	+46.0	42	4:18.9	+11.2	6				
Course Time	6:21.0	+21.3 =38	3	5:57.3	+5.3	3	5:59.5	+3.1	4	5:57.4	+1.3	3	6:03.1	+11.8	18	31:01.3	+35.8	5	
2	12	BJOERNDALEN Ole Einar	NOR		3	35:22.9	+2.7	2											
Cumulative Time	8:01.2	+38.7	4	15:09.7	+45.0	3	22:17.8	+34.6	2	29:23.6	+6.5	2	35:22.9	+2.7	2				
Loop Time	6:47.2	0.0	1	7:08.5	+9.6 =14	7:08.1	+19.8 =14	7:05.8	+17.2	5	5:59.3	+8.0 =11							
Shooting	0	23.0	0.0	1	1	28.0	+1.0 =3	1	1	22.0	0.0	1	1	1	1	3	1:34.0	0.0	1
Range Time	47.5	0.0	1	1:16.5	+22.5	26	1:11.7	+22.9	23	1:09.4	+18.9	24	4:25.1	+17.4	9				
Course Time	5:59.7	0.0	1	5:52.0	0.0	1	5:56.4	0.0	1	5:56.4	+0.3	2	5:59.3	+8.0 =11	30:57.8	+32.3	4		
3	1	FISCHER Sven	GER		4	35:35.8	+15.6	3											
Cumulative Time	8:03.6	+41.1	5	15:46.9	+1:22.2	5	22:45.6	+1:02.4	4	29:44.5	+27.4	3	35:35.8	+15.6	3				
Loop Time	8:03.6	+1:16.4	43	7:43.3	+44.4	39	6:58.7	+10.4	4	6:58.9	+10.3	2	5:51.3	0.0	1				
Shooting	2	29.0	+6.0 =9	2	30.0	+3.0 =8	0	30.0	+8.0 =33	0	29.0	+8.0 =33	4	1:58.0	+24.0 =11				
Range Time	1:42.6	+55.1	41	1:42.1	+48.1	47	53.7	+4.9 =7	51.9	+1.4	6	5:10.3	+1:02.6	22					
Course Time	6:21.0	+21.3 =38	6:01.2	+9.2	5	6:05.0	+8.6	13	6:07.0	+10.9	7	5:51.3	0.0	1	30:25.5	0.0	1		
4	13	BRICIS Ilmars	LAT		1	35:46.9	+26.7	4											
Cumulative Time	8:27.1	+1:04.6	6	15:56.6	+1:31.9	7	23:04.0	+1:20.8	7	29:52.6	+35.5	5	35:46.9	+26.7	4				
Loop Time	7:12.1	+24.9	5	7:29.5	+30.6	26	7:07.4	+19.1	13	6:48.6	0.0	1	5:54.3	+3.0	4				
Shooting	0	32.0	+9.0 =21	1	34.0	+7.0 =23	0	33.0	+11.0 =48	0	27.0	+6.0 =17	1	2:06.0	+32.0 =30				
Range Time	57.3	+9.8 =10	1:26.1	+32.1	37	58.4	+9.6	20	52.5	+2.0 =8	4:14.3	+6.6	4						
Course Time	6:14.8	+15.1	15	6:03.4	+11.4	13	6:09.0	+12.6 =18	5:56.1	0.0	1	5:54.3	+3.0	4	31:32.6	+1:07.1	8		
5	2	HANEVOLD Halvard	NOR		3	35:57.7	+37.5	5											
Cumulative Time	7:22.5	0.0	1	14:24.7	0.0	1	22:36.4	+53.2	3	29:45.1	+28.0	4	35:57.7	+37.5	5				
Loop Time	7:14.5	+27.3	11	7:02.2	+3.3	4	8:11.7	+1:23.4	48	7:08.7	+20.1	7	6:12.6	+21.3 =29					
Shooting	0	29.0	+6.0 =9	0	33.0	+6.0 =19	3	29.0	+7.0 =24	0	28.0	+7.0 =22	3	1:59.0	+25.0 =15				
Range Time	55.6	+8.1	5	59.8	+5.8	13	2:13.2	+1:24.4	53	56.9	+6.4	22	5:05.5	+57.8	19				
Course Time	6:18.9	+19.2	30	6:02.4	+10.4	8	5:58.5	+2.1	3	6:11.8	+15.7	11	6:12.6	+21.3 =29	30:52.2	+26.7	3		
6	3	ANDRESEN Frode	NOR		5	36:16.9	+56.7	6											
Cumulative Time	7:28.1	+5.6	2	15:42.5	+1:17.8	4	22:56.9	+1:13.7	5	30:15.8	+58.7	6	36:16.9	+56.7	6				
Loop Time	7:08.1	+20.9	4	8:14.4	+1:15.5	55	7:14.4	+26.1 =18	7:18.9	+30.3	18	6:01.1	+9.8	14					
Shooting	0	30.0	+7.0 =13	3	39.0	+12.0	48	1	23.0	+1.0 =2	1	27.0	+6.0 =17	5	1:59.0	+25.0 =15			
Range Time	56.8	+9.3 =7	2:18.0	+1:24.0	56	1:14.2	+25.4	25	1:17.1	+26.6 =26	5:46.1	+1:38.4	41						
Course Time	6:11.3	+11.6	10	5:56.4	+4.4	2	6:00.2	+3.8	6	6:01.8	+5.7	5	6:01.1	+9.8	14	30:30.8	+5.3	2	
7	16	SUMANN Christoph	AUT		2	36:39.7	+1:19.5	7											
Cumulative Time	9:04.5	+1:42.0	17	16:05.4	+1:40.7	9	23:28.2	+1:45.0	10	30:41.3	+1:24.2	8	36:39.7	+1:19.5	7				
Loop Time	7:33.5	+46.3	22	7:00.9	+2.0	3	7:22.8	+34.5	24	7:13.1	+24.5	12	5:58.4	+7.1	9				
Shooting	1	34.0	+11.0 =41	0	35.0	+8.0 =31	1	30.0	+8.0 =33	0	26.0	+5.0 =11	2	2:05.0	+31.0 =26				
Range Time	1:23.1	+35.6	28	59.6	+5.6	12	1:20.8	+32.0 =30	50.6	+0.1	2	4:34.1	+26.4	12					
Course Time	6:10.4	+10.7	7	6:01.3	+9.3	6	6:02.0	+5.6	9	6:22.5	+26.4	33	5:58.4	+7.1	9	32:05.6	+1:40.1	9	
8	35	GREIS Michael	GER		1	36:39.9	+1:19.7	8											
Cumulative Time	9:45.0	+2:22.5	31	16:50.0	+2:25.3	22	23:41.0	+1:57.8	13	30:40.7	+1:23.6	7	36:39.9	+1:19.7	8				
Loop Time	7:34.0	+46.8	23	7:05.0	+6.1	6	6:51.0	+2.7	2	6:59.7	+11.1	3	5:59.2	+7.9	10				
Shooting	1	33.0	+10.0 =30	0	36.0	+9.0 =39	0	27.0	+5.0 =19	0	27.0	+6.0 =17	1	2:03.0	+29.0 =23				
Range Time	1:21.9	+34.4	25	1:00.4	+6.4	16	53.8	+5.0	10	51.6	+1.1 =3	4:07.7	0.0	1					
Course Time	6:12.1	+12.4	11	6:04.6	+12.6 =16	5:57.2	+0.8	2	6:08.1	+12.0	8	5:59.2	+7.9	10	32:32.2	+2:06.7	16		



COMPETITION ANALYSIS / ANALYSE DE LA COMPÉTITION

CESANA SAN SICARIO SAT 18 FEB 2006 / SAM 18 FEV 2006 START TIME / DEBUT 14:30 END TIME / FINI A 15:13

Rank	Bib	Name	NOC Code		T														
		Loop 1		Loop 2		Loop 3		Loop 4		Loop 5		Result Behind		Rk.					
		Time	Rank	Time	Rank	Time	Rank	Time	Rank	Time	Rank								
9	10	TCHOUDOV Maxim	RUS		4		36:41.4		+1:21.2		9								
Cumulative Time		9:02.8	+1:40.3	14	16:08.5	+1:43.8	11	23:01.4	+1:18.2	6	30:41.4	+1:24.3	9	36:41.4	+1:21.2	9			
Loop Time		7:53.8	+1:06.6	=37	7:05.7	+6.8	9	6:52.9	+4.6	3	7:40.0	+51.4	32	6:00.0	+8.7	13			
Shooting		2	36.0	+13.0	=49	0	35.0	+8.0	=31	0	26.0	+4.0	=12	2	28.0	+7.0	=22		
Range Time		1:47.0	+59.5	44	1:01.0	+7.0	=19	53.1	+4.3	4	1:41.8	+51.3	=46	4	2:05.0	+31.0	=26		
Course Time		6:06.8	+7.1	2	6:04.7	+12.7	19	5:59.8	+3.4	5	5:58.2	+2.1	4	6:00.0	+8.7	13	31:18.5	+53.0	7
10	19	ROBERT Julien	FRA		1		37:15.9		+1:55.7		10								
Cumulative Time		9:21.0	+1:58.5	23	16:38.4	+2:13.7	16	23:46.5	+2:03.3	15	31:01.6	+1:44.5	10	37:15.9	+1:55.7	10			
Loop Time		7:38.0	+50.8	25	7:17.4	+18.5	19	7:08.1	+19.8	=14	7:15.1	+26.5	15	6:14.3	+23.0	32			
Shooting		1	31.0	+8.0	=18	0	34.0	+7.0	=23	0	29.0	+7.0	=24	0	28.0	+7.0	=22		
Range Time		1:20.8	+33.3	22	59.4	+5.4	11	54.7	+5.9	11	53.8	+3.3	10	4:08.7	+1.0	3			
Course Time		6:17.2	+17.5	=21	6:18.0	+26.0	43	6:13.4	+17.0	29	6:21.3	+25.2	31	6:14.3	+23.0	32	33:07.2	+2:41.7	28
11	22	KRUGLOV Nikolay	RUS		0		37:18.9		+1:58.7		11								
Cumulative Time		9:08.7	+1:46.2	19	17:02.0	+2:37.3	=25	24:05.7	+2:22.5	18	31:14.9	+1:57.8	12	37:18.9	+1:58.7	11			
Loop Time		7:14.7	+27.5	12	7:53.3	+54.4	46	7:03.7	+15.4	8	7:09.2	+20.6	8	6:04.0	+12.7	19			
Shooting		0	33.0	+10.0	=30	0	1:22.0	+55.0	57	0	29.0	+7.0	=24	0	31.0	+10.0	=43		
Range Time		58.1	+10.6	13	1:46.7	+52.7	49	56.4	+7.6	14	56.2	+5.7	=15	0	2:55.0	+1:21.0	56		
Course Time		6:16.6	+16.9	19	6:06.6	+14.6	24	6:07.3	+10.9	15	6:13.0	+16.9	15	6:04.0	+12.7	19	32:41.5	+2:16.0	21
12	7	GROSS Ricco	GER		2		37:23.5		+2:03.3		12								
Cumulative Time		8:45.0	+1:22.5	9	16:07.4	+1:42.7	10	23:24.3	+1:41.1	9	31:10.9	+1:53.8	11	37:23.5	+2:03.3	12			
Loop Time		7:41.0	+53.8	28	7:22.4	+23.5	23	7:16.9	+28.6	20	7:46.6	+58.0	37	6:12.6	+21.3	=29			
Shooting		1	32.0	+9.0	=21	0	33.0	+6.0	=19	0	31.0	+9.0	=40	1	30.0	+9.0	=38		
Range Time		1:23.4	+35.9	29	1:01.0	+7.0	=19	58.9	+10.1	21	1:21.0	+30.5	34	4:44.3	+36.6	16			
Course Time		6:17.6	+17.9	25	6:21.4	+29.4	48	6:18.0	+21.6	34	6:25.6	+29.5	37	6:12.6	+21.3	=29	32:39.2	+2:13.7	19
13	41	VUILLERMOZ Rene Laurent	ITA		2		37:27.3		+2:07.1		13								
Cumulative Time		10:03.6	+2:41.1	37	17:27.3	+3:02.6	35	24:27.7	+2:44.5	25	31:33.6	+2:16.5	18	37:27.3	+2:07.1	13			
Loop Time		7:28.6	+41.4	=20	7:23.7	+24.8	24	7:00.4	+12.1	5	7:05.9	+17.3	6	5:53.7	+2.4	3			
Shooting		1	27.0	+4.0	=2	1	27.0	0.0	=1	0	25.0	+3.0	=6	0	25.0	+4.0	=6		
Range Time		1:17.6	+30.1	20	1:20.7	+26.7	27	51.9	+3.1	2	50.5	0.0	1	4:20.7	+13.0	8			
Course Time		6:11.0	+11.3	9	6:03.0	+11.0	11	6:08.5	+12.1	17	6:15.4	+19.3	=17	5:53.7	+2.4	3	33:06.6	+2:41.1	27
14	28	DE LORENZI Christian	ITA		2		37:28.5		+2:08.3		14								
Cumulative Time		9:10.8	+1:48.3	20	16:41.9	+2:17.2	20	23:42.4	+1:59.2	14	31:19.0	+2:01.9	14	37:28.5	+2:08.3	14			
Loop Time		7:07.8	+20.6	3	7:31.1	+32.2	29	7:00.5	+12.2	6	7:36.6	+48.0	31	6:09.5	+18.2	25			
Shooting		0	30.0	+7.0	=13	1	36.0	+9.0	=39	0	32.0	+10.0	=45	1	31.0	+10.0	=43		
Range Time		57.1	+9.6	9	1:26.0	+32.0	36	57.0	+8.2	16	1:20.8	+30.3	33	4:40.9	+33.2	14			
Course Time		6:10.7	+11.0	8	6:05.1	+13.1	20	6:03.5	+7.1	10	6:15.8	+19.7	20	6:09.5	+18.2	25	32:47.6	+2:22.1	25
15	6	TCHEREZOV Ivan	RUS		3		37:29.7		+2:09.5		15								
Cumulative Time		8:38.5	+1:16.0	8	16:24.9	+2:00.2	13	24:06.1	+2:22.9	19	31:18.2	+2:01.1	13	37:29.7	+2:09.5	15			
Loop Time		7:41.5	+54.3	29	7:46.4	+47.5	=43	7:41.2	+52.9	=32	7:12.1	+23.5	11	6:11.5	+20.2	27			
Shooting		1	32.0	+9.0	=21	1	37.0	+10.0	=44	1	28.0	+6.0	=22	0	28.0	+7.0	=22		
Range Time		1:23.7	+36.2	32	1:29.7	+35.7	43	1:21.3	+32.5	32	54.2	+3.7	12	5:08.9	+1:01.2	21			
Course Time		6:17.8	+18.1	26	6:16.7	+24.7	41	6:19.9	+23.5	39	6:17.9	+21.8	25	6:11.5	+20.2	27	32:20.8	+1:55.3	14
16	11	VITEK Zdenek	CZE		4		37:30.2		+2:10.0		16								
Cumulative Time		8:49.9	+1:27.4	10	15:56.2	+1:31.5	6	23:32.6	+1:49.4	11	31:32.5	+2:15.4	16	37:30.2	+2:10.0	16			
Loop Time		7:36.9	+49.7	24	7:06.3	+7.4	10	7:36.4	+48.1	28	7:59.9	+1:11.3	44	5:57.7	+6.4	8			
Shooting		1	28.0	+5.0	=6	0	28.0	+1.0	=3	1	36.0	+14.0	=53	2	25.0	+4.0	=6		
Range Time		1:18.7	+31.2	21	54.2	+0.2	2	1:25.8	+37.0	38	1:39.8	+49.3	44	5:18.5	+1:10.8	25			
Course Time		6:18.2	+18.5	27	6:12.1	+20.1	34	6:10.6	+14.2	23	6:20.1	+24.0	29	5:57.7	+6.4	8	32:11.7	+1:46.2	11



COMPETITION ANALYSIS / ANALYSE DE LA COMPÉTITION

CESANA SAN SICARIO SAT 18 FEB 2006 / SAM 18 FEV 2006 START TIME / DEBUT 14:30 END TIME / FINI A 15:13

Rank	Bib	Name	NOC Code		T													
		Loop 1	Loop 2	Loop 3	Loop 4	Loop 5	Result	Behind	Rk.									
		Time	Rank	Time	Rank	Time	Rank	Time	Rank									
17	23	PALLHUBER Wilfried	ITA		2	37:30.3	+2:10.1	17										
Cumulative Time	9:07.8	+1:45.3	18	16:41.6	+2:16.9	19	23:46.8	+2:03.6	16	31:21.1	+2:04.0	15	37:30.3	+2:10.1	17			
Loop Time	7:13.8	+26.6	8	7:33.8	+34.9	31	7:05.2	+16.9	10	7:34.3	+45.7	29	6:09.2	+17.9	24			
Shooting	0	29.0	+6.0 =9	1	34.0	+7.0 =23	0	34.0	+12.0 =51	1	32.0	+11.0 =48	2	2:09.0	+35.0 =36			
Range Time	56.8	+9.3	=7	1:25.2	+31.2	34	1:00.6	+11.8	22	1:22.1	+31.6	36	4:44.7	+37.0	17			
Course Time	6:17.0	+17.3	20	6:08.6	+16.6	27	6:04.6	+8.2	12	6:12.2	+16.1	12	6:09.2	+17.9	24	32:45.6	+2:20.1	23
18	20	SIKORA Tomasz	POL		4	37:31.6	+2:11.4	18										
Cumulative Time	9:46.8	+2:24.3	32	16:47.2	+2:22.5	21	24:06.7	+2:23.5	20	31:34.0	+2:16.9	19	37:31.6	+2:11.4	18			
Loop Time	8:03.8	+1:16.6	44	7:00.4	+1.5	2	7:19.5	+31.2	22	7:27.3	+38.7	24	5:57.6	+6.3	7			
Shooting	2	31.0	+8.0 =18	0	30.0	+3.0 =8	1	23.0	+1.0 =2	1	26.0	+5.0 =11	4	1:50.0	+16.0	5		
Range Time	1:47.6	+1:00.1	45	57.3	+3.3	6	1:18.4	+29.6	26	1:18.2	+27.7	28	5:21.5	+1:13.8	27			
Course Time	6:16.2	+16.5	18	6:03.1	+11.1	12	6:01.1	+4.7	7	6:09.1	+13.0	9	5:57.6	+6.3	7	32:10.1	+1:44.6	10
19	15	WOLF Alexander	GER		4	37:35.4	+2:15.2	19										
Cumulative Time	8:36.6	+1:14.1	7	16:31.9	+2:07.2	14	23:35.5	+1:52.3	12	31:33.0	+2:15.9	17	37:35.4	+2:15.2	19			
Loop Time	7:13.6	+26.4	7	7:55.3	+56.4	48	7:03.6	+15.3	7	7:57.5	+1:08.9	40	6:02.4	+11.1	=16			
Shooting	0	32.0	+9.0 =21	2	32.0	+5.0 =15	0	28.0	+6.0 =22	2	28.0	+7.0 =22	4	2:00.0	+26.0 =17			
Range Time	56.1	+8.6	6	1:47.6	+53.6	50	53.3	+4.5	5	1:41.8	+51.3	=46	5:18.8	+1:11.1	26			
Course Time	6:17.5	+17.8	24	6:07.7	+15.7	26	6:10.3	+13.9	22	6:15.7	+19.6	19	6:02.4	+11.1	=16	32:16.6	+1:51.1	12
20	8	NILSSON Mattias Jr.	SWE		3	37:47.4	+2:27.2	20										
Cumulative Time	8:58.3	+1:35.8	12	16:40.0	+2:15.3	18	23:52.0	+2:08.8	17	31:37.8	+2:20.7	20	37:47.4	+2:27.2	20			
Loop Time	7:51.3	+1:04.1	35	7:41.7	+42.8	38	7:12.0	+23.7	17	7:45.8	+57.2	36	6:09.6	+18.3	26			
Shooting	1	34.0	+11.0 =41	1	31.0	+4.0 =10	0	27.0	+5.0 =19	1	30.0	+9.0 =38	3	2:02.0	+28.0 =20			
Range Time	1:25.5	+38.0	36	1:24.4	+30.4	29	53.7	+4.9	=7	1:22.7	+32.2	37	5:06.3	+58.6	20			
Course Time	6:25.8	+26.1	46	6:17.3	+25.3	42	6:18.3	+21.9	=35	6:23.1	+27.0	34	6:09.6	+18.3	26	32:41.1	+2:15.6	20
21	27	ROTTMANN Wolfgang	AUT		4	37:50.5	+2:30.3	21										
Cumulative Time	9:04.2	+1:41.7	16	17:02.7	+2:38.0	27	24:22.5	+2:39.3	22	31:57.5	+2:40.4	23	37:50.5	+2:30.3	21			
Loop Time	7:04.2	+17.0	2	7:58.5	+59.6	50	7:19.8	+31.5	23	7:35.0	+46.4	30	5:53.0	+1.7	2			
Shooting	0	32.0	+9.0 =21	2	41.0	+14.0 =51	1	24.0	+2.0	5	32.0	+11.0 =48	4	2:09.0	+35.0 =36			
Range Time	55.2	+7.7	4	1:55.6	+1:01.6	53	1:13.6	+24.8	24	1:20.4	+29.9	32	5:24.8	+1:17.1	29			
Course Time	6:09.0	+9.3	6	6:02.9	+10.9	10	6:06.2	+9.8	14	6:14.6	+18.5	16	5:53.0	+1.7	2	32:25.7	+2:00.2	15
22	17	ECKHOFF Stian	NOR		4	38:00.2	+2:40.0	22										
Cumulative Time	9:18.5	+1:56.0	22	17:18.4	+2:53.7	32	24:25.2	+2:42.0	23	31:58.1	+2:41.0	24	38:00.2	+2:40.0	22			
Loop Time	7:42.5	+55.3	30	7:59.9	+1:01.0	51	7:06.8	+18.5	12	7:32.9	+44.3	27	6:02.1	+10.8	15			
Shooting	1	33.0	+10.0 =30	2	34.0	+7.0 =23	0	30.0	+8.0 =33	1	30.0	+9.0 =38	4	2:07.0	+33.0 =33			
Range Time	1:22.8	+35.3	=26	1:48.9	+54.9	51	55.9	+7.1	12	1:20.3	+29.8	31	5:27.9	+1:20.2	=31			
Course Time	6:19.7	+20.0	32	6:11.0	+19.0	30	6:10.9	+14.5	=24	6:12.6	+16.5	14	6:02.1	+10.8	15	32:32.3	+2:06.8	17
23	47	PUURUNEN Paavo	FIN		1	38:01.2	+2:41.0	23										
Cumulative Time	10:00.0	+2:37.5	36	17:12.0	+2:47.3	29	24:49.6	+3:06.4	29	31:54.2	+2:37.1	22	38:01.2	+2:41.0	23			
Loop Time	7:14.0	+26.8	9	7:12.0	+13.1	16	7:37.6	+49.3	29	7:04.6	+16.0	4	6:07.0	+15.7	21			
Shooting	0	34.0	+11.0 =41	0	32.0	+5.0 =15	1	31.0	+9.0 =40	0	26.0	+5.0 =11	1	2:03.0	+29.0 =23			
Range Time	59.6	+12.1	16	1:00.2	+6.2	14	1:23.2	+34.4	35	52.1	+1.6	7	4:15.1	+7.4	5			
Course Time	6:14.4	+14.7	13	6:11.8	+19.8	33	6:14.4	+18.0	=30	6:12.5	+16.4	13	6:07.0	+15.7	21	33:46.1	+3:20.6	36
24	45	SIMMEN Matthias	SUI		1	38:08.8	+2:48.6	24										
Cumulative Time	10:27.6	+3:05.1	42	17:35.8	+3:11.1	37	24:40.8	+2:57.6	27	31:51.1	+2:34.0	21	38:08.8	+2:48.6	24			
Loop Time	7:42.6	+55.4	31	7:08.2	+9.3	13	7:05.0	+16.7	9	7:10.3	+21.7	9	6:17.7	+26.4	36			
Shooting	1	34.0	+11.0 =41	0	31.0	+4.0 =10	0	25.0	+3.0 =6	0	28.0	+7.0 =22	1	1:58.0	+24.0 =11			
Range Time	1:25.3	+37.8	35	58.2	+4.2	9	53.4	+4.6	6	51.6	+1.1	=3	4:08.5	+0.8	2			
Course Time	6:17.3	+17.6	23	6:10.0	+18.0	28	6:11.6	+15.2	28	6:18.7	+22.6	27	6:17.7	+26.4	36	34:00.3	+3:34.8	37



COMPETITION ANALYSIS / ANALYSE DE LA COMPÉTITION

CESANA SAN SICARIO SAT 18 FEB 2006 / SAM 18 FEV 2006 START TIME / DEBUT 14:30 END TIME / FINI A 15:13

Rank	Bib	Name	NOC Code		T								
		Loop 1	Loop 2	Loop 3	Loop 4	Loop 5	Result	Behind	Rk.				
		Time	Rank	Time	Rank	Time	Rank	Time	Rank				
25	4	PERNER Wolfgang	AUT		7		38:13.5	+2:53.3	25				
Cumulative Time		9:14.8 +1:52.3	21	17:47.7 +3:23.0	42	24:53.6 +3:10.4	32	32:17.0 +2:59.9	28	38:13.5 +2:53.3	25		
Loop Time		8:34.8 +1:47.6	56	8:32.9 +1:34.0	57	7:05.9 +17.6	11	7:23.4 +34.8	21	5:56.5 +5.2	5		
Shooting	3	31.0 +8.0 =18	3	50.0 +23.0	55 0	30.0 +8.0 =33	1	28.0 +7.0 =22		7	2:19.0 +45.0 =49		
Range Time		2:11.0 +1:23.5	56	2:30.6 +1:36.6	57	56.9 +8.1	15	1:17.1 +26.6 =26			6:55.6 +2:47.9	55	
Course Time		6:23.8 +24.1	44	6:02.3 +10.3	7	6:09.0 +12.6 =18		6:06.3 +10.2	6	5:56.5 +5.2	5	31:17.9 +52.4	6
26	31	HURAJT Pavol	SVK		2		38:20.6	+3:00.4	26				
Cumulative Time		9:26.3 +2:03.8	26	17:36.5 +3:11.8	38	24:50.9 +3:07.7	30	32:01.8 +2:44.7	25	38:20.6 +3:00.4	26		
Loop Time		7:20.3 +33.1 =16		8:10.2 +1:11.3	54	7:14.4 +26.1 =18		7:10.9 +22.3	10	6:18.8 +27.5	37		
Shooting	0	32.0 +9.0 =21	2	35.0 +8.0 =31	0	26.0 +4.0 =12	0	25.0 +4.0 =6		2	1:58.0 +24.0 =11		
Range Time		59.0 +11.5	15	1:55.1 +1:01.1	52	53.7 +4.9 =7		53.9 +3.4	11		4:41.7 +34.0	15	
Course Time		6:21.3 +21.6	40	6:15.1 +23.1	37	6:20.7 +24.3	41	6:17.0 +20.9	23	6:18.8 +27.5	37	33:38.9 +3:13.4	32
27	14	FERRY Bjorn	SWE		4		38:25.5	+3:05.3	27				
Cumulative Time		9:03.6 +1:41.1	15	16:10.5 +1:45.8	12	23:22.2 +1:39.0	8	32:06.3 +2:49.2	26	38:25.5 +3:05.3	27		
Loop Time		7:43.6 +56.4	32	7:06.9 +8.0	12	7:11.7 +23.4	16	8:44.1 +1:55.5	54	6:19.2 +27.9 =39			
Shooting	1	36.0 +13.0 =49	0	36.0 +9.0 =39	0	31.0 +9.0 =40	3	37.0 +16.0	55	4	2:20.0 +46.0	52	
Range Time		1:23.6 +36.1 =30		1:02.3 +8.3	22	57.3 +8.5	17	2:15.9 +1:25.4	55		5:39.1 +1:31.4	37	
Course Time		6:20.0 +20.3	34	6:04.6 +12.6 =16		6:14.4 +18.0 =30		6:28.2 +32.1	41	6:19.2 +27.9 =39		32:46.4 +2:20.9	24
28	25	VALIULLIN Rustam	BLR		5		38:32.7	+3:12.5	28				
Cumulative Time		9:58.6 +2:36.1	34	17:27.8 +3:03.1	36	25:19.2 +3:36.0	36	32:33.4 +3:16.3	30	38:32.7 +3:12.5	28		
Loop Time		8:01.6 +1:14.4	42	7:29.2 +30.3	25	7:51.4 +1:03.1	42	7:14.2 +25.6	14	5:59.3 +8.0 =11			
Shooting	2	33.0 +10.0 =30	1	33.0 +6.0 =19	2	29.0 +7.0 =24	0	31.0 +10.0 =43		5	2:06.0 +32.0 =30		
Range Time		1:49.3 +1:01.8	47	1:24.6 +30.6	30	1:49.6 +1:00.8 =46		56.7 +6.2	21		6:00.2 +1:52.5	45	
Course Time		6:12.3 +12.6	12	6:04.6 +12.6 =16		6:01.8 +5.4	8	6:17.5 +21.4	24	5:59.3 +8.0 =11		32:32.5 +2:07.0	18
29	30	RYZHENKOV Oleg	BLR		5		38:37.8	+3:17.6	29				
Cumulative Time		9:32.6 +2:10.1	27	16:39.1 +2:14.4	17	24:27.0 +2:43.8	24	32:31.5 +3:14.4	29	38:37.8 +3:17.6	29		
Loop Time		7:28.6 +41.4 =20		7:06.5 +7.6	11	7:47.9 +59.6	38	8:04.5 +1:15.9	47	6:06.3 +15.0	20		
Shooting	1	34.0 +11.0 =41	0	35.0 +8.0 =31	2	29.0 +7.0 =24	2	33.0 +12.0 =51		5	2:11.0 +37.0 =41		
Range Time		1:21.1 +33.6	23	1:00.6 +6.6	17	1:43.9 +55.1	42	1:49.1 +58.6	49		5:54.7 +1:47.0	42	
Course Time		6:07.5 +7.8	3	6:05.9 +13.9	23	6:04.0 +7.6	11	6:15.4 +19.3 =17		6:06.3 +15.0	20	32:43.1 +2:17.6	22
30	26	ZIEMIANIN Wieslaw	POL		1		38:42.3	+3:22.1	30				
Cumulative Time		9:24.9 +2:02.4	25	17:14.3 +2:49.6	31	24:39.1 +2:55.9	26	32:11.2 +2:54.1	27	38:42.3 +3:22.1	30		
Loop Time		7:25.9 +38.7	19	7:49.4 +50.5	45	7:24.8 +36.5	25	7:32.1 +43.5	26	6:31.1 +39.8	46		
Shooting	0	32.0 +9.0 =21	1	29.0 +2.0 =6	0	29.0 +7.0 =24	0	28.0 +7.0 =22		1	1:58.0 +24.0 =11		
Range Time		58.9 +11.4	14	1:27.7 +33.7	42	57.4 +8.6	18	56.3 +5.8	18		4:20.3 +12.6	7	
Course Time		6:27.0 +27.3	47	6:21.7 +29.7	50	6:27.4 +31.0	51	6:35.8 +39.7	48	6:31.1 +39.8	46	34:22.0 +3:56.5	40
31	44	DOSTAL Roman	CZE		4		38:48.0	+3:27.8	31				
Cumulative Time		9:59.3 +2:36.8	35	17:01.7 +2:37.0	24	24:52.9 +3:09.7	31	32:45.6 +3:28.5	33	38:48.0 +3:27.8	31		
Loop Time		7:20.3 +33.1 =16		7:02.4 +3.5	5	7:51.2 +1:02.9	41	7:52.7 +1:04.1	39	6:02.4 +11.1 =16			
Shooting	0	33.0 +10.0 =30	0	31.0 +4.0 =10	2	25.0 +3.0 =6	2	23.0 +2.0 =2		4	1:52.0 +18.0 =6		
Range Time		57.3 +9.8 =10		58.7 +4.7	10	1:40.1 +51.3	40	1:36.7 +46.2	43		5:12.8 +1:05.1	23	
Course Time		6:23.0 +23.3	42	6:03.7 +11.7 =14		6:11.1 +14.7	26	6:16.0 +19.9	21	6:02.4 +11.1 =16		33:35.2 +3:09.7	31
32	32	NOVIKOV Sergei	BLR		4		38:49.6	+3:29.4	32				
Cumulative Time		9:24.3 +2:01.8	24	16:54.6 +2:29.9	23	24:58.0 +3:14.8	33	32:41.8 +3:24.7	32	38:49.6 +3:29.4	32		
Loop Time		7:17.3 +30.1	14	7:30.3 +31.4	27	8:03.4 +1:15.1	46	7:43.8 +55.2	34	6:07.8 +16.5	22		
Shooting	0	33.0 +10.0 =30	1	35.0 +8.0 =31	2	38.0 +16.0	56 1	33.0 +12.0 =51		4	2:19.0 +45.0 =49		
Range Time		1:00.1 +12.6	18	1:24.9 +30.9	31	1:53.9 +1:05.1	50	1:25.0 +34.5	40		5:43.9 +1:36.2	39	
Course Time		6:17.2 +17.5 =21		6:05.4 +13.4	21	6:09.5 +13.1	20	6:18.8 +22.7	28	6:07.8 +16.5	22	33:05.7 +2:40.2	26



COMPETITION ANALYSIS / ANALYSE DE LA COMPÉTITION

CESANA SAN SICARIO SAT 18 FEB 2006 / SAM 18 FEV 2006 START TIME / DEBUT 14:30 END TIME / FINI A 15:13

Rank	Bib	Name	NOC Code		T				
		Loop 1	Loop 2	Loop 3	Loop 4	Loop 5	Result	Behind	Rk.
		Time	Rank	Time	Rank	Time	Rank	Time	Rank
33	29	DERYZEMLYA Andriy	UKR		4		38:54.3	+3:34.1	33
Cumulative Time		10:04.6 +2:42.1 38	17:26.3 +3:01.6 34	25:24.4 +3:41.2 37	32:39.9 +3:22.8 31		38:54.3	+3:34.1	33
Loop Time		8:00.6 +1:13.4 41	7:21.7 +22.8 22	7:58.1 +1:09.8 44	7:15.5 +26.9 16	6:14.4 +23.1 33			
Shooting	2	33.0 +10.0 =30 0	31.0 +4.0 =10 2	27.0 +5.0 =19 0	24.0 +3.0 =4		1:55.0	+21.0	9
Range Time		1:51.7 +1:04.2 49	56.5 +2.5 4	1:47.9 +59.1 45	51.8 +1.3 5		5:27.9	+1:20.2	=31
Course Time		6:08.9 +9.2 5	6:25.2 +33.2 52	6:10.2 +13.8 21	6:23.7 +27.6 35	6:14.4 +23.1 33	33:26.4	+3:00.9	30
34	57	SLESINGR Michal	CZE		1		39:03.7	+3:43.5	34
Cumulative Time		10:26.8 +3:04.3 41	17:39.5 +3:14.8 40	25:25.0 +3:41.8 38	32:46.6 +3:29.5 34		39:03.7	+3:43.5	34
Loop Time		7:15.8 +28.6 13	7:12.7 +13.8 18	7:45.5 +57.2 37	7:21.6 +33.0 20	6:17.1 +25.8 35			
Shooting	0	35.0 +12.0 =47 0	36.0 +9.0 =39 1	33.0 +11.0 =48 0	31.0 +10.0 =43		2:15.0	+41.0	=46
Range Time		1:01.3 +13.8 19	1:02.4 +8.4 23	1:25.5 +36.7 37	59.2 +8.7 23		4:28.4	+20.7	11
Course Time		6:14.5 +14.8 14	6:10.3 +18.3 29	6:20.0 +23.6 40	6:22.4 +26.3 32	6:17.1 +25.8 35	34:35.3	+4:09.8	42
35	21	RUDECHYK Vitaliy	BUL		4		39:04.7	+3:44.5	35
Cumulative Time		9:35.0 +2:12.5 28	17:13.8 +2:49.1 30	25:31.1 +3:47.9 39	32:56.4 +3:39.3 35		39:04.7	+3:44.5	35
Loop Time		7:47.0 +59.8 33	7:38.8 +39.9 32	8:17.3 +1:29.0 51	7:25.3 +36.7 22	6:08.3 +17.0 23			
Shooting	1	33.0 +10.0 =30 1	34.0 +7.0 =23 2	37.0 +15.0 55 0	29.0 +8.0 =33		2:13.0	+39.0	45
Range Time		1:22.8 +35.3 =26	1:27.6 +33.6 41	1:59.0 +1:10.2 52	56.6 +6.1 20		5:46.0	+1:38.3	40
Course Time		6:24.2 +24.5 45	6:11.2 +19.2 31	6:18.3 +21.9 =35	6:28.7 +32.6 42	6:08.3 +17.0 23	33:18.7	+2:53.2	29
36	18	ZHANG Chengye	CHN		7		39:04.7	+3:44.5	36
Cumulative Time		8:53.3 +1:30.8 11	16:32.4 +2:07.7 15	24:21.6 +2:38.4 21	33:07.8 +3:50.7 38		39:04.7	+3:44.5	36
Loop Time		7:14.3 +27.1 10	7:39.1 +40.2 =33	7:49.2 +1:00.9 39	8:46.2 +1:57.6 56	5:56.9 +5.6 6			
Shooting	0	27.0 +4.0 =2 1	41.0 +14.0 =51 2	26.0 +4.0 =12 4	28.0 +7.0 =22		2:02.0	+28.0	=20
Range Time		54.4 +6.9 3	1:33.5 +39.5 45	1:41.7 +52.9 41	2:36.0 +1:45.5 56		6:45.6	+2:37.9	52
Course Time		6:19.9 +20.2 33	6:05.6 +13.6 22	6:07.5 +11.1 16	6:10.2 +14.1 10	5:56.9 +5.6 6	32:19.1	+1:53.6	13
37	40	ISA Hidenori	JPN		4		39:11.2	+3:51.0	37
Cumulative Time		10:36.1 +3:13.6 44	17:41.4 +3:16.7 41	25:45.5 +4:02.3 42	32:58.8 +3:41.7 36		39:11.2	+3:51.0	37
Loop Time		8:10.1 +1:22.9 48	7:05.3 +6.4 7	8:04.1 +1:15.8 47	7:13.3 +24.7 13	6:12.4 +21.1 28			
Shooting	2	33.0 +10.0 =30 0	31.0 +4.0 =10 2	30.0 +8.0 =33 0	29.0 +8.0 =33		2:03.0	+29.0	=23
Range Time		1:49.4 +1:01.9 48	57.7 +3.7 8	1:47.4 +58.6 44	54.8 +4.3 13		5:29.3	+1:21.6	33
Course Time		6:20.7 +21.0 =35	6:07.6 +15.6 25	6:16.7 +20.3 32	6:18.5 +22.4 26	6:12.4 +21.1 28	33:41.9	+3:16.4	33
38	37	BURKE Tim	USA		4		39:17.6	+3:57.4	38
Cumulative Time		9:37.2 +2:14.7 30	17:38.7 +3:14.0 39	25:41.2 +3:58.0 40	33:01.2 +3:44.1 37		39:17.6	+3:57.4	38
Loop Time		7:21.2 +34.0 18	8:01.5 +1:02.6 52	8:02.5 +1:14.2 45	7:20.0 +31.4 19	6:16.4 +25.1 34			
Shooting	0	32.0 +9.0 =21 2	41.0 +14.0 =51 2	26.0 +4.0 =12 0	26.0 +5.0 =11		2:05.0	+31.0	=26
Range Time		59.7 +12.2 17	1:58.7 +1:04.7 54	1:44.7 +55.9 43	52.5 +2.0 =8		5:35.6	+1:27.9	35
Course Time		6:21.5 +21.8 41	6:02.8 +10.8 9	6:17.8 +21.4 33	6:27.5 +31.4 40	6:16.4 +25.1 34	33:42.0	+3:16.5	34
39	38	MARIC Janez	SLO		4		39:42.4	+4:22.2	39
Cumulative Time		9:35.7 +2:13.2 29	17:06.7 +2:42.0 28	24:46.5 +3:03.3 28	33:08.4 +3:51.3 39		39:42.4	+4:22.2	39
Loop Time		7:18.7 +31.5 15	7:31.0 +32.1 28	7:39.8 +51.5 30	8:21.9 +1:33.3 49	6:34.0 +42.7 49			
Shooting	0	28.0 +5.0 =6 1	35.0 +8.0 =31 1	36.0 +14.0 =53 2	48.0 +27.0 56		2:27.0	+53.0	=54
Range Time		57.8 +10.3 12	1:27.3 +33.3 40	1:28.9 +40.1 39	2:05.3 +1:14.8 54		5:59.3	+1:51.6	43
Course Time		6:20.9 +21.2 37	6:03.7 +11.7 =14	6:10.9 +14.5 =24	6:16.6 +20.5 22	6:34.0 +42.7 49	33:43.1	+3:17.6	35
40	39	EKHOLM David	SWE		3		39:43.8	+4:23.6	40
Cumulative Time		10:42.3 +3:19.8 45	18:37.2 +4:12.5 47	25:55.9 +4:12.7 43	33:24.9 +4:07.8 41		39:43.8	+4:23.6	40
Loop Time		8:20.3 +1:33.1 52	7:54.9 +56.0 47	7:18.7 +30.4 21	7:29.0 +40.4 25	6:18.9 +27.6 38			
Shooting	2	30.0 +7.0 =13 1	35.0 +8.0 =31 0	26.0 +4.0 =12 0	30.0 +9.0 =38		2:01.0	+27.0	19
Range Time		1:48.5 +1:01.0 46	1:26.3 +32.3 38	53.0 +4.2 3	55.9 +5.4 14		5:03.7	+56.0	18
Course Time		6:31.8 +32.1 55	6:28.6 +36.6 54	6:25.7 +29.3 47	6:33.1 +37.0 46	6:18.9 +27.6 38	34:40.1	+4:14.6	=43



COMPETITION ANALYSIS / ANALYSE DE LA COMPÉTITION

CESANA SAN SICARIO SAT 18 FEB 2006 / SAM 18 FEV 2006 START TIME / DEBUT 14:30 END TIME / FINI A 15:13

Rank	Bib	Name	NOC Code		T								
		Loop 1	Loop 2	Loop 3	Loop 4	Loop 5	Result Behind	Rk.					
		Time	Rank	Time	Rank	Time	Rank	Time	Rank				
41	34	MORAVEC Ondrej	CZE		4		39:52.3	+4:32.1	41				
Cumulative Time		9:49.5 +2:27.0	33	17:02.0 +2:37.3	=25	25:15.5 +3:32.3	35	33:15.0 +3:57.9	40	39:52.3 +4:32.1	41		
Loop Time		7:40.5 +53.3	27	7:12.5 +13.6	17	8:13.5 +1:25.2	50	7:59.5 +1:10.9	43	6:37.3 +46.0	52		
Shooting	1	27.0 +4.0 =2 0		29.0 +2.0 =6 2		31.0 +9.0 =40 1		25.0 +4.0 =6		4	1:52.0 +18.0 =6		
Range Time		1:21.7 +34.2	24	56.7 +2.7	5	1:52.0 +1:03.2	48	1:21.4 +30.9	35		5:31.8 +1:24.1	34	
Course Time		6:18.8 +19.1 =28		6:15.8 +23.8	40	6:21.5 +25.1	43	6:38.1 +42.0	51	6:37.3 +46.0	52	34:20.5 +3:55.0	39
42	33	CANNARD Ferreol	FRA		5		40:07.7	+4:47.5	42				
Cumulative Time		10:17.3 +2:54.8	39	17:25.8 +3:01.1	33	25:07.0 +3:23.8	34	33:32.8 +4:15.7	42	40:07.7 +4:47.5	42		
Loop Time		8:09.3 +1:22.1	46	7:08.5 +9.6 =14		7:41.2 +52.9 =32		8:25.8 +1:37.2	51	6:34.9 +43.6	51		
Shooting	2	32.0 +9.0 =21 0		28.0 +1.0 =3 1		25.0 +3.0 =6 2		28.0 +7.0 =22		5	1:53.0 +19.0 8		
Range Time		1:53.9 +1:06.4	52	55.6 +1.6	3	1:20.4 +31.6	29	1:55.8 +1:05.3	53		6:05.7 +1:58.0	46	
Course Time		6:15.4 +15.7	16	6:12.9 +20.9	35	6:20.8 +24.4	42	6:30.0 +33.9	43	6:34.9 +43.6	51	34:02.0 +3:36.5	38
43	46	LYSENKO Ruslan	UKR		3		40:16.4	+4:56.2	43				
Cumulative Time		10:25.0 +3:02.5	40	18:11.2 +3:46.5	44	25:41.6 +3:58.4	41	33:44.7 +4:27.6	43	40:16.4 +4:56.2	43		
Loop Time		7:40.0 +52.8	26	7:46.2 +47.3	42	7:30.4 +42.1	26	8:03.1 +1:14.5	46	6:31.7 +40.4	47		
Shooting	1	33.0 +10.0 =30 1		40.0 +13.0 =49 0		26.0 +4.0 =12 1		32.0 +11.0 =48		3	2:11.0 +37.0 =41		
Range Time		1:24.2 +36.7	33	1:34.6 +40.6	46	57.7 +8.9	19	1:30.6 +40.1	41		5:27.1 +1:19.4	30	
Course Time		6:15.8 +16.1	17	6:11.6 +19.6	32	6:32.7 +36.3	53	6:32.5 +36.4	45	6:31.7 +40.4	47	34:49.3 +4:23.8	45
44	50	BERZINS Janis	LAT		1		40:22.8	+5:02.6	44				
Cumulative Time		11:02.2 +3:39.7	49	18:35.3 +4:10.6	46	26:09.1 +4:25.9	44	33:50.6 +4:33.5	44	40:22.8 +5:02.6	44		
Loop Time		8:04.2 +1:17.0	45	7:33.1 +34.2	30	7:33.8 +45.5	27	7:41.5 +52.9	33	6:32.2 +40.9	48		
Shooting	1	38.0 +15.0 =51 0		34.0 +7.0 =23 0		29.0 +7.0 =24 0		28.0 +7.0 =22		1	2:09.0 +35.0 =36		
Range Time		1:33.5 +46.0	39	1:00.9 +6.9	18	56.3 +7.5	13	56.2 +5.7 =15			4:26.9 +19.2	10	
Course Time		6:30.7 +31.0	52	6:32.2 +40.2	55	6:37.5 +41.1	54	6:45.3 +49.2	55	6:32.2 +40.9	48	35:55.9 +5:30.4	53
45	42	TOBRELUIS Indrek	EST		4		40:25.8	+5:05.6	45				
Cumulative Time		10:56.2 +3:33.7	47	18:42.1 +4:17.4	49	26:31.9 +4:48.7	47	33:58.3 +4:41.2	45	40:25.8 +5:05.6	45		
Loop Time		8:20.2 +1:33.0	51	7:45.9 +47.0	40	7:49.8 +1:01.5	40	7:26.4 +37.8	23	6:27.5 +36.2	45		
Shooting	2	38.0 +15.0 =51 1		34.0 +7.0 =23 1		32.0 +10.0 =45 0		35.0 +14.0	54	4	2:19.0 +45.0 =49		
Range Time		1:53.0 +1:05.5	50	1:24.3 +30.3	28	1:22.8 +34.0	33	56.2 +5.7 =15			5:36.3 +1:28.6	36	
Course Time		6:27.2 +27.5	48	6:21.6 +29.6	49	6:27.0 +30.6	50	6:30.2 +34.1	44	6:27.5 +36.2	45	34:49.5 +4:24.0	46
46	52	CLEGG Robin	CAN		4		40:30.3	+5:10.1	46				
Cumulative Time		11:10.4 +3:47.9	51	18:29.5 +4:04.8	45	26:12.4 +4:29.2	45	34:11.1 +4:54.0	46	40:30.3 +5:10.1	46		
Loop Time		8:09.4 +1:22.2	47	7:19.1 +20.2	21	7:42.9 +54.6	35	7:58.7 +1:10.1	42	6:19.2 +27.9 =39			
Shooting	2	30.0 +7.0 =13 0		27.0 0.0 =1 1		25.0 +3.0 =6 1		26.0 +5.0 =11		4	1:48.0 +14.0 =3		
Range Time		1:46.2 +58.7	43	54.0 0.0 1		1:19.9 +31.1	28	1:16.9 +26.4	25		5:17.0 +1:09.3	24	
Course Time		6:23.2 +23.5	43	6:25.1 +33.1	51	6:23.0 +26.6	44	6:41.8 +45.7	53	6:19.2 +27.9 =39		35:13.3 +4:47.8	51
47	54	GREDLER Ludwig	AUT		6		40:57.5	+5:37.3	47				
Cumulative Time		11:21.7 +3:59.2	53	19:00.8 +4:36.1	51	27:26.9 +5:43.7	53	34:44.6 +5:27.5	49	40:57.5 +5:37.3	47		
Loop Time		8:15.7 +1:28.5	50	7:39.1 +40.2 =33		8:26.1 +1:37.8	53	7:17.7 +29.1	17	6:12.9 +21.6	31		
Shooting	2	39.0 +16.0 =54 1		32.0 +5.0 =15 3		31.0 +9.0 =40 0		29.0 +8.0 =33		6	2:11.0 +37.0 =41		
Range Time		1:56.9 +1:09.4	54	1:25.0 +31.0 =32		2:14.6 +1:25.8	54	56.5 +6.0	19		6:33.0 +2:25.3	48	
Course Time		6:18.8 +19.1 =28		6:14.1 +22.1	36	6:11.5 +15.1	27	6:21.2 +25.1	30	6:12.9 +21.6	31	34:24.5 +3:59.0	41
48	51	ZIMELIS Raivis	LAT		5		40:58.0	+5:37.8	48				
Cumulative Time		10:59.3 +3:36.8	48	18:45.4 +4:20.7	50	26:30.4 +4:47.2	46	34:38.1 +5:21.0	48	40:58.0 +5:37.8	48		
Loop Time		7:59.3 +1:12.1	40	7:46.1 +47.2	41	7:45.0 +56.7	36	8:07.7 +1:19.1	48	6:19.9 +28.6	41		
Shooting	1	49.0 +26.0	57 1	38.0 +11.0 =46 1		30.0 +8.0 =33 2		27.0 +6.0 =17		5	2:24.0 +50.0	53	
Range Time		1:38.6 +51.1	40	1:27.0 +33.0	39	1:19.2 +30.4	27	1:41.6 +51.1	45		6:06.4 +1:58.7	47	
Course Time		6:20.7 +21.0 =35		6:19.1 +27.1	44	6:25.8 +29.4	48	6:26.1 +30.0	38	6:19.9 +28.6	41	34:51.6 +4:26.1	48



COMPETITION ANALYSIS / ANALYSE DE LA COMPÉTITION

CESANA SAN SICARIO SAT 18 FEB 2006 / SAM 18 FEV 2006 START TIME / DEBUT 14:30 END TIME / FINI A 15:13

Rank	Bib	Name	NOC		Code		T										
		Loop 1		Loop 2		Loop 3		Loop 4		Loop 5		Result	Behind	Rk.			
		Time	Rank	Time	Rank	Time	Rank	Time	Rank	Time	Rank						
49	43	LEONI David	CAN										5	41:07.4	+5:47.2	49	
Cumulative Time		10:32.8	+3:10.3	43	17:50.4	+3:25.7	43	26:34.7	+4:51.5	48	34:33.1	+5:16.0	47	41:07.4	+5:47.2	49	
Loop Time		7:53.8	+1:06.6	=37	7:17.6	+18.7	20	8:44.3	+1:56.0	55	7:58.4	+1:09.8	41	6:34.3	+43.0	50	
Shooting	1	34.0	+11.0	=41 0	32.0	+5.0	=15 3	32.0	+10.0	=45 1	30.0	+9.0	=38	5	2:08.0	+34.0	35
Range Time		1:24.5	+37.0	34	57.5	+3.5	7	2:18.2	+1:29.4	55	1:19.9	+29.4	30	6:00.1	+4:52.4	44	
Course Time		6:29.3	+29.6	51	6:20.1	+28.1	45	6:26.1	+29.7	49	6:38.5	+42.4	52	6:34.3	+43.0	50	
50	48	BAILEY Lowell	USA										6	41:31.3	+6:11.1	50	
Cumulative Time		11:38.9	+4:16.4	55	19:43.0	+5:18.3	57	27:23.0	+5:39.8	51	35:08.2	+5:51.1	51	41:31.3	+6:11.1	50	
Loop Time		8:48.9	+2:01.7	57	8:04.1	+1:05.2	53	7:40.0	+51.7	31	7:45.2	+56.6	35	6:23.1	+31.8	44	
Shooting	3	29.0	+6.0	=9 1	54.0	+27.0	56 1	25.0	+3.0	=6 1	24.0	+3.0	=4	6	2:12.0	+38.0	44
Range Time		2:17.3	+1:29.8	57	1:43.9	+49.9	48	1:20.8	+32.0	=30	1:18.9	+28.4	29	6:40.9	+2:33.2	50	
Course Time		6:31.6	+31.9	54	6:20.2	+28.2	46	6:19.2	+22.8	38	6:26.3	+30.2	39	6:23.1	+31.8	44	
51	53	MATIASKO Miroslav	SVK										6	41:32.5	+6:12.3	51	
Cumulative Time		11:24.8	+4:02.3	54	19:42.3	+5:17.6	56	27:23.8	+5:40.6	52	35:10.6	+5:53.5	52	41:32.5	+6:12.3	51	
Loop Time		8:23.8	+1:36.6	53	8:17.5	+1:18.6	56	7:41.5	+53.2	34	7:46.8	+58.2	38	6:21.9	+30.6	42	
Shooting	2	48.0	+25.0	56 2	41.0	+14.0	=51 1	29.0	+7.0	=24 1	29.0	+8.0	=33	6	2:27.0	+53.0	=54
Range Time		2:04.7	+1:17.2	55	2:01.8	+1:07.8	55	1:23.0	+34.2	34	1:22.9	+32.4	38	6:52.4	+2:44.7	53	
Course Time		6:19.1	+19.4	31	6:15.7	+23.7	39	6:18.5	+22.1	37	6:23.9	+27.8	36	6:21.9	+30.6	42	
52	49	KASAHARA Tatsumi	JPN										6	41:42.0	+6:21.8	52	
Cumulative Time		10:51.7	+3:29.2	46	18:38.1	+4:13.4	48	26:51.3	+5:08.1	49	35:19.3	+6:02.2	53	41:42.0	+6:21.8	52	
Loop Time		7:56.7	+1:09.5	39	7:46.4	+47.5	=43	8:13.2	+1:24.9	49	8:28.0	+1:39.4	52	6:22.7	+31.4	43	
Shooting	1	35.0	+12.0	=47 1	34.0	+7.0	=23 2	29.0	+7.0	=24 2	31.0	+10.0	=43	6	2:09.0	+35.0	=36
Range Time		1:27.6	+40.1	37	1:25.5	+31.5	35	1:49.6	+1:00.8	=46	1:51.7	+1:01.2	51	6:34.4	+2:26.7	49	
Course Time		6:29.1	+29.4	50	6:20.9	+28.9	47	6:23.6	+27.2	45	6:36.3	+40.2	49	6:22.7	+31.4	43	
53	60	LESSING Roland	EST										4	41:53.4	+6:33.2	53	
Cumulative Time		11:09.9	+3:47.4	50	19:06.1	+4:41.4	53	26:59.8	+5:16.6	50	35:01.9	+5:44.8	50	41:53.4	+6:33.2	53	
Loop Time		7:50.9	+1:03.7	34	7:56.2	+57.3	49	7:53.7	+1:05.4	43	8:02.1	+1:13.5	45	6:51.5	+1:00.2	55	
Shooting	1	30.0	+7.0	=13 1	37.0	+10.0	=44 1	26.0	+4.0	=12 1	27.0	+6.0	=17	4	2:00.0	+26.0	=17
Range Time		1:23.6	+36.1	=30	1:30.8	+36.8	44	1:24.2	+35.4	36	1:24.6	+34.1	39	5:43.2	+1:35.5	38	
Course Time		6:27.3	+27.6	49	6:25.4	+33.4	53	6:29.5	+33.1	52	6:37.5	+41.4	50	6:51.5	+1:00.2	55	
54	59	KAZAR Matej	SVK										7	42:46.6	+7:26.4	54	
Cumulative Time		11:44.1	+4:21.6	57	19:24.5	+4:59.8	55	27:42.5	+5:59.3	54	36:05.4	+6:48.3	54	42:46.6	+7:26.4	54	
Loop Time		8:26.1	+1:38.9	54	7:40.4	+41.5	35	8:18.0	+1:29.7	52	8:22.9	+1:34.3	50	6:41.2	+49.9	53	
Shooting	2	39.0	+16.0	=54 1	33.0	+6.0	=19 2	30.0	+8.0	=33 2	25.0	+4.0	=6	7	2:07.0	+33.0	=33
Range Time		1:55.0	+1:07.5	53	1:25.0	+31.0	=32	1:53.0	+1:04.2	49	1:47.2	+56.7	48	7:00.2	+2:52.5	56	
Course Time		6:31.1	+31.4	53	6:15.4	+23.4	38	6:25.0	+28.6	46	6:35.7	+39.6	47	6:41.2	+49.9	53	
55	58	CHERVYHKOV Alexandr	KAZ										6	43:28.4	+8:08.2	55	
Cumulative Time		11:42.3	+4:19.8	56	19:23.3	+4:58.6	54	28:02.0	+6:18.8	55	36:41.0	+7:23.9	55	43:28.4	+8:08.2	55	
Loop Time		8:26.3	+1:39.1	55	7:41.0	+42.1	36	8:38.7	+1:50.4	54	8:39.0	+1:50.4	53	6:47.4	+56.1	54	
Shooting	2	33.0	+10.0	=30 0	36.0	+9.0	=39 2	33.0	+11.0	=48 2	33.0	+12.0	=51	6	2:15.0	+41.0	=46
Range Time		1:53.5	+1:06.0	51	1:00.3	+6.3	15	1:55.5	+1:06.7	51	1:55.6	+1:05.1	52	6:44.9	+2:37.2	51	
Course Time		6:32.8	+33.1	56	6:40.7	+48.7	57	6:43.2	+46.8	55	6:43.4	+47.3	54	6:47.4	+56.1	54	
56	56	LIBIETIS Kristaps	LAT										6	43:51.2	+8:31.0	56	
Cumulative Time		11:21.3	+3:58.8	52	19:02.6	+4:37.9	52	28:11.4	+6:28.2	56	36:56.6	+7:39.5	56	43:51.2	+8:31.0	56	
Loop Time		8:11.3	+1:24.1	49	7:41.3	+42.4	37	9:08.8	+2:20.5	56	8:45.2	+1:56.6	55	6:54.6	+1:03.3	56	
Shooting	1	38.0	+15.0	=51 0	38.0	+11.0	=46 3	34.0	+12.0	=51 2	26.0	+5.0	=11	6	2:16.0	+42.0	48
Range Time		1:31.1	+43.6	38	1:05.7	+11.7	25	2:25.4	+1:36.6	56	1:51.1	+1:00.6	50	6:53.3	+2:45.6	54	
Course Time		6:40.2	+40.5	57	6:35.6	+43.6	56	6:43.4	+47.0	56	6:54.1	+58.0	56	6:54.6	+1:03.3	56	



COMPETITION ANALYSIS / ANALYSE DE LA COMPÉTITION

CESANA SAN SICARIO SAT 18 FEB 2006 / SAM 18 FEV 2006 START TIME / DEBUT 14:30 END TIME / FINI A 15:13

Did not start

24	TCHEPIKOV Sergei	RUS
36	BILANENKO Olexander	UKR
55	BERGMAN Carl Johan	SWE

Did not finish

9 POIREE Raphael		FRA	
Cumulative Time	8:59.4 +1:36.9 13	16:04.8 +1:40.1 8	
Loop Time	7:52.4 +1:05.2 36	7:05.4 +6.5 8	
Shooting	2 28.0 +5.0 =6 0	40.0 +13.0 =49	
Range Time	1:44.2 +56.7 42	1:05.3 +11.3 24	
Course Time	6:08.2 +8.5 4	6:00.1 +8.1 4	

LEGEND

= Sign indicates a tie for rank **Rk.** Rank **T** Total penalties



WORLD CUP PURSUIT SCORE MEN SCORE EN COUPE DU MONDE, POURSUITE HOMMES INTERMEDIATE AFTER 5 COMPETITIONS

As of SAT 18 FEB 2006 / En date du SAM 18 FEV 2006

World Cup Events			
1 Oestersund, Men 12.5 km Pursuit	27 NOV 2005	5 Cesana San Sicario, Men's 12.5 km Pursuit	18 FEB 2006
2 Brezno-Osrblie, Men 12.5 km Pursuit	18 DEC 2005	6 Pokjuka, Men 12.5 km Pursuit	11 MAR 2006
3 Ruhpolding, Men 12.5 km Pursuit	15 JAN 2006	7 Kontiolahti, Men 12.5 km Pursuit	18 MAR 2006
4 Antholz-Anterselva, Men 12.5 km Pursuit	20 JAN 2006	8 Oslo Holmenkollen, Men 12.5 km Pursuit	25 MAR 2006

Rank	Name	NOC Code	Total	1	2	3	4	5	6	7	8
1	FISCHER Sven	GER	137		1/50	11/24	13/20	3/43			
2	BJOERNDALEN Ole Einar	NOR	133	1/50			5/37	2/46			
3	ROESCH Michael	GER	131	17/14	3/43	1/50	11/24				
4	DEFRASNE Vincent	FRA	126	2/46		8/30	DNS	1/50			
5	ANDRESEN Frode	NOR	109	48		7/32	3/43	6/34			
6	POIREE Raphael	FRA	108	7/32	8/30	2/46	DNS	DNF			
7	GROSS Ricco	GER	106		6/34	DNS	1/50	12/22			
8	SUMANN Christoph	AUT	97		22/9	15/16	4/40	7/32			
9	KRUGLOV Nikolay	RUS	96	4/40	7/32			11/24			
10	HANEVOLD Halvard	NOR	90	24/7		DNS	2/46	5/37			
11	BRICIS Ilmars	LAT	90	8/30		17/14	25/6	4/40			
12	ROTTMANN Wolfgang	AUT	87	21/10	14/18	6/34	16/15	21/10			
13	ROBERT Julien	FRA	87	10/26	26/5		8/30	10/26			
14	TCHEREZOV Ivan	RUS	85	3/43	46	10/26		15/16			
15	GREIS Michael	GER	85		4/40	16/15	DNS	8/30			
16	FERRY Bjorn	SWE	79	5/37	10/26	19/12		27/4			
17	ECKHOFF Stian	NOR	74	9/28		5/37	DNS	22/9			
18	SIKORA Tomasz	POL	70	15/16	DNS	24/7	6/34	18/13			
19	WOLF Alexander	GER	67	22/9	2/46	DNS		19/12			
20	TCHAPIKOV Sergei	RUS	67	23/8	15/16	3/43		DNS			
21	TCHOUDOV Maxim	RUS	61	35	30/1		7/32	9/28			
22	AIDAROV Alexei	BLR	59	12/22	9/28	22/9	32				
23	BERGMAN Carl Johan	SWE	57	13/20	5/37	38		DNS			
24	NOVIKOV Sergei	BLR	51	28/3	12/22		10/26	32			
25	VUILLERMOZ Rene Laurent	ITA	48	31	33	21/10	14/18	13/20			
26	ROZHKOV Sergei	RUS	42	6/34	23/8	50	DNS				
27	ROSTOVTSSEV Pavel	RUS	40	46	DNS	4/40					
28	SVENDSEN Emil Hegle	NOR	38		21/10	9/28	DNS				
29	SLESINGR Michal	CZE	38		13/20	14/18		34			
30	FOURCADE Simon	FRA	35		11/24	45	20/11				
31	OS Alexander	NOR	33	20/11		12/22					
32	DRATCHEV Vladimir	BLR	32	19/12	54	25/6	17/14				
33	MARIC Janez	SLO	31	14/18			18/13	39			
34	BIRNBACHER Andreas	GER	28		31		9/28				
35	MORAVEC Ondrej	CZE	25	26/5		13/20		41			
36	BASHKIROV Sergey	RUS	24	11/24	35						
37	LESSING Roland	EST	22	41		53	12/22	53			
38	PALLHUBER Wilfried	ITA	22	45		23/8	DNS	17/14			
39	PUURUNEN Paavo	FIN	22		17/14		DNF	23/8			
40	NILSSON Mattias Jr.	SWE	22		20/11	42		20/11			
41	GJELLAND Egil	NOR	20	18/13	24/7	DNS					
42	DE LORENZI Christian	ITA	19		32	32	30/1	14/18			
43	LYSENKO Ruslan	UKR	19	50	16/15		27/4	43			
44	PERNER Wolfgang	AUT	18		50	27/4	23/8	25/6			
45	EKHOLM David	SWE	17	58	19/12	26/5		40			
46	VALIULLIN Rustam	BLR	17	27/4		35	21/10	28/3			
47	HAKKINEN Jay	USA	16				15/16				
48	VITEK Zdenek	CZE	15	38	40	41		16/15			
49	RONNING Magne Thorleiv	NOR	15	16/15	38						
50	ZHANG Chengye	CHN	14		34	20/11	28/3	36			
51	DOSTAL Roman	CZE	13	44	18/13	46		31			
52	DERYZEMLYA Andriy	UKR	13			18/13	DNS	33			
53	PINTER Friedrich	AUT	13		25/6		24/7				
54	CANNARD Ferreol	FRA	12			33	19/12	42			
55	GREDLER Ludwig	AUT	12		28/3	51	22/9	47			
56	SIMMEN Matthias	SUI	7	54		39	39	24/7			
57	HOLUBEC Tomas	CZE	6	25/6	49	36					



WORLD CUP PURSUIT SCORE MEN
SCORE EN COUPE DU MONDE, POURSUITE HOMMES
INTERMEDIATE AFTER 5 COMPETITIONS

As of SAT 18 FEB 2006 / En date du SAM 18 FEV 2006

Rank	Name	NOC Code	Total	1	2	3	4	5	6	7	8
58	ZIEMIANIN Wieslaw	POL	6	53	52		26/5	30/1			
59	HURAJT Pavol	SVK	5		36			26/5			
60	AUBERT Alexandre	FRA	4	36	27/4	31	43				
61	BILANENKO Olexander	UKR	3	47		28/3		DNS			
62	RYZHENKOV Oleg	BLR	3		42	30/1	35	29/2			
63	TOBRELUTS Indrek	EST	2	39	37	29/2		45			
64	BAILEY Lowell	USA	2	29/2				50			
65	BOROVIK Dimitri	EST	2				29/2				
65	GJEDREM Hans Martin	NOR	2		29/2						
67	PUMP Carsten	GER	1	30/1							

NOTE

Numbers separated by a slash indicate World Cup rank / points. Number of points awarded for each rank is shown in the table below:

Place	1	2	3	4	5	6	7	8	9	10	11	12	13	14	15	16	17	18	19	20	21	22	23	24	25	26	27	28	29	30
Points	50	46	43	40	37	34	32	30	28	26	24	22	20	18	16	15	14	13	12	11	10	9	8	7	6	5	4	3	2	1

LEGEND

DNF Did not finish **DNS** Did not start



FINAL RESULTS - COMPETITION DATA SUMMARY
RÉSULTATS DÉFINITIFS - RÉSUMÉ DES DONNÉES DE COMPÉTITION

CESANA SAN SICARIO SAT 18 FEB 2006 / SAM 18 FEV 2006 START TIME / DEBUT 12:30 END TIME / FINI A 13:17

Participation

Number of Entries:	60
Did not start:	2
Did not finish:	3
Disqualified:	0
Lapped:	14
Ranked Competitors:	41

Atmospheric Conditions at the Stadium

	30 min. before Start	At Start Time	30 min. after Start	At End Time
Weather	Snow	Snow	Snow	Snow
Snow Condition	Packed powder	Packed powder	Packed powder	Packed powder
Snow Temperature	-0.9 °C	-1.1 °C	-0.3 °C	-0.3 °C
Air Temperature	-1.0 °C	-1.3 °C	-1.2 °C	-1.2 °C
Humidity	94 %	94 %	95 %	95 %
Wind Direction/Speed	SSE 0.5 m/s	SSE 1.3 m/s	S 1.0 m/s	S 1.0 m/s

Jury Information

IBU Technical Delegate - Chairman	BAIER Norbert	GER
IBU Assistant Technical Delegate	ROGNSTAD Johnny	NOR
Chief of Competition	PRUCKER Ubaldo	ITA
Member	PICHLER Wolfgang	SWE
Member	POLKHOVSKIY Valeriy	RUS

Course Information

red 2.0 km + red 2.0 km + red 2.0 km + red 2.0 km + red 2.0 km

Total Course Length:	10.000 m
Height Difference:	41 m
Max. Climb:	13 m
Total Climb:	340 m

Jury Decisions


none

IBU Technical Delegate - Chairman



BAIER Norbert (GER)

IBU Assistant Technical Delegate



ROGNSTAD Johnny (NOR)

LEGEND

S South **SSE** South-Southeast



FINAL RESULTS / RÉSULTATS DÉFINITIFS

CESANA SAN SICARIO SAT 18 FEB 2006 / SAM 18 FEV 2006 START TIME / DEBUT 12:30 END TIME / FINI A 13:17

Rank	Bib	Name	NOC Code	Start Behind	P	P	S	S	T	Result	WC
1	7	WILHELM Kati	GER	0:18	0	0	1	0	1	36:43.6	50
2	17	GLAGOW Martina	GER	1:05	1	1	0	0	2	+1:13.6	46
3	4	AKHATOVA Albina	RUS	0:09	0	1	0	0	1	+1:21.4	43
4	10	ISHMOURATOVA Svetlana	RUS	0:39	0	1	1	0	2	+1:45.4	40
5	13	PONZA Michela	ITA	0:56	0	0	0	1	1	+2:08.1	37
6	12	POIREE Liv Grete	NOR	0:49	1	0	0	1	2	+2:19.8	34
7	8	NAZAROVA Olga	BLR	0:22	0	0	2	1	3	+2:26.1	32
8	3	EFREMOVA Lilia	UKR	0:07	0	1	2	0	3	+2:26.2	30
9	11	LIU Xianying	CHN	0:46	0	2	1	0	3	+2:41.7	28
10	34	DISL Uschi	GER	1:58	2	1	0	1	4	+2:47.2	26
11	22	APEL Katrin	GER	1:34	0	1	0	2	3	+2:55.3	24
12	6	BAILLY Sandrine	FRA	0:12	0	1	0	2	3	+2:55.8	22
13	1	BAVEREL-ROBERT Florence	FRA	0:00	1	1	1	1	4	+3:14.0	20
14	2	OLOFSSON Anna Carin	SWE	0:02	1	2	1	3	7	+3:22.5	18
15	19	TJORHOM Linda	NOR	1:17	0	0	1	2	3	+3:36.2	16
16	15	GREGORIN Teja	SLO	1:00	0	0	1	1	2	+3:36.5	15
17	24	KONG Yingchao	CHN	1:36	0	0	2	1	3	+3:58.3	14
18	23	BERGER Tora	NOR	1:34	0	0	1	1	2	+4:01.2	13
19	9	ZAITSEVA Olga	RUS	0:34	1	2	2	0	5	+4:05.4	12
20	28	LIDUMA Madara	LAT	1:40	1	0	3	2	6	+4:07.2	11
21	20	GWIZDON Magdalena	POL	1:23	1	0	1	1	3	+4:29.0	10
22	21	SUN Ribo	CHN	1:26	0	0	3	4	7	+4:45.2	9
23	41	LEVTCHENKOVA Natalia	MDA	2:03	0	0	0	1	1	+4:52.5	8
24	39	HOLUBCOVA Katerina	CZE	2:02	0	0	1	1	2	+4:53.9	7
25	5	ZUBRILOVA Olena	BLR	0:09	1	3	1	3	8	+4:59.3	6
26	14	PERETTO Delphyne	FRA	1:00	0	2	0	1	3	+5:09.2	5
27	18	RASIMOVICIUTE Diana	LTU	1:17	1	1	1	1	4	+5:12.7	4
28	33	DAFOVSKA Ekaterina	BUL	1:52	0	1	3	2	6	+5:24.0	3
29	37	IVANOVA Ekaterina	BLR	1:59	0	2	4	1	7	+5:31.9	2
30	36	NIKOULTCHINA Irina	BUL	1:59	1	0	3	3	7	+5:43.2	1
31	31	BRANKOVIC Tadeja	SLO	1:43	1	1	1	2	5	+5:58.5	
32	46	FILIPOVA Pavlina	BUL	2:22	0	1	2	3	6	+6:20.9	
33	48	PLOTOGEA Dana Elena	ROM	2:30	1	0	0	2	3	+6:27.4	
34	30	BECAERT Sylvie	FRA	1:42	1	1	1	0	3	+6:33.5	
35	43	VEJNAROVA Zdenka	CZE	2:15	0	3	0	1	4	+6:34.1	
36	32	FALTUSOVA Lenka	CZE	1:46	1	1	1	1	4	+6:38.9	
37	25	PALKA Krystyna	POL	1:36	2	1	1	1	5	+6:42.9	
38	26	SANTER Nathalie	ITA	1:38	3	1	3	1	8	+6:48.0	
39	35	STEER Rachel	USA	1:58	0	0	1	1	2	+6:49.2	
40	40	ISTAD-KRISTIANSEN Gro Marit	NOR	2:03	2	2	1	1	6	+6:57.9	
41	50	LEMESH Nina	UKR	2:42	1	2	1	1	5	+7:05.0	

Did not start

44	PETROVA Olena	UKR	2:21
54	HOU Yuxia	CHN	2:54

Did not finish

38	MURINOVA Anna	SVK	2:01	2	2	
42	ANANKO Ludmilla	BLR	2:05	2	3	3
53	HALLER Katja	ITA	2:51	3	1	2



FINAL RESULTS / RÉSULTATS DÉFINITIFS

CESANA SAN SICARIO SAT 18 FEB 2006 / SAM 18 FEV 2006 START TIME / DEBUT 12:30 END TIME / FINI A 13:17

Lapped									
16	HALINAROVA Martina	SVK	1:01	2	3	2	1	8	
27	MIHOKOVA Sona	SVK	1:39	3	3	1	1	8	
29	PAVKOVCEKOVA Marcela	SVK	1:40	2	1	1	1	5	
45	RUSU Alexandra	ROM	2:21	2	0	0	2	4	
47	SAUE Eveli	EST	2:24	1	1	3	2	7	
49	KHVOSTENKO Oksana	UKR	2:39	1	1	2	0	4	
51	TSUKIDATE Ikuyo	JPN	2:46	2	1	1	3	7	
52	LEBEDEVA Anna	KAZ	2:50	2	2	2	0	6	
55	GRUDICEK Dijana	SLO	2:57	2	0	4	2	8	
56	NYKIEL Magdalena	POL	3:01	0	3	1	1	5	
57	SANTER Saskia	ITA	3:11	0	1	4	2	7	
58	POPOVA Radka	BUL	3:30	0	1	0	2	3	
59	MALI Andreja	SLO	3:31	1	1	1	0	3	
60	BRICE Anzela	LAT	3:32	0	0	1	1	2	

LEGEND						
P	S	T	WC			
Prone	Standing	Total penalties	World Cup			



COMPETITION ANALYSIS / ANALYSE DE LA COMPÉTITION

CESANA SAN SICARIO SAT 18 FEB 2006 / SAM 18 FEV 2006 START TIME / DEBUT 12:30 END TIME / FINI A 13:17

Rank	Bib	Name	NOC		Code		T														
		Loop 1		Loop 2		Loop 3		Loop 4		Loop 5		Result		Behind		Rk.					
		Time	Rank	Time	Rank	Time	Rank	Time	Rank	Time	Rank										
1	7	WILHELM Kati	GER										1	36:43.6	0.0	1					
Cumulative Time		7:48.7	0.0	1	15:09.5	0.0	1	22:53.3	0.0	1	30:15.7	0.0	1	36:43.6	0.0	1					
Loop Time		7:30.7	0.0	1	7:20.8	+1.1	2	7:43.8	+26.7	5	7:22.4	0.0	1	6:27.9	+27.6	=15					
Shooting		0	32.0	+5.0	=9	0	37.0	+6.0	=10	1	34.0	+6.0	=20	0	36.0	+11.0	=28	1	2:19.0	+20.0	14
Range Time		1:02.6	+1.6	4	1:10.3	+6.1	6	1:33.0	+31.9	15	1:07.7	+4.9	4						4:53.6	0.0	1
Course Time		6:28.1	+11.3	3	6:10.5	+2.1	4	6:10.8	+2.2	2	6:14.7	+9.0	2	6:27.9	+27.6	=15			31:50.0	0.0	1
2	17	GLAGOW Martina	GER										2	37:57.2	+1:13.6	2					
Cumulative Time		9:06.2	+1:17.5	15	16:55.4	+1:45.9	14	24:19.4	+1:26.1	6	31:48.7	+1:33.0	3	37:57.2	+1:13.6	2					
Loop Time		8:01.2	+30.5	17	7:49.2	+29.5	11	7:24.0	+6.9	2	7:29.3	+6.9	2	6:08.5	+8.2	2					
Shooting		1	40.0	+13.0	=41	1	39.0	+8.0	=18	0	30.0	+2.0	=4	0	31.0	+6.0	=15	2	2:20.0	+21.0	=15
Range Time		1:36.7	+35.7	30	1:40.8	+36.6	23	1:01.1	0.0	1	1:02.8	0.0	1						5:21.4	+27.8	5
Course Time		6:24.5	+7.7	2	6:08.4	0.0	1	6:22.9	+14.3	7	6:26.5	+20.8	6	6:08.5	+8.2	2			32:35.8	+45.8	3
3	4	AKHATOVA Albina	RUS										1	38:05.0	+1:21.4	3					
Cumulative Time		8:03.2	+14.5	4	16:14.9	+1:05.4	3	24:03.0	+1:09.7	3	31:40.8	+1:25.1	2	38:05.0	+1:21.4	3					
Loop Time		7:54.2	+23.5	14	8:11.7	+52.0	23	7:48.1	+31.0	8	7:37.8	+15.4	4	6:24.2	+23.9	12					
Shooting		0	32.0	+5.0	=9	1	39.0	+8.0	=18	0	34.0	+6.0	=20	0	32.0	+7.0	=17	1	2:17.0	+18.0	=8
Range Time		1:06.8	+5.8	=9	1:45.9	+41.7	33	1:07.8	+6.7	6	1:07.2	+4.4	3						5:07.7	+14.1	3
Course Time		6:47.4	+30.6	26	6:25.8	+17.4	19	6:40.3	+31.7	29	6:30.6	+24.9	11	6:24.2	+23.9	12			32:57.3	+1:07.3	8
4	10	ISHMOURATOVA Svetlana	RUS										2	38:29.0	+1:45.4	4					
Cumulative Time		8:29.3	+40.6	8	16:36.7	+1:27.2	9	24:36.4	+1:43.1	8	32:10.6	+1:54.9	4	38:29.0	+1:45.4	4					
Loop Time		7:50.3	+19.6	9	8:07.4	+47.7	22	7:59.7	+42.6	10	7:34.2	+11.8	3	6:18.4	+18.1	6					
Shooting		0	34.0	+7.0	=14	1	41.0	+10.0	=29	1	35.0	+7.0	=25	0	36.0	+11.0	=28	2	2:26.0	+27.0	=23
Range Time		1:06.2	+5.2	7	1:45.0	+40.8	31	1:38.8	+37.7	20	1:09.2	+6.4	5						5:39.2	+45.6	8
Course Time		6:44.1	+27.3	22	6:22.4	+14.0	11	6:20.9	+12.3	=4	6:25.0	+19.3	5	6:18.4	+18.1	6			32:49.8	+59.8	6
5	13	PONZA Michela	ITA										1	38:51.7	+2:08.1	5					
Cumulative Time		8:57.3	+1:08.6	11	16:38.1	+1:28.6	10	24:22.5	+1:29.2	7	32:23.8	+2:08.1	5	38:51.7	+2:08.1	5					
Loop Time		8:01.3	+30.6	18	7:40.8	+21.1	9	7:44.4	+27.3	7	8:01.3	+38.9	9	6:27.9	+27.6	=15					
Shooting		0	39.0	+12.0	=38	0	38.0	+7.0	=14	0	36.0	+8.0	=27	1	30.0	+5.0	=12	1	2:23.0	+24.0	=20
Range Time		1:07.9	+6.9	14	1:14.9	+10.7	=13	1:08.8	+7.7	8	1:32.3	+29.5	=11						5:03.9	+10.3	2
Course Time		6:53.4	+36.6	38	6:25.9	+17.5	20	6:35.6	+27.0	19	6:29.0	+23.3	8	6:27.9	+27.6	=15			33:47.8	+1:57.8	18
6	12	POIREE Liv Grete	NOR										2	39:03.4	+2:19.8	6					
Cumulative Time		8:58.9	+1:10.2	12	16:34.4	+1:24.9	7	24:09.7	+1:16.4	4	32:29.0	+2:13.3	6	39:03.4	+2:19.8	6					
Loop Time		8:09.9	+39.2	24	7:35.5	+15.8	6	7:35.3	+18.2	4	8:19.3	+56.9	15	6:34.4	+34.1	22					
Shooting		1	29.0	+2.0	=3	0	41.0	+10.0	=29	0	29.0	+1.0	=2	1	43.0	+18.0	=50	2	2:22.0	+23.0	=18
Range Time		1:35.0	+34.0	29	1:12.2	+8.0	8	1:02.5	+1.4	2	1:47.3	+44.5	28						5:37.0	+43.4	7
Course Time		6:34.9	+18.1	7	6:23.3	+14.9	14	6:32.8	+24.2	14	6:32.0	+26.3	15	6:34.4	+34.1	22			33:26.4	+1:36.4	=13
7	8	NAZAROVA Olga	BLR										3	39:09.7	+2:26.1	7					
Cumulative Time		8:12.7	+24.0	5	15:43.3	+33.8	2	24:18.8	+1:25.5	5	32:34.9	+2:19.2	7	39:09.7	+2:26.1	7					
Loop Time		7:50.7	+20.0	11	7:30.6	+10.9	4	8:35.5	+1:18.4	29	8:16.1	+53.7	12	6:34.8	+34.5	25					
Shooting		0	35.0	+8.0	=21	0	33.0	+2.0	=2	2	31.0	+3.0	=8	1	33.0	+8.0	=21	3	2:12.0	+13.0	5
Range Time		1:06.8	+5.8	=9	1:05.9	+1.7	2	2:07.1	+1:06.0	40	1:37.1	+34.3	17						5:56.9	+1:03.3	12
Course Time		6:43.9	+27.1	21	6:24.7	+16.3	17	6:28.4	+19.8	11	6:39.0	+33.3	=18	6:34.8	+34.5	25			33:12.8	+1:22.8	10
8	3	EFREMOVA Lilia	UKR										3	39:09.8	+2:26.2	8					
Cumulative Time		8:01.0	+12.3	2	16:17.9	+1:08.4	5	25:08.8	+2:15.5	13	32:50.0	+2:34.3	8	39:09.8	+2:26.2	8					
Loop Time		7:54.0	+23.3	13	8:16.9	+57.2	26	8:50.9	+1:33.8	39	7:41.2	+18.8	5	6:19.8	+19.5	7					
Shooting		0	31.0	+4.0	=7	1	46.0	+15.0	=44	2	43.0	+15.0	=47	0	40.0	+15.0	46	3	2:40.0	+41.0	36
Range Time		1:06.9	+5.9	=11	1:50.8	+46.6	40	2:12.0	+1:10.9	43	1:11.4	+8.6	6						6:21.1	+1:27.5	18
Course Time		6:47.1	+30.3	25	6:26.1	+17.7	21	6:38.9	+30.3	24	6:29.8	+24.1	9	6:19.8	+19.5	7			32:48.7	+58.7	5



COMPETITION ANALYSIS / ANALYSE DE LA COMPÉTITION

CESANA SAN SICARIO SAT 18 FEB 2006 / SAM 18 FEV 2006 START TIME / DEBUT 12:30 END TIME / FINI A 13:17

Rank	Bib	Name	NOC Code		T															
		Loop 1	Loop 2	Loop 3	Loop 4	Loop 5	Result	Behind	Rk.											
		Time	Rank	Time	Rank	Time	Rank	Time	Rank											
9	11	LIU Xianying	CHN		3	39:25.3	+2:41.7	9												
Cumulative Time		8:36.5	+47.8	10	17:14.7	+2:05.2	17	25:28.5	+2:35.2	15	33:12.8	+2:57.1	10	39:25.3	+2:41.7	9				
Loop Time		7:50.5	+19.8	10	8:38.2	+1:18.5	41	8:13.8	+56.7	16	7:44.3	+21.9	6	6:12.5	+12.2	4				
Shooting	0	37.0	+10.0	=28	2	53.0	+22.0	=56	1	43.0	+15.0	=47	0	42.0	+17.0	=48	3	2:55.0	+56.0	=52
Range Time		1:12.4	+11.4	21	2:25.5	+1:21.3	50	1:44.6	+43.5	28	1:12.6	+9.8	7					6:35.1	+1:41.5	20
Course Time		6:38.1	+21.3	14	6:12.7	+4.3	5	6:29.2	+20.6	13	6:31.7	+26.0	14	6:12.5	+12.2	4		32:50.2	+1:00.2	7
10	34	DISL Uschi	GER		4	39:30.8	+2:47.2	10												
Cumulative Time		10:32.7	+2:44.0	37	18:26.4	+3:16.9	32	25:43.5	+2:50.2	18	33:30.5	+3:14.8	13					39:30.8	+2:47.2	10
Loop Time		8:34.7	+1:04.0	41	7:53.7	+34.0	16	7:17.1	0.0	1	7:47.0	+24.6	7	6:00.3	0.0	1				
Shooting	2	49.0	+22.0	56	1	40.0	+9.0	=25	0	38.0	+10.0	=33	1	43.0	+18.0	=50	4	2:50.0	+51.0	=48
Range Time		2:17.9	+1:16.9	50	1:45.1	+40.9	32	1:08.5	+7.4	7	1:41.3	+38.5	25					6:52.8	+1:59.2	27
Course Time		6:16.8	0.0	1	6:08.6	+0.2	2	6:08.6	0.0	1	6:05.7	0.0	1	6:00.3	0.0	1		32:38.0	+48.0	4
11	22	APEL Katrin	GER		3	39:38.9	+2:55.3	11												
Cumulative Time		9:12.6	+1:23.9	18	17:09.1	+1:59.6	16	24:41.5	+1:48.2	10	33:15.5	+2:59.8	11					39:38.9	+2:55.3	11
Loop Time		7:38.6	+7.9	=2	7:56.5	+36.8	18	7:32.4	+15.3	3	8:34.0	+1:11.6	26	6:23.4	+23.1	11				
Shooting	0	27.0	0.0	=1	1	40.0	+9.0	=25	0	32.0	+4.0	=12	2	38.0	+13.0	=40	3	2:17.0	+18.0	=8
Range Time		1:01.0	0.0	1	1:42.9	+38.7	25	1:03.8	+2.7	3	2:13.0	+1:10.2	34					6:00.7	+1:07.1	13
Course Time		6:37.6	+20.8	11	6:13.6	+5.2	6	6:28.6	+20.0	12	6:21.0	+15.3	3	6:23.4	+23.1	11		33:38.2	+1:48.2	16
12	6	BAILLY Sandrine	FRA		3	39:39.4	+2:55.8	12												
Cumulative Time		8:01.5	+12.8	3	16:17.3	+1:07.8	4	24:01.3	+1:08.0	2	32:50.3	+2:34.6	9					39:39.4	+2:55.8	12
Loop Time		7:49.5	+18.8	8	8:15.8	+56.1	25	7:44.0	+26.9	6	8:49.0	+1:26.6	32	6:49.1	+48.8	37				
Shooting	0	35.0	+8.0	=21	1	44.0	+13.0	=39	0	32.0	+4.0	=12	2	35.0	+10.0	27	3	2:26.0	+27.0	=23
Range Time		1:07.6	+6.6	13	1:50.3	+46.1	38	1:04.7	+3.6	4	2:14.4	+1:11.6	35					6:17.0	+1:23.4	16
Course Time		6:41.9	+25.1	19	6:25.5	+17.1	18	6:39.3	+30.7	26	6:34.6	+28.9	16	6:49.1	+48.8	37		33:22.4	+1:32.4	12
13	1	BAVEREL-ROBERT Florence	FRA		4	39:57.6	+3:14.0	13												
Cumulative Time		8:21.2	+32.5	7	16:42.1	+1:32.6	11	25:02.1	+2:08.8	12	33:16.2	+3:00.5	12					39:57.6	+3:14.0	13
Loop Time		8:21.2	+50.5	33	8:20.9	+1:01.2	29	8:20.0	+1:02.9	19	8:14.1	+51.7	11	6:41.4	+41.1	30				
Shooting	1	34.0	+7.0	=14	1	39.0	+8.0	=18	1	38.0	+10.0	=33	1	36.0	+11.0	=28	4	2:27.0	+28.0	=25
Range Time		1:39.4	+38.4	35	1:43.1	+38.9	28	1:40.9	+39.8	=21	1:37.3	+34.5	18					6:40.7	+1:47.1	23
Course Time		6:41.8	+25.0	18	6:37.8	+29.4	32	6:39.1	+30.5	25	6:36.8	+31.1	17	6:41.4	+41.1	30		33:16.9	+1:26.9	11
14	2	OLOFSSON Anna Carin	SWE		7	40:06.1	+3:22.5	14												
Cumulative Time		8:14.9	+26.2	6	16:34.6	+1:25.1	8	24:36.6	+1:43.3	9	33:40.7	+3:25.0	14					40:06.1	+3:22.5	14
Loop Time		8:12.9	+42.2	25	8:19.7	+1:00.0	28	8:02.0	+44.9	12	9:04.1	+1:41.7	36	6:25.4	+25.1	13				
Shooting	1	32.0	+5.0	=9	2	33.0	+2.0	=2	1	40.0	+12.0	=40	3	39.0	+14.0	=42	7	2:24.0	+25.0	22
Range Time		1:33.3	+32.3	27	2:05.4	+1:01.2	44	1:41.1	+40.0	=23	2:42.5	+1:39.7	40					8:02.3	+3:08.7	36
Course Time		6:39.6	+22.8	17	6:14.3	+5.9	7	6:20.9	+12.3	=4	6:21.6	+15.9	4	6:25.4	+25.1	13		32:03.8	+13.8	2
15	19	TJORHOM Linda	NOR		3	40:19.8	+3:36.2	15												
Cumulative Time		9:10.8	+1:22.1	17	16:47.5	+1:38.0	12	24:56.4	+2:03.1	11	33:46.3	+3:30.6	15					40:19.8	+3:36.2	15
Loop Time		7:53.8	+23.1	12	7:36.7	+17.0	8	8:08.9	+51.8	13	8:49.9	+1:27.5	33	6:33.5	+33.2	21				
Shooting	0	29.0	+2.0	=3	0	31.0	0.0	1	1	30.0	+2.0	=4	2	29.0	+4.0	=9	3	1:59.0	0.0	1
Range Time		1:01.6	+0.6	2	1:04.2	0.0	1	1:33.5	+32.4	17	2:07.8	+1:05.0	32					5:47.1	+53.5	10
Course Time		6:52.2	+35.4	35	6:32.5	+24.1	=26	6:35.4	+26.8	=17	6:42.1	+36.4	21	6:33.5	+33.2	21		34:32.7	+2:42.7	=23
16	15	GREGORIN Teja	SLO		2	40:20.1	+3:36.5	16												
Cumulative Time		9:13.4	+1:24.7	19	16:59.0	+1:49.5	15	25:28.4	+2:35.1	14	33:52.4	+3:36.7	16					40:20.1	+3:36.5	16
Loop Time		8:13.4	+42.7	26	7:45.6	+25.9	10	8:29.4	+1:12.3	26	8:24.0	+1:01.6	18	6:27.7	+27.4	14				
Shooting	0	35.0	+8.0	=21	0	40.0	+9.0	=25	1	41.0	+13.0	=43	1	37.0	+12.0	=36	2	2:33.0	+34.0	=31
Range Time		1:10.7	+9.7	18	1:12.8	+8.6	9	1:45.4	+44.3	=29	1:38.5	+35.7	20					5:47.4	+53.8	11
Course Time		7:02.7	+45.9	48	6:32.8	+24.4	29	6:44.0	+35.4	30	6:45.5	+39.8	25	6:27.7	+27.4	14		34:32.7	+2:42.7	=23



COMPETITION ANALYSIS / ANALYSE DE LA COMPÉTITION

CESANA SAN SICARIO SAT 18 FEB 2006 / SAM 18 FEV 2006 START TIME / DEBUT 12:30 END TIME / FINI A 13:17

Rank	Bib	Name	NOC Code		T													
Loop 1		Loop 2		Loop 3		Loop 4		Loop 5		Result Behind	Rk.							
Time	Rank	Time	Rank	Time	Rank	Time	Rank	Time	Rank									
17	24	KONG Yingchao	CHN		3		40:41.9	+3:58.3	17									
Cumulative Time	9:17.7	+1:29.0	20	16:54.3	+1:44.8	13	25:40.1	+2:46.8	17	34:18.6	+4:02.9	19	40:41.9	+3:58.3	17			
Loop Time	7:41.7	+11.0	4	7:36.6	+16.9	7	8:45.8	+1:28.7	33	8:38.5	+1:16.1	28	6:23.3	+23.0	10			
Shooting	0	36.0	+9.0 =25	0	42.0	+11.0 =33	2	50.0	+22.0 =53	1	50.0	+25.0	55	3	2:58.0	+59.0	54	
Range Time	1:06.5	+5.5	8	1:13.7	+9.5	12	2:22.7	+1:21.6	46	1:52.7	+49.9	29				6:35.6	+1:42.0	21
Course Time	6:35.2	+18.4	9	6:22.9	+14.5	13	6:23.1	+14.5	8	6:45.8	+40.1	26	6:23.3	+23.0	10	34:06.3	+2:16.3	20
18	23	BERGER Tora	NOR		2		40:44.8	+4:01.2	18									
Cumulative Time	9:33.2	+1:44.5	22	17:29.0	+2:19.5	19	25:50.6	+2:57.3	19	34:12.4	+3:56.7	17	40:44.8	+4:01.2	18			
Loop Time	7:59.2	+28.5	15	7:55.8	+36.1	17	8:21.6	+1:04.5	22	8:21.8	+59.4	17	6:32.4	+32.1	19			
Shooting	0	34.0	+7.0 =14	0	41.0	+10.0 =29	1	30.0	+2.0 =4	1	30.0	+5.0 =12	2	2:15.0	+16.0	=6		
Range Time	1:06.9	+5.9	=11	1:14.9	+10.7	=13	1:34.7	+33.6	18	1:35.3	+32.5	14				5:31.8	+38.2	6
Course Time	6:52.3	+35.5	36	6:40.9	+32.5	35	6:46.9	+38.3	32	6:46.5	+40.8	=27	6:32.4	+32.1	19	35:13.0	+3:23.0	28
19	9	ZAITSEVA Olga	RUS		5		40:49.0	+4:05.4	19									
Cumulative Time	9:01.9	+1:13.2	14	17:39.4	+2:29.9	21	26:24.5	+3:31.2	23	34:15.8	+4:00.1	18	40:49.0	+4:05.4	19			
Loop Time	8:27.9	+57.2	37	8:37.5	+1:17.8	39	8:45.1	+1:28.0	32	7:51.3	+28.9	8	6:33.2	+32.9	20			
Shooting	1	37.0	+10.0 =28	2	38.0	+7.0 =14	2	34.0	+6.0 =20	0	32.0	+7.0 =17	5	2:21.0	+22.0	17		
Range Time	1:39.0	+38.0	33	2:14.7	+1:10.5	47	2:08.4	+1:07.3	41	1:04.7	+1.9	2				7:06.8	+2:13.2	28
Course Time	6:48.9	+32.1	31	6:22.8	+14.4	12	6:36.7	+28.1	20	6:46.6	+40.9	29	6:33.2	+32.9	20	33:42.2	+1:52.2	17
20	28	LIDUMA Madara	LAT		6		40:50.8	+4:07.2	20									
Cumulative Time	9:56.2	+2:07.5	26	17:17.2	+2:07.7	18	26:08.2	+3:14.9	22	34:37.8	+4:22.1	21	40:50.8	+4:07.2	20			
Loop Time	8:16.2	+45.5	28	7:21.0	+1.3	3	8:51.0	+1:33.9	40	8:29.6	+1:07.2	21	6:13.0	+12.7	5			
Shooting	1	44.0	+17.0	51	0	35.0	+4.0 =5	3	31.0	+3.0 =8	2	30.0	+5.0 =12	6	2:20.0	+21.0	=15	
Range Time	1:43.7	+42.7	=39	1:06.1	+1.9	3	2:31.0	+1:29.9	47	1:59.6	+56.8	30				7:20.4	+2:26.8	30
Course Time	6:32.5	+15.7	5	6:14.9	+6.5	8	6:20.0	+11.4	3	6:30.0	+24.3	10	6:13.0	+12.7	5	33:30.4	+1:40.4	15
21	20	GWIZDON Magdalena	POL		3		41:12.6	+4:29.0	21									
Cumulative Time	9:46.1	+1:57.4	24	17:39.7	+2:30.2	22	25:58.0	+3:04.7	20	34:28.5	+4:12.8	20	41:12.6	+4:29.0	21			
Loop Time	8:23.1	+52.4	34	7:53.6	+33.9	15	8:18.3	+1:01.2	18	8:30.5	+1:08.1	22	6:44.1	+43.8	33			
Shooting	1	43.0	+16.0 =48	0	48.0	+17.0 =50	1	37.0	+9.0 =29	1	37.0	+12.0 =36	3	2:45.0	+46.0	=40		
Range Time	1:43.7	+42.7	=39	1:21.3	+17.1	18	1:40.9	+39.8	=21	1:43.5	+40.7	26				6:29.4	+1:35.8	19
Course Time	6:39.4	+22.6	16	6:32.3	+23.9	24	6:37.4	+28.8	22	6:47.0	+41.3	30	6:44.1	+43.8	33	34:43.2	+2:53.2	26
22	21	SUN Ribo	CHN		7		41:28.8	+4:45.2	22									
Cumulative Time	9:08.4	+1:19.7	16	16:28.1	+1:18.6	6	25:37.2	+2:43.9	16	35:06.7	+4:51.0	24	41:28.8	+4:45.2	22			
Loop Time	7:42.4	+11.7	6	7:19.7	0.0	1	9:09.1	+1:52.0	48	9:29.5	+2:07.1	41	6:22.1	+21.8	8			
Shooting	0	34.0	+7.0 =14	0	38.0	+7.0 =14	3	46.0	+18.0	51	4	33.0	+8.0 =21	7	2:31.0	+32.0	29	
Range Time	1:05.4	+4.4	6	1:09.9	+5.7	5	2:45.1	+1:44.0	50	3:02.0	+1:59.2	41				8:02.4	+3:08.8	37
Course Time	6:37.0	+20.2	10	6:09.8	+1.4	3	6:24.0	+15.4	9	6:27.5	+21.8	7	6:22.1	+21.8	8	33:26.4	+1:36.4	=13
23	41	LEVTCHEKOVA Natalia	MDA		1		41:36.1	+4:52.5	23									
Cumulative Time	10:20.1	+2:31.4	35	18:25.0	+3:15.5	30	26:26.1	+3:32.8	25	34:58.0	+4:42.3	23	41:36.1	+4:52.5	23			
Loop Time	8:17.1	+46.4	29	8:04.9	+45.2	19	8:01.1	+44.0	11	8:31.9	+1:09.5	23	6:38.1	+37.8	27			
Shooting	0	38.0	+11.0 =33	0	45.0	+14.0 =41	0	33.0	+5.0 =16	1	36.0	+11.0 =28	1	2:32.0	+33.0	30		
Range Time	1:14.2	+13.2	23	1:17.7	+13.5	16	1:09.0	+7.9	9	1:37.9	+35.1	19				5:18.8	+25.2	4
Course Time	7:02.9	+46.1	49	6:47.2	+38.8	47	6:52.1	+43.5	38	6:54.0	+48.3	32	6:38.1	+37.8	27	36:17.3	+4:27.3	34
24	39	HOLUBCOVA Katerina	CZE		2		41:37.5	+4:53.9	24									
Cumulative Time	10:04.9	+2:16.2	28	17:54.3	+2:44.8	25	26:25.2	+3:31.9	24	34:57.3	+4:41.6	22	41:37.5	+4:53.9	24			
Loop Time	8:02.9	+32.2	19	7:49.4	+29.7	12	8:30.9	+1:13.8	28	8:32.1	+1:09.7	24	6:40.2	+39.9	29			
Shooting	0	38.0	+11.0 =33	0	39.0	+8.0 =18	1	38.0	+10.0 =33	1	34.0	+9.0	26	2	2:29.0	+30.0	27	
Range Time	1:12.2	+11.2	20	1:13.2	+9.0	11	1:44.3	+43.2	27	1:36.2	+33.4	16				5:45.9	+52.3	9
Course Time	6:50.7	+33.9	34	6:36.2	+27.8	30	6:46.6	+38.0	31	6:55.9	+50.2	=34	6:40.2	+39.9	29	35:51.6	+4:01.6	33



COMPETITION ANALYSIS / ANALYSE DE LA COMPÉTITION

CESANA SAN SICARIO SAT 18 FEB 2006 / SAM 18 FEV 2006 START TIME / DEBUT 12:30 END TIME / FINI A 13:17

Rank	Bib	Name	NOC Code		T														
		Loop 1	Loop 2	Loop 3	Loop 4	Loop 5	Result	Behind	Rk.										
		Time	Rank	Time	Rank	Time	Rank	Time	Rank										
25	5	ZUBRILOVA Olena	BLR		8		41:42.9	+4:59.3	25										
Cumulative Time		8:34.8	+46.1	9	17:46.2	+2:36.7	24	25:58.3	+3:05.0	21	35:13.7	+4:58.0	27	41:42.9	+4:59.3	25			
Loop Time		8:25.8	+55.1	35	9:11.4	+1:51.7	51	8:12.1	+55.0	15	9:15.4	+1:53.0	38	6:29.2	+28.9	18			
Shooting	1	35.0	+8.0	=21 3	38.0	+7.0	=14 1	33.0	+5.0	=16 3	32.0	+7.0	=17	8	2:18.0	+19.0	=12		
Range Time		1:38.0	+37.0	32	2:43.8	+1:39.6	53	1:37.3	+36.2	19	2:36.4	+1:33.6	37	8:35.5	+3:41.9	40			
Course Time		6:47.8	+31.0	27	6:27.6	+19.2	22	6:34.8	+26.2	16	6:39.0	+33.3	=18	6:29.2	+28.9	18	33:07.4	+1:17.4	9
26	14	PERETTO Delphyne	FRA		3		41:52.8	+5:09.2	26										
Cumulative Time		9:01.1	+1:12.4	13	18:23.3	+3:13.8	29	26:33.8	+3:40.5	26	35:09.2	+4:53.5	26	41:52.8	+5:09.2	26			
Loop Time		8:01.1	+30.4	16	9:22.2	+2:02.5	52	8:10.5	+53.4	14	8:35.4	+1:13.0	27	6:43.6	+43.3	32			
Shooting	0	38.0	+11.0	=33 2	56.0	+25.0	58 0	33.0	+5.0	=16 1	36.0	+11.0	=28	3	2:43.0	+44.0	39		
Range Time		1:10.9	+9.9	19	2:37.7	+1:33.5	52	1:10.9	+9.8	10	1:39.6	+36.8	23	6:39.1	+1:45.5	22			
Course Time		6:50.2	+33.4	32	6:44.5	+36.1	42	6:59.6	+51.0	45	6:55.8	+50.1	33	6:43.6	+43.3	32	35:13.7	+3:23.7	29
27	18	RASIMOVICIUTE Diana	LTU		4		41:56.3	+5:12.7	27										
Cumulative Time		9:48.8	+2:00.1	25	18:13.5	+3:04.0	27	26:41.6	+3:48.3	27	35:07.4	+4:51.7	25	41:56.3	+5:12.7	27			
Loop Time		8:31.8	+1:01.1	39	8:24.7	+1:05.0	32	8:28.1	+1:11.0	25	8:25.8	+1:03.4	19	6:48.9	+48.6	=35			
Shooting	1	34.0	+7.0	=14 1	37.0	+6.0	=10 1	28.0	0.0	1 1	26.0	+1.0	=3	4	2:05.0	+6.0	2		
Range Time		1:34.8	+33.8	28	1:39.9	+35.7	22	1:32.6	+31.5	14	1:29.9	+27.1	10	6:17.2	+1:23.6	17			
Course Time		6:57.0	+40.2	41	6:44.8	+36.4	=43	6:55.5	+46.9	39	6:55.9	+50.2	=34	6:48.9	+48.6	=35	35:39.1	+3:49.1	31
28	33	DAFOVSKA Ekaterina	BUL		6		42:07.6	+5:24.0	28										
Cumulative Time		9:30.6	+1:41.9	21	17:36.3	+2:26.8	20	26:47.6	+3:54.3	29	35:33.1	+5:17.4	28	42:07.6	+5:24.0	28			
Loop Time		7:38.6	+7.9	=2	8:05.7	+46.0	20	9:11.3	+1:54.2	49	8:45.5	+1:23.1	31	6:34.5	+34.2	=23			
Shooting	0	30.0	+3.0	=5 1	42.0	+11.0	=33 3	34.0	+6.0	=20 2	29.0	+4.0	=9	6	2:15.0	+16.0	=6		
Range Time		1:03.5	+2.5	5	1:41.9	+37.7	24	2:36.8	+1:35.7	48	2:03.0	+1:00.2	31	7:25.2	+2:31.6	32			
Course Time		6:35.1	+18.3	8	6:23.8	+15.4	16	6:34.5	+25.9	15	6:42.5	+36.8	22	6:34.5	+34.2	=23	34:42.4	+2:52.4	25
29	37	IVANOVA Ekaterina	BLR		7		42:15.5	+5:31.9	29										
Cumulative Time		9:40.9	+1:52.2	23	18:08.8	+2:59.3	26	27:51.5	+4:58.2	36	36:04.1	+5:48.4	31	42:15.5	+5:31.9	29			
Loop Time		7:41.9	+11.2	5	8:27.9	+1:08.2	35	9:42.7	+2:25.6	52	8:12.6	+50.2	10	6:11.4	+11.1	3			
Shooting	0	39.0	+12.0	=38 2	39.0	+8.0	=18 4	50.0	+22.0	=53 1	42.0	+17.0	=48	7	2:50.0	+51.0	=48		
Range Time		1:08.8	+7.8	15	2:11.0	+1:06.8	45	3:16.8	+2:15.7	54	1:41.0	+38.2	24	8:17.6	+3:24.0	38			
Course Time		6:33.1	+16.3	6	6:16.9	+8.5	9	6:25.9	+17.3	10	6:31.6	+25.9	13	6:11.4	+11.1	3	33:57.9	+2:07.9	19
30	36	NIKOULTCHINA Irina	BUL		7		42:26.8	+5:43.2	30										
Cumulative Time		10:13.6	+2:24.9	31	17:45.3	+2:35.8	23	26:47.4	+3:54.1	28	35:58.4	+5:42.7	30	42:26.8	+5:43.2	30			
Loop Time		8:14.6	+43.9	27	7:31.7	+12.0	5	9:02.1	+1:45.0	44	9:11.0	+1:48.6	37	6:28.4	+28.1	17			
Shooting	1	45.0	+18.0	52 0	43.0	+12.0	=35 3	40.0	+12.0	=40 3	37.0	+12.0	=36	7	2:45.0	+46.0	=40		
Range Time		1:45.7	+44.7	=43	1:12.0	+7.8	7	2:41.1	+1:40.0	49	2:40.2	+1:37.4	38	8:19.0	+3:25.4	39			
Course Time		6:28.9	+12.1	4	6:19.7	+11.3	10	6:21.0	+12.4	6	6:30.8	+25.1	12	6:28.4	+28.1	17	34:07.8	+2:17.8	21
31	31	BRANKOVIC Tadeja	SLO		5		42:42.1	+5:58.5	31										
Cumulative Time		10:04.0	+2:15.3	27	18:26.0	+3:16.5	31	26:52.1	+3:58.8	30	35:53.2	+5:37.5	29	42:42.1	+5:58.5	31			
Loop Time		8:21.0	+50.3	32	8:22.0	+1:02.3	30	8:26.1	+1:09.0	24	9:01.1	+1:38.7	35	6:48.9	+48.6	=35			
Shooting	1	42.0	+15.0	=46 1	45.0	+14.0	=41 1	44.0	+16.0	=49 2	44.0	+19.0	53	5	2:55.0	+56.0	=52		
Range Time		1:43.2	+42.2	38	1:49.5	+45.3	36	1:46.1	+45.0	31	2:16.2	+1:13.4	36	7:35.0	+2:41.4	33			
Course Time		6:37.8	+21.0	=12	6:32.5	+24.1	=26	6:40.0	+31.4	27	6:44.9	+39.2	24	6:48.9	+48.6	=35	35:07.1	+3:17.1	27
32	46	FILIPOVA Pavlina	BUL		6		43:04.5	+6:20.9	32										
Cumulative Time		10:10.7	+2:22.0	29	18:17.4	+3:07.9	28	27:05.3	+4:12.0	31	36:30.0	+6:14.3	36	43:04.5	+6:20.9	32			
Loop Time		7:48.7	+18.0	7	8:06.7	+47.0	21	8:47.9	+1:30.8	35	9:24.7	+2:02.3	40	6:34.5	+34.2	=23			
Shooting	0	48.0	+21.0	55 1	41.0	+10.0	=29 2	33.0	+5.0	=16 3	36.0	+11.0	=28	6	2:38.0	+39.0	35		
Range Time		1:09.7	+8.7	16	1:43.0	+38.8	=26	2:11.0	+1:09.9	42	2:41.5	+1:38.7	39	7:45.2	+2:51.6	34			
Course Time		6:39.0	+22.2	15	6:23.7	+15.3	15	6:36.9	+28.3	21	6:43.2	+37.5	23	6:34.5	+34.2	=23	35:19.3	+3:29.3	30



COMPETITION ANALYSIS / ANALYSE DE LA COMPÉTITION

CESANA SAN SICARIO SAT 18 FEB 2006 / SAM 18 FEV 2006 START TIME / DEBUT 12:30 END TIME / FINI A 13:17

Rank	Bib	Name	NOC Code		T							
		Loop 1	Loop 2		Loop 3		Loop 4		Loop 5		Result Behind	Rk.
		Time Rank	Time Rank	Time Rank	Time Rank	Time Rank	Time Rank	Time Rank	Time Rank			
33	48	PLOTAGEA Dana Elena	ROM		3		43:11.0	+6:27.4	33			
Cumulative Time		11:01.6 +3:12.9 39	18:54.2 +3:44.7 34	27:09.6 +4:16.3 32	36:28.0 +6:12.3 35		43:11.0	+6:27.4	33			
Loop Time		8:31.6 +1:00.9 38	7:52.6 +32.9 14	8:15.4 +58.3 17	9:18.4 +1:56.0 39		6:43.0	+42.7	31			
Shooting	1	33.0 +6.0 =12 0	35.0 +4.0 =5 0	36.0 +8.0 =27 2	33.0 +8.0 =21		3	2:17.0	+18.0	=8		
Range Time		1:37.7 +36.7 31	1:09.1 +4.9 4	1:11.7 +10.6 11	2:11.9 +1:09.1 33			6:10.4	+1:16.8	15		
Course Time		6:53.9 +37.1 40	6:43.5 +35.1 39	7:03.7 +55.1 48	7:06.5 +1:00.8 38		6:43.0	+42.7	31	37:00.6	+5:10.6	40
34	30	BECAERT Sylvie	FRA		3		43:17.1	+6:33.5	34			
Cumulative Time		10:19.5 +2:30.8 34	18:57.6 +3:48.1 36	27:44.5 +4:51.2 35	36:13.6 +5:57.9 32		43:17.1	+6:33.5	34			
Loop Time		8:37.5 +1:06.8 42	8:38.1 +1:18.4 40	8:46.9 +1:29.8 34	8:29.1 +1:06.7 20		7:03.5	+1:03.2	40			
Shooting	1	34.0 +7.0 =14 1	44.0 +13.0 =39 1	38.0 +10.0 =33 0	46.0 +21.0 54		3	2:42.0	+43.0	=37		
Range Time		1:44.2 +43.2 =41	1:52.5 +48.3 41	1:47.8 +46.7 33	1:21.1 +18.3 8			6:45.6	+1:52.0	25		
Course Time		6:53.3 +36.5 37	6:45.6 +37.2 46	6:59.1 +50.5 43	7:08.0 +1:02.3 39		7:03.5	+1:03.2	40	36:31.5	+4:41.5	36
35	43	VEJNAROVA Zdenka	CZE		4		43:17.7	+6:34.1	35			
Cumulative Time		10:22.9 +2:34.2 36	20:01.3 +4:51.8 44	27:58.1 +5:04.8 37	36:31.3 +6:15.6 37		43:17.7	+6:34.1	35			
Loop Time		8:07.9 +37.2 22	9:38.4 +2:18.7 56	7:56.8 +39.7 9	8:33.2 +1:10.8 25		6:46.4	+46.1	34			
Shooting	0	37.0 +10.0 =28 3	48.0 +17.0 =50 0	30.0 +2.0 =4 1	28.0 +3.0 =7		4	2:23.0	+24.0	=20		
Range Time		1:10.3 +9.3 17	2:53.2 +1:49.0 57	1:06.4 +5.3 5	1:34.7 +31.9 13			6:44.6	+1:51.0	24		
Course Time		6:57.6 +40.8 42	6:45.2 +36.8 45	6:50.4 +41.8 36	6:58.5 +52.8 37		6:46.4	+46.1	34	36:33.1	+4:43.1	38
36	32	FALTUSOVA Lenka	CZE		4		43:22.5	+6:38.9	36			
Cumulative Time		10:13.4 +2:24.7 30	18:55.6 +3:46.1 35	27:39.0 +4:45.7 34	36:23.8 +6:08.1 34		43:22.5	+6:38.9	36			
Loop Time		8:27.4 +56.7 36	8:42.2 +1:22.5 43	8:43.4 +1:26.3 31	8:44.8 +1:22.4 30		6:58.7	+58.4	39			
Shooting	1	33.0 +6.0 =12 1	43.0 +12.0 =35 1	34.0 +6.0 =20 1	28.0 +3.0 =7		4	2:18.0	+19.0	=12		
Range Time		1:39.1 +38.1 34	1:49.2 +45.0 35	1:41.4 +40.3 25	1:36.1 +33.3 15			6:45.8	+1:52.2	26		
Course Time		6:48.3 +31.5 28	6:53.0 +44.6 49	7:02.0 +53.4 47	7:08.7 +1:03.0 40		6:58.7	+58.4	39	36:36.7	+4:46.7	39
37	25	PALKA Krystyna	POL		5		43:26.5	+6:42.9	37			
Cumulative Time		10:44.1 +2:55.4 38	19:19.5 +4:10.0 37	28:08.3 +5:15.0 38	36:48.6 +6:32.9 38		43:26.5	+6:42.9	37			
Loop Time		9:08.1 +1:37.4 47	8:35.4 +1:15.7 38	8:48.8 +1:31.7 37	8:40.3 +1:17.9 29		6:37.9	+37.6	26			
Shooting	2	43.0 +16.0 =48 1	46.0 +15.0 =44 1	42.0 +14.0 =45 1	38.0 +13.0 =40		5	2:49.0	+50.0	=46		
Range Time		2:21.6 +1:20.6 53	1:50.6 +46.4 39	1:50.1 +49.0 35	1:43.6 +40.8 27			7:45.9	+2:52.3	35		
Course Time		6:46.5 +29.7 24	6:44.8 +36.4 =43	6:58.7 +50.1 42	6:56.7 +51.0 36		6:37.9	+37.6	26	35:40.6	+3:50.6	32
38	26	SANTER Nathalie	ITA		8		43:31.6	+6:48.0	38			
Cumulative Time		11:02.0 +3:13.3 40	19:26.5 +4:17.0 38	28:49.4 +5:56.1 42	37:08.5 +6:52.8 40		43:31.6	+6:48.0	38			
Loop Time		9:24.0 +1:53.3 54	8:24.5 +1:04.8 31	9:22.9 +2:05.8 50	8:19.1 +56.7 14		6:23.1	+22.8	9			
Shooting	3	41.0 +14.0 45 1	52.0 +21.0 55 3	40.0 +12.0 =40 1	36.0 +11.0 =28		8	2:49.0	+50.0	=46		
Range Time		2:42.0 +1:41.0 56	1:53.7 +49.5 42	2:47.5 +1:46.4 51	1:38.7 +35.9 21			9:01.9	+4:08.3	41		
Course Time		6:42.0 +25.2 20	6:30.8 +22.4 23	6:35.4 +26.8 =17	6:40.4 +34.7 20		6:23.1	+22.8	9	34:29.7	+2:39.7	22
39	35	STEER Rachel	USA		2		43:32.8	+6:49.2	39			
Cumulative Time		10:18.9 +2:30.2 33	18:38.3 +3:28.8 33	27:27.5 +4:34.2 33	36:18.3 +6:02.6 33		43:32.8	+6:49.2	39			
Loop Time		8:20.9 +50.2 31	8:19.4 +59.7 27	8:49.2 +1:32.1 38	8:50.8 +1:28.4 34		7:14.5	+1:14.2	41			
Shooting	0	47.0 +20.0 =53 0	51.0 +20.0 =53 1	35.0 +7.0 =25 1	33.0 +8.0 =21		2	2:46.0	+47.0	=44		
Range Time		1:18.5 +17.5 25	1:23.8 +19.6 19	1:43.9 +42.8 26	1:39.3 +36.5 22			6:05.5	+1:11.9	14		
Course Time		7:02.4 +45.6 47	6:55.6 +47.2 50	7:05.3 +56.7 49	7:11.5 +1:05.8 41		7:14.5	+1:14.2	41	37:27.3	+5:37.3	41
40	40	ISTAD-KRISTIANSEN Gro Marit	NOR		6		43:41.5	+6:57.9	40			
Cumulative Time		11:17.8 +3:29.1 46	20:09.3 +4:59.8 45	28:29.8 +5:36.5 40	36:51.4 +6:35.7 39		43:41.5	+6:57.9	40			
Loop Time		9:14.8 +1:44.1 50	8:51.5 +1:31.8 48	8:20.5 +1:03.4 20	8:21.6 +59.2 16		6:50.1	+49.8	38			
Shooting	2	31.0 +4.0 =7 2	39.0 +8.0 =18 1	31.0 +3.0 =8 1	25.0 0.0 =1		6	2:06.0	+7.0	3		
Range Time		2:06.2 +1:05.2 45	2:12.9 +1:08.7 46	1:33.3 +32.2 16	1:28.2 +25.4 9			7:20.6	+2:27.0	31		
Course Time		7:08.6 +51.8 57	6:38.6 +30.2 33	6:47.2 +38.6 34	6:53.4 +47.7 31		6:50.1	+49.8	38	36:20.9	+4:30.9	35



COMPETITION ANALYSIS / ANALYSE DE LA COMPÉTITION

CESANA SAN SICARIO SAT 18 FEB 2006 / SAM 18 FEV 2006 START TIME / DEBUT 12:30 END TIME / FINI A 13:17

Rank	Bib	Name	NOC Code		T								
		Loop 1	Loop 2	Loop 3	Loop 4	Loop 5	Result	Behind	Rk.				
		Time	Rank	Time	Rank	Time	Rank	Time	Rank				
41	50	LEMESH Nina	UKR				5	43:48.6	+7:05.0	41			
Cumulative Time		11:15.4 +3:26.7	44	20:19.6 +5:10.1	49	28:50.3 +5:57.0	43	37:09.1 +6:53.4	41	43:48.6 +7:05.0	41		
Loop Time		8:33.4 +1:02.7	40	9:04.2 +1:44.5	50	8:30.7 +1:13.6	27	8:18.8 +56.4	13	6:39.5 +39.2	28		
Shooting	1	36.0 +9.0 =25	2	51.0 +20.0 =53	1	37.0 +9.0 =29	1	32.0 +7.0 =17		5	2:36.0 +37.0	34	
Range Time		1:39.8 +38.8	36	2:22.6 +1:18.4	49	1:41.1 +40.0 =23		1:32.3 +29.5 =11			7:15.8 +2:22.2	29	
Course Time		6:53.6 +36.8	39	6:41.6 +33.2	37	6:49.6 +41.0	35	6:46.5 +40.8 =27		6:39.5 +39.2	28	36:32.8 +4:42.8	37

Did not start

44 **PETROVA Olena** **UKR**
54 **HOU Yuxia** **CHN**

Did not finish

38	MURINOVA Anna	SVK		
Cumulative Time	11:31.7 +3:43.0	50	21:27.5 +6:18.0	57
Loop Time	9:30.7 +2:00.0	56	9:55.8 +2:36.1	57
Shooting	2 30.0 +3.0 =5	2	46.0 +15.0 =44	
Range Time	2:19.3 +1:18.3	51	2:31.2 +1:27.0	51
Course Time	7:11.4 +54.6	58	7:24.6 +1:16.2	58
42	ANANKO Ludmilla	BLR		
Cumulative Time	11:22.0 +3:33.3	48	20:47.5 +5:38.0	53
Loop Time	9:17.0 +1:46.3	52	9:25.5 +2:05.8	54
Shooting	2 42.0 +15.0 =46	3	39.0 +8.0 =18	3
Range Time	2:15.8 +1:14.8	48	2:44.5 +1:40.3	54
Course Time	7:01.2 +44.4	45	6:41.0 +32.6	36
53	HALLER Katja	ITA		
Cumulative Time	12:42.1 +4:53.4	58	21:35.6 +6:26.1	58
Loop Time	9:51.1 +2:20.4	58	8:53.5 +1:33.8	49
Shooting	3 40.0 +13.0 =41	1	37.0 +6.0 =10	2
Range Time	2:51.5 +1:50.5	58	1:47.8 +43.6	34
Course Time	6:59.6 +42.8	43	7:05.7 +57.3	55

Jury Decisions

Lapped / Doublés

16	HALINAROVA Martina	SVK		8			
Cumulative Time	10:16.9 +2:28.2	32	20:16.9 +5:07.4	47			
Loop Time	9:15.9 +1:45.2	51	10:00.0 +2:40.3	58			
Shooting	2 38.0 +11.0 =33	3	48.0 +17.0 =50	2			
Range Time	2:14.2 +1:13.2	47	3:03.2 +1:59.0	58			
Course Time	7:01.7 +44.9	46	6:56.8 +48.4	51			
			7:10.5 +1:01.9	53	8	2:46.0 +47.0 =44	
27	MIHOKOVA Sona	SVK		8			
Cumulative Time	11:16.3 +3:27.6	45	20:52.5 +5:43.0	55			
Loop Time	9:37.3 +2:06.6	57	9:36.2 +2:16.5	55			
Shooting	3 38.0 +11.0 =33	3	43.0 +12.0 =35	1			
Range Time	2:48.9 +1:47.9	57	2:52.1 +1:47.9	56			
Course Time	6:48.4 +31.6	29	6:44.1 +35.7	40			
			7:00.9 +52.3	46	8	2:53.0 +54.0	50



COMPETITION ANALYSIS / ANALYSE DE LA COMPÉTITION

CESANA SAN SICARIO SAT 18 FEB 2006 / SAM 18 FEV 2006 START TIME / DEBUT 12:30 END TIME / FINI A 13:17

Jury Decisions

29 PAVKOVCEKOVA Marcela		SVK						5	
Cumulative Time	11:05.1 +3:16.4 41	19:52.9 +4:43.4 42	29:01.0 +6:07.7 44						
Loop Time	9:25.1 +1:54.4 55	8:47.8 +1:28.1 45	9:08.1 +1:51.0 47						
Shooting	2 43.0 +16.0 =48 1	37.0 +6.0 =10 1	41.0 +13.0 =43 1	29.0 +4.0 =9			5 2:30.0 +31.0 28		
Range Time	2:21.7 +1:20.7 54	1:44.5 +40.3 30	1:51.4 +50.3 36						
Course Time	7:03.4 +46.6 51	7:03.3 +54.9 54	7:16.7 +1:08.1 55						
45 RUSU Alexandra		ROM						4	
Cumulative Time	11:44.6 +3:55.9 52	19:59.2 +4:49.7 43	28:20.3 +5:27.0 39						
Loop Time	9:23.6 +1:52.9 53	8:14.6 +54.9 24	8:21.1 +1:04.0 21						
Shooting	2 37.0 +10.0 =28 0	35.0 +4.0 =5 0	38.0 +10.0 =33 2	43.0 +18.0 =50			4 2:33.0 +34.0 =31		
Range Time	2:19.9 +1:18.9 52	1:13.0 +8.8 10	1:13.0 +11.9 13						
Course Time	7:03.7 +46.9 52	7:01.6 +53.2 52	7:08.1 +59.5 51						
47 SAUE Eveli		EST						7	
Cumulative Time	11:13.2 +3:24.5 43	19:44.4 +4:34.9 39	29:34.5 +6:41.2 49						
Loop Time	8:49.2 +1:18.5 44	8:31.2 +1:11.5 36	9:50.1 +2:33.0 53						
Shooting	1 36.0 +9.0 =25 1	35.0 +4.0 =5 3	32.0 +4.0 =12 2	25.0 0.0 =1			7 2:08.0 +9.0 4		
Range Time	1:41.2 +40.2 37	1:39.7 +35.5 21	2:50.7 +1:49.6 52						
Course Time	7:08.0 +51.2 56	6:51.5 +43.1 48	6:59.4 +50.8 44						
49 KHVOSTENKO Oksana		UKR						4	
Cumulative Time	11:30.7 +3:42.0 49	20:21.4 +5:11.9 50	29:48.0 +6:54.7 53						
Loop Time	8:51.7 +1:21.0 45	8:50.7 +1:31.0 47	9:26.6 +2:09.5 51						
Shooting	1 39.0 +12.0 =38 1	40.0 +9.0 =25 2	37.0 +9.0 =29 0	26.0 +1.0 =3			4 2:22.0 +23.0 =18		
Range Time	1:44.2 +43.2 =41	1:43.0 +38.8 =26	2:15.8 +1:14.7 44						
Course Time	7:07.5 +50.7 55	7:07.7 +59.3 57	7:10.8 +1:02.2 54						
51 TSUKIDATE Ikuyo		JPN						7	
Cumulative Time	12:00.5 +4:11.8 55	20:34.0 +5:24.5 52	29:29.2 +6:35.9 48						
Loop Time	9:14.5 +1:43.8 49	8:33.5 +1:13.8 37	8:55.2 +1:38.1 43						
Shooting	2 50.0 +23.0 57 1	45.0 +14.0 =41 1	55.0 +27.0 56 3	41.0 +16.0 47			7 3:11.0 +1:12.0 55		
Range Time	2:26.0 +1:25.0 55	1:50.2 +46.0 37	1:59.5 +58.4 39						
Course Time	6:48.5 +31.7 30	6:43.3 +34.9 38	6:55.7 +47.1 =40						
52 LEBEDEVA Anna		KAZ						6	
Cumulative Time	12:02.9 +4:14.2 56	20:51.2 +5:41.7 54	29:58.9 +7:05.6 55						
Loop Time	9:12.9 +1:42.2 48	8:48.3 +1:28.6 46	9:07.7 +1:50.6 46						
Shooting	2 34.0 +7.0 =14 2	47.0 +16.0 =47 2	44.0 +16.0 =49 0	37.0 +12.0 =36			6 2:42.0 +43.0 =37		
Range Time	2:11.8 +1:10.8 46	2:15.7 +1:11.5 48	2:20.7 +1:19.6 45						
Course Time	7:01.1 +44.3 44	6:32.6 +24.2 28	6:47.0 +38.4 33						
55 GRUDICEK Dijana		SLO						8	
Cumulative Time	11:52.6 +4:03.9 54	19:44.6 +4:35.1 40	29:39.9 +6:46.6 50						
Loop Time	8:55.6 +1:24.9 46	7:52.0 +32.3 13	9:55.3 +2:38.2 54						
Shooting	2 47.0 +20.0 =53 0	43.0 +12.0 =35 4	37.0 +9.0 =29 2	27.0 +2.0 6			8 2:34.0 +35.0 33		
Range Time	2:17.8 +1:16.8 49	1:15.3 +11.1 15	3:17.1 +2:16.0 55						
Course Time	6:37.8 +21.0 =12	6:36.7 +28.3 31	6:38.2 +29.6 23						
56 NYKIEL Magdalena		POL						5	
Cumulative Time	11:06.3 +3:17.6 42	20:30.1 +5:20.6 51	29:11.1 +6:17.8 46						
Loop Time	8:05.3 +34.6 20	9:23.8 +2:04.1 53	8:41.0 +1:23.9 30						
Shooting	0 37.0 +10.0 =28 3	47.0 +16.0 =47 1	42.0 +14.0 =45 1	39.0 +14.0 =42			5 2:45.0 +46.0 =40		
Range Time	1:14.8 +13.8 24	2:51.4 +1:47.2 55	1:49.0 +47.9 34						
Course Time	6:50.5 +33.7 33	6:32.4 +24.0 25	6:52.0 +43.4 37						
57 SANTER Saskia		ITA						7	
Cumulative Time	11:19.9 +3:31.2 47	19:45.0 +4:35.5 41	29:41.2 +6:47.9 52						
Loop Time	8:08.9 +38.2 23	8:25.1 +1:05.4 33	9:56.2 +2:39.1 55						
Shooting	0 53.0 +26.0 58 1	36.0 +5.0 9 4	32.0 +4.0 =12 2	26.0 +1.0 =3			7 2:27.0 +28.0 =25		
Range Time	1:22.5 +21.5 26	1:44.3 +40.1 29	3:16.0 +2:14.9 53						
Course Time	6:46.4 +29.6 23	6:40.8 +32.4 34	6:40.2 +31.6 28						



COMPETITION ANALYSIS / ANALYSE DE LA COMPÉTITION

CESANA SAN SICARIO SAT 18 FEB 2006 / SAM 18 FEV 2006 START TIME / DEBUT 12:30 END TIME / FINI A 13:17

Jury Decisions														
58 POPOVA Radka					BUL					3				
Cumulative Time	11:36.9	+3:48.2	51	20:18.9	+5:09.4	48	28:41.9	+5:48.6	41					
Loop Time	8:06.9	+36.2	21	8:42.0	+1:22.3	42	8:23.0	+1:05.9	23					
Shooting	0	27.0	0.0 =1 1	33.0	+2.0 =2 0	38.0	+10.0 =33 2	39.0	+14.0 =42	3	2:17.0	+18.0	=8	
Range Time	1:02.5	+1.5	3	1:39.3	+35.1	20	1:12.7	+11.6	12					
Course Time	7:04.4	+47.6	54	7:02.7	+54.3	53	7:10.3	+1:01.7	52					
59 MALI Andreja					SLO					3				
Cumulative Time	12:19.9	+4:31.2	57	21:03.1	+5:53.6	56	29:54.9	+7:01.6	54					
Loop Time	8:48.9	+1:18.2	43	8:43.2	+1:23.5	44	8:51.8	+1:34.7	41					
Shooting	1	40.0	+13.0 =41 1	53.0	+22.0 =56 1	50.0	+22.0 =53 0	31.0	+6.0 =15	3	2:54.0	+55.0	51	
Range Time	1:45.7	+44.7	=43	1:58.9	+54.7	43	1:56.1	+55.0	38					
Course Time	7:03.2	+46.4	50	6:44.3	+35.9	41	6:55.7	+47.1	=40					
60 BRICE Anzela					LAT					2				
Cumulative Time	11:50.0	+4:01.3	53	20:15.2	+5:05.7	46	29:07.3	+6:14.0	45					
Loop Time	8:18.0	+47.3	30	8:25.2	+1:05.5	34	8:52.1	+1:35.0	42					
Shooting	0	40.0	+13.0 =41 0	47.0	+16.0 =47 1	39.0	+11.0 39 1	39.0	+14.0 =42	2	2:45.0	+46.0	=40	
Range Time	1:13.7	+12.7	22	1:18.5	+14.3	17	1:45.4	+44.3	=29					
Course Time	7:04.3	+47.5	53	7:06.7	+58.3	56	7:06.7	+58.1	50					

LEGEND	Rk.	Rank	T	Total penalties
=	Sign indicates a tie for rank			



WORLD CUP PURSUIT SCORE WOMEN SCORE EN COUPE DU MONDE, POURSUITE DAMES INTERMEDIATE AFTER 5 COMPETITIONS

As of SAT 18 FEB 2006 / En date du SAM 18 FEV 2006

World Cup Events			
1 Oestersund, Women 10 km Pursuit	27 NOV 2005	5 Cesana San Sicario, Women's 10 km Pursuit	18 FEB 2006
2 Brezno-Osrblie, Women 10 km Pursuit	18 DEC 2005	6 Pokjuka, Women 10 km Pursuit	11 MAR 2006
3 Ruhpolding, Women 10 km Pursuit	15 JAN 2006	7 Kontiolahti, Women 10 km Pursuit	18 MAR 2006
4 Antholz-Anterselva, Women 10 km Pursuit	21 JAN 2006	8 Oslo Holmenkollen, Women 10 km Pursuit	25 MAR 2006

Rank	Name	NOC Code	Total	1	2	3	4	5	6	7	8
1	WILHELM Kati	GER	238	2/46	2/46	2/46	1/50	1/50			
2	DISL Uschi	GER	146	4/40	3/43		5/37	10/26			
3	BAILLY Sandrine	FRA	145	5/37		4/40	2/46	12/22			
4	AKHATOVA Albina	RUS	142		18/13	3/43	3/43	3/43			
5	POIREE Liv Grete	NOR	135	20/11		1/50	4/40	6/34			
6	OLOFSSON Anna Carin	SWE	135	8/30	1/50	5/37		14/18			
7	GLAGOW Martina	GER	134	9/28		10/26	6/34	2/46			
8	ZAITSEVA Olga	RUS	129	1/50	9/28	11/24	16/15	19/12			
9	APEL Katrin	GER	126	15/16	11/24	7/32	8/30	11/24			
10	ISHMOURATOVA Svetlana	RUS	114	6/34	4/40	DNS		4/40			
11	HENKEL Andrea	GER	90	3/43		16/15	7/32				
12	LIU Xianying	CHN	84	38	10/26	8/30	36	9/28			
13	PONZA Michela	ITA	81	17/14	36	15/16	17/14	5/37			
14	GUSEVA Natalia	RUS	77	28/3	6/34	6/34	25/6				
15	NAZAROVA Olga	BLR	76	58	7/32	DNS	19/12	7/32			
16	TJORHOM Linda	NOR	76	7/32		DNS	9/28	15/16			
17	EFREMOVA Lilia	UKR	72	26/5	5/37		DNS	8/30			
18	HOU Yuxia	CHN	68	42	8/30	12/22	15/16	DNS			
19	BAVEREL-ROBERT Florence	FRA	60	37	22/9	22/9	12/22	13/20			
20	ZUBRILOVA Olena	BLR	60	14/18	13/20	26/5	20/11	25/6			
21	BOGALIY Anna	RUS	52	11/24		9/28	43				
22	GREGORIN Teja	SLO	48	21/10	37	28/3	13/20	16/15			
23	DENKINGER Simone	GER	47	30/1	LAP	13/20	10/26				
24	LEVTCHEKOVA Natalia	MDA	44	36	16/15	14/18	28/3	23/8			
25	BRANKOVIC Tadeja	SLO	40	12/22	26/5	18/13		31			
26	IVANOVA Ekaterina	BLR	40	16/15	15/16	35	24/7	29/2			
27	GROS Christelle	FRA	36	22/9	20/11	24/7	22/9				
28	NEUNER Magdalena	GER	34			21/10	11/24				
29	GWIZDON Magdalena	POL	32	13/20	29/2	32	31	21/10			
30	DAFOVSKA Ekaterina	BUL	29	10/26		DNS		28/3			
31	BEER Katja	GER	28	18/13	17/14	30/1					
32	BECAERT Sylvie	FRA	27		28/3	17/14	21/10	34			
33	BERGER Tora	NOR	24	60		20/11	DNS	18/13			
34	PYLEVA Olga	RUS	22		12/22		32				
35	KONG Yingchao	CHN	22	47	49		23/8	17/14			
36	NIKOULTCHINA Irina	BUL	19		14/18	DNS		30/1			
37	SOKOLOVA Natalia	BLR	18		44	DNS	14/18				
38	LEBEDEVA Anna	KAZ	18		21/10	23/8		LAP			
39	LIDUMA Madara	LAT	17	55	25/6			20/11			
40	FILIPOVA Pavlina	BUL	14	29/2	19/12	DNS		32			
41	GRUDICEK Dijana	SLO	13	44	42	40	18/13	LAP			
42	KOCHER Zina	CAN	13	31	30/1	19/12	DNF				
43	ANDREASSEN Gunn Margit	NOR	12	19/12		DNS					
44	SUN Ribo	CHN	9	51	39	34	DNS	22/9			
45	MEGURO Kanae	JPN	8	45	23/8		48				
46	MALGINA Irina	RUS	8	23/8	53						
47	HOLUBCOVA Katerina	CZE	7	53	45	39	DNF	24/7			
48	ISTAD-KRISTIANSEN Gro Marit	NOR	7	24/7				40			
49	JONSSON Helena	SWE	7		24/7						
50	PERETTO Delphyne	FRA	7	34		DNS	29/2	26/5			
51	JACQUIN Pauline	FRA	6		41	25/6	46				
52	EIKELAND Liv Kjersti	NOR	6	25/6							
53	PALKA Krystyna	POL	5			38	26/5	37			
54	DONG Xue	CHN	4	40	46	27/4	40				
55	FLATLAND Ann Kristin	NOR	4	57			27/4				
56	CESNEKOVA Irena	CZE	4	27/4							
56	RASIMOVICIUTE Diana	LTU	4					27/4			



**WORLD CUP PURSUIT SCORE WOMEN
SCORE EN COUPE DU MONDE, POURSUITE DAMES
INTERMEDIATE AFTER 5 COMPETITIONS**

As of SAT 18 FEB 2006 / En date du SAM 18 FEV 2006

Rank	Name	NOC Code	Total	1	2	3	4	5	6	7	8
56	TANANAİKO Irina	UKR	4		27/4		DNS				
59	MAKARAINEN Kaisa	FIN	2		51	29/2	DNS				
60	YIN Qiao	CHN	1	33		41	30/1				

NOTE

Numbers separated by a slash indicate World Cup rank / points. Number of points awarded for each rank is shown in the table below:

Place	1	2	3	4	5	6	7	8	9	10	11	12	13	14	15	16	17	18	19	20	21	22	23	24	25	26	27	28	29	30
Points	50	46	43	40	37	34	32	30	28	26	24	22	20	18	16	15	14	13	12	11	10	9	8	7	6	5	4	3	2	1

LEGEND

DNF Did not finish **DNS** Did not start **LAP** Lapped



FINAL RESULTS - COMPETITION DATA SUMMARY
RÉSULTATS DÉFINITIFS - RÉSUMÉ DES DONNÉES DE COMPÉTITION

CESANA SAN SICARIO TUE 21 FEB 2006 / MAR 21 FEV 2006 START TIME / DEBUT 12:00 END TIME / FINI A 13:28

Participation

Number of Entries:	17
Did not start:	0
Did not finish:	0
Disqualified:	0
Ranked Competitors:	17

Atmospheric Conditions at the Stadium

	30 min. before Start	At Start Time	30 min. after Start	At End Time
Weather	Partly Cloudy	Partly Cloudy	Partly Cloudy	Partly Cloudy
Snow Condition	Packed	Packed	Packed	Packed
Snow Temperature	-5.1 °C	-3.0 °C	-0.5 °C	0.0 °C
Air Temperature	1.1 °C	0.8 °C	2.1 °C	0.7 °C
Humidity	47 %	50 %	47 %	56 %
Wind Direction/Speed	NE 0.6 m/s	NW 1.2 m/s	WNW 2.7 m/s	NNW 0.9 m/s

Jury Information

IBU Technical Delegate - Chairman	BAIER Norbert	GER
IBU Assistant Technical Delegate	ROGNSTAD Johnny	NOR
Chief of Competition	PRUCKER Ubaldo	ITA
Member	AMAT Jean Pierre	FRA
Member	POPOV Alexandr	BLR

Course Information


4 x yellow 2.5 km + yellow 2.5 km + yellow 2.5 km

Total Course Length:	30.000 m
Height Difference:	48 m
Max. Climb:	13 m
Total Climb:	4 x 249 m

Jury Decisions


none

IBU Technical Delegate - Chairman



BAIER Norbert (GER)

IBU Assistant Technical Delegate



ROGNSTAD Johnny (NOR)

LEGEND

NE Northeast **NNW** North-Northwest **NW** Northwest **WNW** West-Northwest



FINAL RESULTS / RÉSULTATS DÉFINITIFS

CESANA SAN SICARIO TUE 21 FEB 2006 / MAR 21 FEV 2006 START TIME / DEBUT 12:00 END TIME / FINI A 13:28

Rank	Bib Leg	NOC Bib Color	Name	P	S	T	Leg Time	Leg Rank	Team Time	Team Rank	Behind	WC	NC
1	2	GER	Germany	0+3	1+5	1+8			1:21:51.5		0.0	50	450
	r		GROSS Ricco	0+0	0+1		20:47.1	3	20:47.1	3	+6.3		
	g		ROESCH Michael	0+0	0+0		19:42.5	1	40:29.6	1	0.0		
	y		FISCHER Sven	0+1	1+3		21:11.6	7	1:01:41.2	1	0.0		
	b		GREIS Michael	0+2	0+1		20:10.3	2	1:21:51.5	1	0.0		
2	1	RUS	Russian Federation	0+6	0+0	0+6			1:22:12.4		+20.9	46	420
	r		TCHEREZOV Ivan	0+3	0+0		21:10.0	6	21:10.0	6	+29.2		
	g		TCHEPIKOV Sergei	0+0	0+0		20:09.7	5	41:19.7	5	+50.1		
	y		ROSTOVTSEV Pavel	0+2	0+0		20:40.0	2	1:01:59.7	2	+18.5		
	b		KRUGLOV Nikolay	0+1	0+0		20:12.7	4	1:22:12.4	2	+20.9		
3	3	FRA	France	0+2	0+4	0+6			1:22:35.1		+43.6	43	390
	r		ROBERT Julien	0+0	0+0		21:33.8	11	21:33.8	11	+53.0		
	g		DEFRASNE Vincent	0+1	0+0		19:45.3	2	41:19.1	4	+49.5		
	y		CANNARD Ferreol	0+1	0+1		21:02.1	6	1:02:21.2	3	+40.0		
	b		POIREE Raphael	0+0	0+3		20:13.9	5	1:22:35.1	3	+43.6		
4	7	SWE	Sweden	0+5	0+7	0+12			1:22:35.1		+43.6	40	360
	r		BORJESSON Jakob	0+2	0+2		21:35.3	12	21:35.3	12	+54.5		
	g		FERRY Bjorn	0+0	0+3		20:20.5	7	41:55.8	10	+1:26.2		
	y		NILSSON Mattias Jr.	0+2	0+1		20:27.5	1	1:02:23.3	4	+42.1		
	b		BERGMAN Carl Johan	0+1	0+1		20:11.8	3	1:22:35.1	4	+43.6		
5	4	NOR	Norway	2+5	0+4	2+9			1:23:03.6		+1:12.1	37	330
	r		HANEVOLD Halvard	0+2	0+0		21:33.1	10	21:33.1	10	+52.3		
	g		ECKHOFF Stian	0+0	0+2		20:22.1	8	41:55.2	9	+1:25.6		
	y		ANDRESEN Frode	2+3	0+2		21:52.9	12	1:03:48.1	10	+2:06.9		
	b		BJOERNDALLEN Ole Einar	0+0	0+0		19:15.5	1	1:23:03.6	5	+1:12.1		
6	8	CZE	Czech Republic	0+1	1+10	1+11			1:23:04.0		+1:12.5	34	310
	r		MORAVEC Ondrej	0+0	0+1		20:44.6	2	20:44.6	2	+3.8		
	g		VITEK Zdenek	0+0	1+3		20:47.4	11	41:32.0	6	+1:02.4		
	y		DOSTAL Roman	0+1	0+3		20:57.7	5	1:02:29.7	5	+48.5		
	b		SLESINGR Michal	0+0	0+3		20:34.3	6	1:23:04.0	6	+1:12.5		
7	9	UKR	Ukraine	0+5	1+6	1+11			1:23:40.4		+1:48.9	32	290
	r		BILANENKO Olexander	0+2	0+1		21:32.6	9	21:32.6	9	+51.8		
	g		DERYZEMLYA Andriy	0+1	0+1		20:10.3	6	41:42.9	7	+1:13.3		
	y		KOROBEYNIKOV Alexei	0+1	0+1		20:52.7	4	1:02:35.6	6	+54.4		
	b		LYSENKO Ruslan	0+1	1+3		21:04.8	12	1:23:40.4	7	+1:48.9		
8	12	ITA	Italy	0+6	2+4	2+10			1:23:40.9		+1:49.4	30	270
	r		DE LORENZI Christian	0+2	0+0		20:48.8	4	20:48.8	4	+8.0		
	g		VUILLERMOZ Rene Laurent	0+1	0+1		20:05.2	4	40:54.0	2	+24.4		
	y		LONGO Paolo	0+0	2+3		21:53.2	13	1:02:47.2	7	+1:06.0		
	b		PALLHUBER Wilfried	0+3	0+0		20:53.7	9	1:23:40.9	8	+1:49.4		



FINAL RESULTS / RÉSULTATS DÉFINITIFS

CESANA SAN SICARIO TUE 21 FEB 2006 / MAR 21 FEV 2006 START TIME / DEBUT 12:00 END TIME / FINI A 13:28

Rank	Bib Leg	NOC Bib Color	Name	P	S	T	Leg Time Rank	Leg Rank	Team Time Rank	Team Rank	Behind	WC	NC
9	16	USA	United States of America	0+6	1+11	1+17			1:24:23.4		+2:31.9	28	250
	r		HAKKINEN Jay	0+1	0+2		20:40.8	1	20:40.8	1	0.0		
	g		BURKE Tim	0+3	0+3		21:05.9	13	41:46.7	8	+1:17.1		
	y		BAILEY Lowell	0+1	0+3		21:17.1	8	1:03:03.8	9	+1:22.6		
	b		TEELA Jeremy	0+1	1+3		21:19.6	14	1:24:23.4	9	+2:31.9		
10	11	SLO	Slovenia	0+4	1+6	1+10			1:25:01.4		+3:09.9	26	230
	r		MARIC Janez	0+3	0+1		21:19.3	7	21:19.3	7	+38.5		
	g		OZBOLT Janez	0+0	0+1		20:57.9	12	42:17.2	12	+1:47.6		
	y		BAUER Klemen	0+1	1+3		21:39.9	10	1:03:57.1	11	+2:15.9		
	b		POKLUKAR Matjaz	0+0	0+1		21:04.3	11	1:25:01.4	10	+3:09.9		
11	5	BLR	Belarus	0+6	1+9	1+15			1:25:04.1		+3:12.6	24	220
	r		SYMAN Alexandre	0+3	0+2		22:04.4	14	22:04.4	14	+1:23.6		
	g		NOVIKOV Sergei	0+1	0+1		20:36.0	9	42:40.4	13	+2:10.8		
	y		VALIULLIN Rustam	0+2	1+3		21:46.4	11	1:04:26.8	12	+2:45.6		
	b		RYZHENKOV Oleg	0+0	0+3		20:37.3	7	1:25:04.1	11	+3:12.6		
12	17	JPN	Japan	2+6	0+5	2+11			1:25:15.6		+3:24.1	22	210
	r		KASAHARA Tatsumi	0+1	0+1		21:22.1	8	21:22.1	8	+41.3		
	g		ISA Hidenori	0+1	0+1		20:39.0	10	42:01.1	11	+1:31.5		
	y		SUGA Kyoji	0+1	0+2		20:48.6	3	1:02:49.7	8	+1:08.5		
	b		SAITO Shinya	2+3	0+1		22:25.9	16	1:25:15.6	12	+3:24.1		
13	13	POL	Poland	0+5	2+5	2+10			1:26:57.0		+5:05.5	20	200
	r		ZIEMIANIN Wieslaw	0+0	0+1		20:56.5	5	20:56.5	5	+15.7		
	g		SIKORA Tomasz	0+1	0+0		20:01.2	3	40:57.7	3	+28.1		
	y		PIECHA Michal	0+2	2+3		23:37.6	16	1:04:35.3	13	+2:54.1		
	b		PLYWACZYK Krzysztof	0+2	0+1		22:21.7	15	1:26:57.0	13	+5:05.5		
14	10	SVK	Slovakia	3+10	0+9	3+19			1:27:44.9		+5:53.4	18	190
	r		HURAJT Pavol	2+3	0+2		22:53.5	16	22:53.5	16	+2:12.7		
	g		SIMOCKO Dusan	0+2	0+1		21:37.2	16	44:30.7	16	+4:01.1		
	y		MATIASKO Miroslav	1+3	0+3		22:11.3	15	1:06:42.0	15	+5:00.8		
	b		MATIASKO Marek	0+2	0+3		21:02.9	10	1:27:44.9	14	+5:53.4		
15	15	EST	Estonia	0+10	2+6	2+16			1:27:48.9		+5:57.4	16	180
	r		BOROVIK Dimitri	0+3	0+0		21:43.0	13	21:43.0	13	+1:02.2		
	g		TOBRELUITS Indrek	0+2	0+2		21:35.5	15	43:18.5	14	+2:48.9		
	y		LESSING Roland	0+2	0+1		21:20.7	9	1:04:39.2	14	+2:58.0		
	b		VIKS Priit	0+3	2+3		23:09.7	17	1:27:48.9	15	+5:57.4		
16	14	LAT	Latvia	2+7	3+5	5+12			1:28:10.6		+6:19.1	15	170
	r		BERZINS Janis	1+3	0+0		22:21.5	15	22:21.5	15	+1:40.7		
	g		PIKSONS Edgars	0+1	0+0		21:11.5	14	43:33.0	15	+3:03.4		
	y		ZIMELIS Raivis	1+3	3+3		23:55.2	17	1:07:28.2	17	+5:47.0		
	b		BRICIS Ilmars	0+0	0+2		20:42.4	8	1:28:10.6	16	+6:19.1		



FINAL RESULTS / RÉSULTATS DÉFINITIFS

CESANA SAN SICARIO TUE 21 FEB 2006 / MAR 21 FEV 2006 START TIME / DEBUT 12:00 END TIME / FINI A 13:28

Rank	Bib Leg	NOC Bib Color	Name	P	S	T	Leg Time	Leg Rank	Team Time	Team Rank	Behind	WC	NC
17	6	AUT	Austria	1+7	0+4	1+11			1:28:26.4		+6:34.9	14	160
		r	MESOTITSCH Daniel	1+3	0+2		23:32.6	17	23:32.6	17	+2:51.8		
		g	PINTER Friedrich	0+0	0+0		21:50.5	17	45:23.1	17	+4:53.5		
		y	GREDLER Ludwig	0+3	0+0		21:54.1	14	1:07:17.2	16	+5:36.0		
		b	SUMANN Christoph	0+1	0+2		21:09.2	13	1:28:26.4	17	+6:34.9		

LEGEND

b	Blue	g	Green	NC	Nation Cup
P	Prone	r	Red	S	Standing
T	Total penalties + used spare rounds	WC	World Cup	y	Yellow



COMPETITION ANALYSIS / ANALYSE DE LA COMPÉTITION

CESANA SAN SICARIO TUE 21 FEB 2006 / MAR 21 FEV 2006 START TIME / DEBUT 12:00 END TIME / FINI A 13:28

Rank	Bib	Name	NOC Code		T						
		Loop 1	Loop 2		Loop 3		Result	Behind	Rank		
		Time	Rk.	Time	Rk.	Time	Rk.				
1	2	GERMANY	GER				1+8	1:21:51.5	0.0	1	
GROSS Ricco											
Cumulative Time		7:27.7	0.0	1	14:41.8	+5.0	2		20:47.1	+6.3	3
Loop Time		7:27.7	0.0	1	7:14.1	+20.8	8	6:05.3	+3.5	4	
Shooting	0+0	30.0	0.0	1 0+1	37.0	+10.0	9		0+1	1:07.0	+7.0
Range Time		54.9	+1.0	3	1:02.6	+9.2	10			1:57.5	+3.7
Course Time		6:32.8	+0.2	3	6:11.5	+11.6	7	6:05.3	+3.5	4	18:49.6 +14.7 6
ROESCH Michael											
Cumulative Time		27:35.7	0.0	1	34:27.5	0.0	1			40:29.6	0.0
Loop Time		6:48.6	0.0	1	6:51.8	+1.6	2	6:02.1	+10.9	6	
Shooting	0+0	24.0	0.0	1 0+0	21.0	0.0	1		0+0	45.0	0.0
Range Time		49.3	0.0	1	45.7	0.0	1			1:35.0	0.0
Course Time		5:59.3	+0.3	2	6:06.1	+10.1	10	6:02.1	+10.9	6	18:07.5 +11.0 5
FISCHER Sven											
Cumulative Time		47:39.8	0.0	1	55:25.4	0.0	1			1:01:41.2	0.0
Loop Time		7:10.2	+3.3	2	7:45.6	+45.5	11	6:15.8	+19.5	9	
Shooting	0+1	47.0	+16.0	8 1+3	1:00.0	+35.0	11		1+4	1:47.0	+36.0
Range Time		1:13.0	+16.9	8	1:46.7	+56.6	12			2:59.7	+54.0
Course Time		5:57.2	0.0	1	5:58.9	0.0	1	6:15.8	+19.5	9	18:11.9 +7.5 2
GREIS Michael											
Cumulative Time		1:08:50.9	0.0	1	1:15:46.7	0.0	1			1:21:51.5	0.0
Loop Time		7:09.7	+36.8	8	6:55.8	+21.3	3	6:04.8	+7.7	3	
Shooting	0+2	47.0	+25.0	12 0+1	34.0	+16.0	5		0+3	1:21.0	+41.0
Range Time		1:13.0	+28.4	12	1:00.6	+17.2	5			2:13.6	+45.6
Course Time		5:56.7	+8.4	6	5:55.2	+4.1	2	6:04.8	+7.7	3	17:56.7 +9.2 2
2	1	RUSSIA	RUS				0+6	1:22:12.4	+20.9	2	
TCHEREZOV Ivan											
Cumulative Time		7:59.3	+31.6	10	14:57.6	+20.8	7			21:10.0	+29.2
Loop Time		7:59.3	+31.6	10	6:58.3	+5.0	2	6:12.4	+10.6	7	
Shooting	0+3	59.0	+29.0	10 0+0	27.0	0.0	1		0+3	1:26.0	+26.0
Range Time		1:24.9	+31.0	10	55.7	+2.3	3			2:20.6	+26.8
Course Time		6:34.4	+1.8	6	6:02.6	+2.7	3	6:12.4	+10.6	7	18:49.4 +14.5 5
TCHEPIKOV Sergei											
Cumulative Time		28:20.4	+44.7	6	35:26.3	+58.8	5			41:19.7	+50.1
Loop Time		7:10.4	+21.8	12	7:05.9	+15.7	6	5:53.4	+2.2	2	
Shooting	0+0	30.0	+6.0	5 0+0	33.0	+12.0	6		0+0	1:03.0	+18.0
Range Time		56.0	+6.7	4	1:00.2	+14.5	6			1:56.2	+21.2
Course Time		6:14.4	+15.4	13	6:05.7	+9.7	9	5:53.4	+2.2	2	18:13.5 +17.0 10
ROSTOVTSEV Pavel											
Cumulative Time		48:51.0	+1:11.2	5	55:51.1	+25.7	2			1:01:59.7	+18.5
Loop Time		7:31.3	+24.4	11	7:00.1	0.0	1	6:08.6	+12.3	4	
Shooting	0+2	1:02.0	+31.0	13 0+0	25.0	0.0	1		0+2	1:27.0	+16.0
Range Time		1:27.2	+31.1	13	50.1	0.0	1			2:17.3	+11.6
Course Time		6:04.1	+6.9	5	6:10.0	+11.1	4	6:08.6	+12.3	4	18:22.7 +18.3 4
KRUGLOV Nikolay											
Cumulative Time		1:09:10.8	+19.9	3	1:16:05.0	+18.3	2			1:22:12.4	+20.9
Loop Time		7:11.1	+38.2	10	6:54.2	+19.7	2	6:07.4	+10.3	7	
Shooting	0+1	43.0	+21.0	11 0+0	28.0	+10.0	3		0+1	1:11.0	+31.0
Range Time		1:08.5	+23.9	11	54.6	+11.2	3			2:03.1	+35.1
Course Time		6:02.6	+14.3	8	5:59.6	+8.5	3	6:07.4	+10.3	7	18:09.6 +22.1 5



COMPETITION ANALYSIS / ANALYSE DE LA COMPÉTITION

CESANA SAN SICARIO TUE 21 FEB 2006 / MAR 21 FEV 2006 START TIME / DEBUT 12:00 END TIME / FINI A 13:28

Rank	Bib	Name	NOC Code		T								
		Loop 1	Loop 2		Loop 3		Result	Behind			Rank		
		Time	Rk.	Time	Rk.	Time	Rk.						
3	3	FRANCE	FRA				0+6	1:22:35.1	+43.6	3			
ROBERT Julien													
Cumulative Time		7:34.3	+6.6	5	14:55.4	+18.6	6			21:33.8	+53.0	11	
Loop Time		7:34.3	+6.6	5	7:21.1	+27.8	12	6:38.4	+36.6	16			
Shooting	0+0	33.0	+3.0	5 0+0	27.0	0.0	1		0+0	1:00.0	0.0	1	
Range Time		57.7	+3.8	5	56.5	+3.1	4			1:54.2	+0.4	2	
Course Time		6:36.6	+4.0	10	6:24.6	+24.7	15	6:38.4	+36.6	16	19:39.6	+1:04.7	16
DEFRASNE Vincent													
Cumulative Time		28:35.5	+59.8	9	35:25.7	+58.2	4			41:19.1	+49.5	4	
Loop Time		7:01.7	+13.1	5	6:50.2	0.0	1	5:53.4	+2.2	2			
Shooting	0+1	31.0	+7.0	7 0+0	23.0	+2.0	2		0+1	54.0	+9.0	2	
Range Time		56.6	+7.3	6	49.3	+3.6	2			1:45.9	+10.9	2	
Course Time		6:05.1	+6.1	8	6:00.9	+4.9	6	5:53.4	+2.2	2	17:59.4	+2.9	2
CANNARD Ferreol													
Cumulative Time		48:30.4	+50.6	3	56:01.3	+35.9	3			1:02:21.2	+40.0	3	
Loop Time		7:11.3	+4.4	4	7:30.9	+30.8	8	6:19.9	+23.6	12			
Shooting	0+1	38.0	+7.0	2 0+1	33.0	+8.0	4		0+2	1:11.0	0.0	1	
Range Time		1:05.0	+8.9	3	1:00.7	+10.6	4			2:05.7	0.0	1	
Course Time		6:06.3	+9.1	7	6:30.2	+31.3	16	6:19.9	+23.6	12	18:56.4	+52.0	14
POIREE Raphael													
Cumulative Time		1:09:07.8	+16.9	2	1:16:31.7	+45.0	4			1:22:35.1	+43.6	3	
Loop Time		6:46.6	+13.7	2	7:23.9	+49.4	6	6:03.4	+6.3	2			
Shooting	0+0	26.0	+4.0	2 0+3	55.0	+37.0	14		0+3	1:21.0	+41.0	6	
Range Time		51.0	+6.4	2	1:21.6	+38.2	12			2:12.6	+44.6	5	
Course Time		5:55.6	+7.3	5	6:02.3	+11.2	5	6:03.4	+6.3	2	18:01.3	+13.8	3
4	7	SWEDEN	SWE				0+12	1:22:35.1	+43.6	4			
BORJESSON Jakob													
Cumulative Time		7:50.4	+22.7	8	15:17.8	+41.0	13			21:35.3	+54.5	12	
Loop Time		7:50.4	+22.7	8	7:27.4	+34.1	14	6:17.5	+15.7	9			
Shooting	0+2	42.0	+12.0	7 0+2	39.0	+12.0	11		0+4	1:21.0	+21.0	7	
Range Time		1:09.8	+15.9	8	1:06.0	+12.6	11			2:15.8	+22.0	9	
Course Time		6:40.6	+8.0	16	6:21.4	+21.5	12	6:17.5	+15.7	9	19:19.5	+44.6	11
FERRY Bjorn													
Cumulative Time		28:35.9	+1:00.2	10	36:04.6	+1:37.1	12			41:55.8	+1:26.2	10	
Loop Time		7:00.6	+12.0	4	7:28.7	+38.5	12	5:51.2	0.0	1			
Shooting	0+0	30.0	+6.0	5 0+3	1:00.0	+39.0	16		0+3	1:30.0	+45.0	14	
Range Time		56.1	+6.8	5	1:27.9	+42.2	15			2:24.0	+49.0	13	
Course Time		6:04.5	+5.5	6	6:00.8	+4.8	5	5:51.2	0.0	1	17:56.5	0.0	1
NILSSON Mattias Jr.													
Cumulative Time		49:18.7	+1:38.9	10	56:26.8	+1:01.4	5			1:02:23.3	+42.1	4	
Loop Time		7:22.9	+16.0	8	7:08.1	+8.0	2	5:56.5	+0.2	2			
Shooting	0+2	56.0	+25.0	11 0+1	35.0	+10.0	5		0+3	1:31.0	+20.0	6	
Range Time		1:21.6	+25.5	11	1:01.5	+11.4	5			2:23.1	+17.4	5	
Course Time		6:01.3	+4.1	2	6:06.6	+7.7	3	5:56.5	+0.2	2	18:04.4	0.0	1
BERGMAN Carl Johan													
Cumulative Time		1:09:15.6	+24.7	4	1:16:18.7	+32.0	3			1:22:35.1	+43.6	4	
Loop Time		6:52.3	+19.4	3	7:03.1	+28.6	4	6:16.4	+19.3	12			
Shooting	0+1	34.0	+12.0	7 0+1	32.0	+14.0	4		0+2	1:06.0	+26.0	2	
Range Time		58.2	+13.6	5	57.9	+14.5	4			1:56.1	+28.1	2	
Course Time		5:54.1	+5.8	3	6:05.2	+14.1	7	6:16.4	+19.3	12	18:15.7	+28.2	7



COMPETITION ANALYSIS / ANALYSE DE LA COMPÉTITION

CESANA SAN SICARIO TUE 21 FEB 2006 / MAR 21 FEV 2006 START TIME / DEBUT 12:00 END TIME / FINI A 13:28

Rank	Bib	Name	NOC Code		T							
		Loop 1	Loop 2		Loop 3		Result	Behind	Rank			
		Time	Rk.	Time	Rk.	Time	Rk.					
5	4	NORWAY	NOR		2+9	1:23:03.6	+1:12.1	5				
HANEVOLD Halvard												
Cumulative Time		8:04.0	+36.3	13	15:14.9	+38.1	12			21:33.1	+52.3	10
Loop Time		8:04.0	+36.3	13	7:10.9	+17.6	6	6:18.2	+16.4	10		
Shooting	0+2	1:08.0	+38.0	17	0+0	30.0	+3.0	5		0+2	1:38.0	+38.0
Range Time		1:31.4	+37.5	14		57.8	+4.4	6			2:29.2	+35.4
Course Time		6:32.6	0.0	1	6:13.1	+13.2	9	6:18.2	+16.4	10	19:03.9	+29.0
ECKHOFF Stian												
Cumulative Time		28:38.2	+1:02.5	12	35:53.0	+1:25.5	11			41:55.2	+1:25.6	9
Loop Time		7:05.1	+16.5	7	7:14.8	+24.6	7	6:02.2	+11.0	7		
Shooting	0+0	33.0	+9.0	8	0+2	46.0	+25.0	13		0+2	1:19.0	+34.0
Range Time		56.6	+7.3	6		1:12.3	+26.6	13			2:08.9	+33.9
Course Time		6:08.5	+9.5	11	6:02.5	+6.5	7	6:02.2	+11.0	7	18:13.2	+16.7
ANDRESEN Frode												
Cumulative Time		50:22.1	+2:42.3	13	57:40.8	+2:15.4	12			1:03:48.1	+2:06.9	10
Loop Time		8:26.9	+1:20.0	17	7:18.7	+18.6	4	6:07.3	+11.0	3		
Shooting	2+3	1:13.0	+42.0	16	0+2	49.0	+24.0	8		2+5	2:02.0	+51.0
Range Time		2:25.2	+1:29.1	17		1:13.1	+23.0	7			3:38.3	+1:32.6
Course Time		6:01.7	+4.5	3	6:05.6	+6.7	2	6:07.3	+11.0	3	18:14.6	+10.2
BJOERNDALLEN Ole Einar												
Cumulative Time		1:10:21.0	+1:30.1	8	1:16:55.5	+1:08.8	5			1:23:03.6	+1:12.1	5
Loop Time		6:32.9	0.0	1	6:34.5	0.0	1	6:08.1	+11.0	8		
Shooting	0+0	22.0	0.0	1	0+0	18.0	0.0	1		0+0	40.0	0.0
Range Time		44.6	0.0	1		43.4	0.0	1			1:28.0	0.0
Course Time		5:48.3	0.0	1	5:51.1	0.0	1	6:08.1	+11.0	8	17:47.5	0.0
6	8	CZECH REPUBLIC	CZE		1+11	1:23:04.0	+1:12.5	6				
MORAVEC Ondrej												
Cumulative Time		7:33.9	+6.2	4	14:42.6	+5.8	3			20:44.6	+3.8	2
Loop Time		7:33.9	+6.2	4	7:08.7	+15.4	4	6:02.0	+0.2	2		
Shooting	0+0	31.0	+1.0	4	0+1	35.0	+8.0	8		0+1	1:06.0	+6.0
Range Time		56.7	+2.8	4		1:02.2	+8.8	9			1:58.9	+5.1
Course Time		6:37.2	+4.6	12	6:06.5	+6.6	4	6:02.0	+0.2	2	18:45.7	+10.8
VITEK Zdenek												
Cumulative Time		27:40.1	+4.4	2	35:27.0	+59.5	6			41:32.0	+1:02.4	6
Loop Time		6:55.5	+6.9	2	7:46.9	+56.7	17	6:05.0	+13.8	10		
Shooting	0+0	26.0	+2.0	2	1+3	58.0	+37.0	15		1+3	1:24.0	+39.0
Range Time		52.6	+3.3	2		1:46.3	+1:00.6	17			2:38.9	+1:03.9
Course Time		6:02.9	+3.9	3	6:00.6	+4.6	4	6:05.0	+13.8	10	18:08.5	+12.0
DOSTAL Roman												
Cumulative Time		48:52.7	+1:12.9	6	56:33.4	+1:08.0	6			1:02:29.7	+48.5	5
Loop Time		7:20.7	+13.8	7	7:40.7	+40.6	10	5:56.3	0.0	1		
Shooting	0+1	41.0	+10.0	4	0+3	1:01.0	+36.0	12		0+4	1:42.0	+31.0
Range Time		1:06.8	+10.7	4		1:26.8	+36.7	9			2:33.6	+27.9
Course Time		6:13.9	+16.7	15	6:13.9	+15.0	9	5:56.3	0.0	1	18:24.1	+19.7
SLESINGR Michal												
Cumulative Time		1:09:22.4	+31.5	5	1:16:59.1	+1:12.4	6			1:23:04.0	+1:12.5	6
Loop Time		6:52.7	+19.8	4	7:36.7	+1:02.2	12	6:04.9	+7.8	4		
Shooting	0+0	33.0	+11.0	6	0+3	1:07.0	+49.0	16		0+3	1:40.0	+1:00.0
Range Time		58.3	+13.7	6		1:34.2	+50.8	14			2:32.5	+1:04.5
Course Time		5:54.4	+6.1	4	6:02.5	+11.4	6	6:04.9	+7.8	4	18:01.8	+14.3



COMPETITION ANALYSIS / ANALYSE DE LA COMPÉTITION

CESANA SAN SICARIO TUE 21 FEB 2006 / MAR 21 FEV 2006 START TIME / DEBUT 12:00 END TIME / FINI A 13:28

Rank	Bib	Name	NOC Code		T								
		Loop 1	Loop 2		Loop 3		Result	Behind	Rank				
		Time	Rk.	Time	Rk.	Time	Rk.						
7	9	UKRAINE	UKR				1+11	1:23:40.4	+1:48.9	7			
BILANENKO Olexander													
Cumulative Time		7:41.8	+14.1	6	14:58.2	+21.4	8			21:32.6	+51.8	9	
Loop Time		7:41.8	+14.1	6	7:16.4	+23.1	9	6:34.4	+32.6	15			
Shooting	0+2	38.0	+8.0	6	0+1	31.0	+4.0	6		0+3	1:09.0	+9.0	
Range Time		1:03.5	+9.6	6		57.8	+4.4	6			2:01.3	+7.5	
Course Time		6:38.3	+5.7	14		6:18.6	+18.7	11	6:34.4	+32.6	15	19:31.3	+56.4
DERYZEMLYA Andriy													
Cumulative Time		28:37.6	+1:01.9	11	35:39.7	+1:12.2	7				41:42.9	+1:13.3	7
Loop Time		7:05.0	+16.4	6	7:02.1	+11.9	5	6:03.2	+12.0	8			
Shooting	0+1	34.0	+10.0	10	0+1	35.0	+14.0	7		0+2	1:09.0	+24.0	
Range Time		58.5	+9.2	9		1:02.5	+16.8	7			2:01.0	+26.0	
Course Time		6:06.5	+7.5	9		5:59.6	+3.6	3	6:03.2	+12.0	8	18:09.3	+12.8
KOROBAYNIKOV Alexei													
Cumulative Time		48:58.9	+1:19.1	7	56:13.2	+47.8	4				1:02:35.6	+54.4	6
Loop Time		7:16.0	+9.1	6	7:14.3	+14.2	3	6:22.4	+26.1	14			
Shooting	0+1	42.0	+11.0	5	0+1	32.0	+7.0	3		0+2	1:14.0	+3.0	
Range Time		1:08.0	+11.9	6		59.3	+9.2	3			2:07.3	+1.6	
Course Time		6:08.0	+10.8	8		6:15.0	+16.1	10	6:22.4	+26.1	14	18:45.4	+41.0
LYSENKO Ruslan													
Cumulative Time		1:09:47.4	+56.5	6	1:17:25.5	+1:38.8	7				1:23:40.4	+1:48.9	7
Loop Time		7:11.8	+38.9	11	7:38.1	+1:03.6	13	6:14.9	+17.8	11			
Shooting	0+1	42.0	+20.0	10	1+3	46.0	+28.0	8		1+4	1:28.0	+48.0	
Range Time		1:05.7	+21.1	9		1:37.2	+53.8	15			2:42.9	+1:14.9	
Course Time		6:06.1	+17.8	12		6:00.9	+9.8	4	6:14.9	+17.8	11	18:21.9	+34.4
8	12	ITALY	ITA				2+10	1:23:40.9	+1:49.4	8			
DE LORENZI Christian													
Cumulative Time		7:53.7	+26.0	9	14:47.0	+10.2	5				20:48.8	+8.0	4
Loop Time		7:53.7	+26.0	9	6:53.3	0.0	1	6:01.8	0.0	1			
Shooting	0+2	56.0	+26.0	9	0+0	29.0	+2.0	4		0+2	1:25.0	+25.0	
Range Time		1:20.5	+26.6	9		53.4	0.0	1			2:13.9	+20.1	
Course Time		6:33.2	+0.6	4		5:59.9	0.0	1	6:01.8	0.0	1	18:34.9	0.0
VUILLERMOZ Rene Laurent													
Cumulative Time		27:48.9	+13.2	3	34:49.3	+21.8	2				40:54.0	+24.4	2
Loop Time		7:00.1	+11.5	3	7:00.4	+10.2	4	6:04.7	+13.5	9			
Shooting	0+1	35.0	+11.0	11	0+1	39.0	+18.0	9		0+2	1:14.0	+29.0	
Range Time		1:01.1	+11.8	11		1:04.4	+18.7	8			2:05.5	+30.5	
Course Time		5:59.0	0.0	1		5:56.0	0.0	1	6:04.7	+13.5	9	17:59.7	+3.2
LONGO Paolo													
Cumulative Time		48:00.9	+21.1	2	56:34.3	+1:08.9	7				1:02:47.2	+1:06.0	7
Loop Time		7:06.9	0.0	1	8:33.4	+1:33.3	15	6:12.9	+16.6	7			
Shooting	0+0	31.0	0.0	1	2+3	56.0	+31.0	9		2+3	1:27.0	+16.0	
Range Time		56.1	0.0	1		2:12.3	+1:22.2	15			3:08.4	+1:02.7	
Course Time		6:10.8	+13.6	10		6:21.1	+22.2	13	6:12.9	+16.6	7	18:44.8	+40.4
PALLHUBER Wilfried													
Cumulative Time		1:10:24.4	+1:33.5	9	1:17:28.5	+1:41.8	8				1:23:40.9	+1:49.4	8
Loop Time		7:37.2	+1:04.3	15	7:04.1	+29.6	5	6:12.4	+15.3	10			
Shooting	0+3	1:07.0	+45.0	16	0+0	24.0	+6.0	2		0+3	1:31.0	+51.0	
Range Time		1:33.7	+49.1	16		52.6	+9.2	2			2:26.3	+58.3	
Course Time		6:03.5	+15.2	10		6:11.5	+20.4	11	6:12.4	+15.3	10	18:27.4	+39.9



COMPETITION ANALYSIS / ANALYSE DE LA COMPÉTITION

CESANA SAN SICARIO TUE 21 FEB 2006 / MAR 21 FEV 2006 START TIME / DEBUT 12:00 END TIME / FINI A 13:28

Rank	Bib	Name	NOC Code		T							
		Loop 1	Loop 2		Loop 3		Result	Behind	Rank			
		Time	Rk.	Time	Rk.	Time	Rk.					
9	16	USA	USA				1+17	1:24:23.4	+2:31.9	9		
HAKKINEN Jay												
Cumulative Time		7:29.0	+1.3	2	14:36.8	0.0	1			20:40.8	0.0	1
Loop Time		7:29.0	+1.3	2	7:07.8	+14.5	3	6:04.0	+2.2	3		
Shooting	0+1	30.0	0.0	1 0+2	37.0	+10.0	9			0+3	1:07.0	+7.0
Range Time		53.9	0.0	1	59.9	+6.5	8				1:53.8	0.0
Course Time		6:35.1	+2.5	7	6:07.9	+8.0	5	6:04.0	+2.2	3	18:47.0	+12.1
BURKE Tim												
Cumulative Time		28:11.8	+36.1	5	35:44.8	+1:17.3	8				41:46.7	+1:17.1
Loop Time		7:31.0	+42.4	16	7:33.0	+42.8	14	6:01.9	+10.7	5		
Shooting	0+3	1:00.0	+36.0	17 0+3	1:03.0	+42.0	17			0+6	2:03.0	+1:18.0
Range Time		1:26.0	+36.7	17	1:30.5	+44.8	16				2:56.5	+1:21.5
Course Time		6:05.0	+6.0	7	6:02.5	+6.5	7	6:01.9	+10.7	5	18:09.4	+12.9
BAILEY Lowell												
Cumulative Time		49:11.0	+1:31.2	8	56:51.0	+1:25.6	9				1:03:03.8	+1:22.6
Loop Time		7:24.3	+17.4	9	7:40.0	+39.9	9	6:12.8	+16.5	6		
Shooting	0+1	45.0	+14.0	7 0+3	1:02.0	+37.0	13			0+4	1:47.0	+36.0
Range Time		1:12.1	+16.0	7	1:29.5	+39.4	10				2:41.6	+35.9
Course Time		6:12.2	+15.0	12	6:10.5	+11.6	6	6:12.8	+16.5	6	18:35.5	+31.1
TEELA Jeremy												
Cumulative Time		1:10:18.2	+1:27.3	7	1:18:12.0	+2:25.3	9				1:24:23.4	+2:31.9
Loop Time		7:14.4	+41.5	12	7:53.8	+1:19.3	16	6:11.4	+14.3	9		
Shooting	0+1	39.0	+17.0	8 1+3	53.0	+35.0	13			1+4	1:32.0	+52.0
Range Time		1:04.7	+20.1	8	1:45.6	+1:02.2	16				2:50.3	+1:22.3
Course Time		6:09.7	+21.4	14	6:08.2	+17.1	9	6:11.4	+14.3	9	18:29.3	+41.8
10	11	SLOVENIA	SLO				1+10	1:25:01.4	+3:09.9	10		
MARIC Janez												
Cumulative Time		8:00.7	+33.0	12	15:13.7	+36.9	10				21:19.3	+38.5
Loop Time		8:00.7	+33.0	12	7:13.0	+19.7	7	6:05.6	+3.8	5		
Shooting	0+3	1:00.0	+30.0	12 0+1	44.0	+17.0	14			0+4	1:44.0	+44.0
Range Time		1:26.7	+32.8	12	1:11.1	+17.7	16				2:37.8	+44.0
Course Time		6:34.0	+1.4	5	6:01.9	+2.0	2	6:05.6	+3.8	5	18:41.5	+6.6
OZBOLT Janez												
Cumulative Time		28:29.4	+53.7	7	35:51.3	+1:23.8	10				42:17.2	+1:47.6
Loop Time		7:10.1	+21.5	11	7:21.9	+31.7	10	6:25.9	+34.7	14		
Shooting	0+0	29.0	+5.0	3 0+1	39.0	+18.0	9			0+1	1:08.0	+23.0
Range Time		55.4	+6.1	3	1:06.0	+20.3	9				2:01.4	+26.4
Course Time		6:14.7	+15.7	14	6:15.9	+19.9	13	6:25.9	+34.7	14	18:56.5	+1:00.0
BAUER Klemen												
Cumulative Time		49:29.7	+1:49.9	11	57:38.1	+2:12.7	11				1:03:57.1	+2:15.9
Loop Time		7:12.5	+5.6	5	8:08.4	+1:08.3	13	6:19.0	+22.7	11		
Shooting	0+1	38.0	+7.0	2 1+3	58.0	+33.0	10			1+4	1:36.0	+25.0
Range Time		1:03.8	+7.7	2	1:50.2	+1:00.1	13				2:54.0	+48.3
Course Time		6:08.7	+11.5	9	6:18.2	+19.3	12	6:19.0	+22.7	11	18:45.9	+41.5
POKLUKAR Matjaz												
Cumulative Time		1:10:52.9	+2:02.0	10	1:18:25.2	+2:38.5	10				1:25:01.4	+3:09.9
Loop Time		6:55.8	+22.9	5	7:32.3	+57.8	9	6:36.2	+39.1	16		
Shooting	0+0	30.0	+8.0	3 0+1	37.0	+19.0	7			0+1	1:07.0	+27.0
Range Time		57.0	+12.4	4	1:06.3	+22.9	7				2:03.3	+35.3
Course Time		5:58.8	+10.5	7	6:26.0	+34.9	14	6:36.2	+39.1	16	19:01.0	+1:13.5



COMPETITION ANALYSIS / ANALYSE DE LA COMPÉTITION

CESANA SAN SICARIO TUE 21 FEB 2006 / MAR 21 FEV 2006 START TIME / DEBUT 12:00 END TIME / FINI A 13:28

Rank	Bib	Name	NOC Code		T							
		Loop 1	Loop 2		Loop 3		Result	Behind	Rank			
		Time	Rk.	Time	Rk.	Time	Rk.					
11	5	BELARUS	BLR				1+15	1:25:04.1	+3:12.6	11		
SYMAN Alexandre												
Cumulative Time		8:00.6	+32.9	11	15:33.9	+57.1	14		22:04.4	+1:23.6	14	
Loop Time		8:00.6	+32.9	11	7:33.3	+40.0	16	6:30.5	+28.7	14		
Shooting	0+3	59.0	+29.0	10	0+2	47.0	+20.0	16	0+5	1:46.0	+46.0	
Range Time		1:28.0	+34.1	13	1:10.4	+17.0	15		2:38.4	+44.6	14	
Course Time		6:32.6	0.0	1	6:22.9	+23.0	14	6:30.5	+28.7	14	19:26.0	+51.1
NOVIKOV Sergei												
Cumulative Time		29:13.4	+1:37.7	13	36:30.6	+2:03.1	13		42:40.4	+2:10.8	13	
Loop Time		7:09.0	+20.4	10	7:17.2	+27.0	9	6:09.8	+18.6	11		
Shooting	0+1	37.0	+13.0	12	0+1	42.0	+21.0	12	0+2	1:19.0	+34.0	
Range Time		1:01.2	+11.9	12	1:06.4	+20.7	11		2:07.6	+32.6	10	
Course Time		6:07.8	+8.8	10	6:10.8	+14.8	12	6:09.8	+18.6	11	18:28.4	+31.9
VALIULLIN Rustam												
Cumulative Time		50:05.3	+2:25.5	12	58:15.1	+2:49.7	13		1:04:26.8	+2:45.6	12	
Loop Time		7:24.9	+18.0	10	8:09.8	+1:09.7	14	6:11.7	+15.4	5		
Shooting	0+2	54.0	+23.0	10	1+3	1:09.0	+44.0	17	1+5	2:03.0	+52.0	
Range Time		1:20.0	+23.9	10	1:59.5	+1:09.4	14		3:19.5	+1:13.8	13	
Course Time		6:04.9	+7.7	6	6:10.3	+11.4	5	6:11.7	+15.4	5	18:26.9	+22.5
RYZHENKOV Oleg												
Cumulative Time		1:11:26.1	+2:35.2	12	1:18:57.9	+3:11.2	12		1:25:04.1	+3:12.6	11	
Loop Time		6:59.3	+26.4	6	7:31.8	+57.3	8	6:06.2	+9.1	5		
Shooting	0+0	30.0	+8.0	3	0+3	51.0	+33.0	11	0+3	1:21.0	+41.0	
Range Time		55.6	+11.0	3	1:18.5	+35.1	11		2:14.1	+46.1	8	
Course Time		6:03.7	+15.4	11	6:13.3	+22.2	12	6:06.2	+9.1	5	18:23.2	+35.7
12	17	JAPAN	JPN				2+11	1:25:15.6	+3:24.1	12		
KASAHARA Tatsumi												
Cumulative Time		7:46.5	+18.8	7	15:07.2	+30.4	9		21:22.1	+41.3	8	
Loop Time		7:46.5	+18.8	7	7:20.7	+27.4	11	6:14.9	+13.1	8		
Shooting	0+1	44.0	+14.0	8	0+1	39.0	+12.0	11	0+2	1:23.0	+23.0	
Range Time		1:09.5	+15.6	7	1:06.2	+12.8	12		2:15.7	+21.9	8	
Course Time		6:37.0	+4.4	11	6:14.5	+14.6	10	6:14.9	+13.1	8	19:06.4	+31.5
ISA Hidenori												
Cumulative Time		28:30.1	+54.4	8	35:45.4	+1:17.9	9		42:01.1	+1:31.5	11	
Loop Time		7:08.0	+19.4	8	7:15.3	+25.1	8	6:15.7	+24.5	12		
Shooting	0+1	37.0	+13.0	12	0+1	38.0	+17.0	8	0+2	1:15.0	+30.0	
Range Time		1:03.8	+14.5	13	1:06.1	+20.4	10		2:09.9	+34.9	12	
Course Time		6:04.2	+5.2	5	6:09.2	+13.2	11	6:15.7	+24.5	12	18:29.1	+32.6
SUGA Kyoji												
Cumulative Time		49:11.4	+1:31.6	9	56:35.5	+1:10.1	8		1:02:49.7	+1:08.5	8	
Loop Time		7:10.3	+3.4	3	7:24.1	+24.0	6	6:14.2	+17.9	8		
Shooting	0+1	42.0	+11.0	5	0+2	46.0	+21.0	7	0+3	1:28.0	+17.0	
Range Time		1:07.3	+11.2	5	1:13.4	+23.3	8		2:20.7	+15.0	4	
Course Time		6:03.0	+5.8	4	6:10.7	+11.8	7	6:14.2	+17.9	8	18:27.9	+23.5
SAITO Shinya												
Cumulative Time		1:11:12.8	+2:21.9	11	1:18:46.3	+2:59.6	11		1:25:15.6	+3:24.1	12	
Loop Time		8:23.1	+1:50.2	17	7:33.5	+59.0	10	6:29.3	+32.2	14		
Shooting	2+3	1:07.0	+45.0	16	0+1	36.0	+18.0	6	2+4	1:43.0	+1:03.0	
Range Time		2:19.8	+1:35.2	17	1:02.4	+19.0	6		3:22.2	+1:54.2	16	
Course Time		6:03.3	+15.0	9	6:31.1	+40.0	15	6:29.3	+32.2	14	19:03.7	+1:16.2



COMPETITION ANALYSIS / ANALYSE DE LA COMPÉTITION

CESANA SAN SICARIO TUE 21 FEB 2006 / MAR 21 FEV 2006 START TIME / DEBUT 12:00 END TIME / FINI A 13:28

Rank	Bib	Name	NOC Code		T		Loop 1		Loop 2		Loop 3		Result	Behind	Rank
			Time	Rk.	Time	Rk.	Time	Rk.	Time	Rk.	Time	Rk.			
13	13	POLAND	POL		2+10		1:26:57.0	+5:05.5							13
ZIEMIANIN Wieslaw															
Cumulative Time			7:30.1	+2.4	3	14:46.5	+9.7	4					20:56.5	+15.7	5
Loop Time			7:30.1	+2.4	3	7:16.4	+23.1	9	6:10.0	+8.2	6				
Shooting	0+0		30.0	0.0	1 0+1	41.0	+14.0	13			0+1		1:11.0	+11.0	6
Range Time			53.9	0.0	1	1:06.6	+13.2	13					2:00.5	+6.7	5
Course Time			6:36.2	+3.6	9	6:09.8	+9.9	6	6:10.0	+8.2	6		18:56.0	+21.1	7
SIKORA Tomasz															
Cumulative Time			28:05.4	+29.7	4	34:57.2	+29.7	3					40:57.7	+28.1	3
Loop Time			7:08.9	+20.3	9	6:51.8	+1.6	2	6:00.5	+9.3	4				
Shooting	0+1		39.0	+15.0	14 0+0	26.0	+5.0	3			0+1		1:05.0	+20.0	6
Range Time			1:05.8	+16.5	14	53.6	+7.9	4					1:59.4	+24.4	6
Course Time			6:03.1	+4.1	4	5:58.2	+2.2	2	6:00.5	+9.3	4		18:01.8	+5.3	4
PIECHA Michal															
Cumulative Time			48:31.9	+52.1	4	57:28.8	+2:03.4	10					1:04:35.3	+2:54.1	13
Loop Time			7:34.2	+27.3	12	8:56.9	+1:56.8	16	7:06.5	+1:10.2	17				
Shooting	0+2		51.0	+20.0	9 2+3	1:02.0	+37.0	13			2+5		1:53.0	+42.0	13
Range Time			1:17.7	+21.6	9	2:25.7	+1:35.6	16					3:43.4	+1:37.7	16
Course Time			6:16.5	+19.3	17	6:31.2	+32.3	17	7:06.5	+1:10.2	17		19:54.2	+1:49.8	17
PLYWACZYK Krzysztof															
Cumulative Time			1:12:03.8	+3:12.9	13	1:19:57.0	+4:10.3	13					1:26:57.0	+5:05.5	13
Loop Time			7:28.5	+55.6	14	7:53.2	+1:18.7	15	7:00.0	+1:02.9	17				
Shooting	0+2		48.0	+26.0	13 0+1	46.0	+28.0	8			0+3		1:34.0	+54.0	13
Range Time			1:13.0	+28.4	12	1:13.2	+29.8	8					2:26.2	+58.2	10
Course Time			6:15.5	+27.2	16	6:40.0	+48.9	17	7:00.0	+1:02.9	17		19:55.5	+2:08.0	17
14	10	SLOVAKIA	SVK		3+19		1:27:44.9	+5:53.4							14
HURAJT Pavol															
Cumulative Time			8:53.3	+1:25.6	17	16:25.2	+1:48.4	16					22:53.5	+2:12.7	16
Loop Time			8:53.3	+1:25.6	17	7:31.9	+38.6	15	6:28.3	+26.5	11				
Shooting	2+3		1:01.0	+31.0	15 0+2	44.0	+17.0	14			2+5		1:45.0	+45.0	15
Range Time			2:17.6	+1:23.7	17	1:10.3	+16.9	14					3:27.9	+1:34.1	17
Course Time			6:35.7	+3.1	8	6:21.6	+21.7	13	6:28.3	+26.5	11		19:25.6	+50.7	12
SIMOCKO Dusan															
Cumulative Time			30:23.8	+2:48.1	16	37:54.8	+3:27.3	16					44:30.7	+4:01.1	16
Loop Time			7:30.3	+41.7	15	7:31.0	+40.8	13	6:35.9	+44.7	16				
Shooting	0+2		54.0	+30.0	15 0+1	39.0	+18.0	9			0+3		1:33.0	+48.0	15
Range Time			1:20.5	+31.2	16	1:07.8	+22.1	12					2:28.3	+53.3	14
Course Time			6:09.8	+10.8	12	6:23.2	+27.2	14	6:35.9	+44.7	16		19:08.9	+1:12.4	15
MATIASKO Miroslav															
Cumulative Time			52:40.2	+5:00.4	16	1:00:26.0	+5:00.6	15					1:06:42.0	+5:00.8	15
Loop Time			8:09.5	+1:02.6	16	7:45.8	+45.7	12	6:16.0	+19.7	10				
Shooting	1+3		1:08.0	+37.0	15 0+3	1:06.0	+41.0	15			1+6		2:14.0	+1:03.0	16
Range Time			1:57.8	+1:01.7	16	1:32.2	+42.1	11					3:30.0	+1:24.3	14
Course Time			6:11.7	+14.5	11	6:13.6	+14.7	8	6:16.0	+19.7	10		18:41.3	+36.9	9
MATIASKO Marek															
Cumulative Time			1:14:06.2	+5:15.3	15	1:21:47.8	+6:01.1	15					1:27:44.9	+5:53.4	14
Loop Time			7:24.2	+51.3	13	7:41.6	+1:07.1	14	5:57.1	0.0	1				
Shooting	0+2		52.0	+30.0	14 0+3	1:07.0	+49.0	16			0+5		1:59.0	+1:19.0	16
Range Time			1:17.9	+33.3	14	1:33.5	+50.1	13					2:51.4	+1:23.4	15
Course Time			6:06.3	+18.0	13	6:08.1	+17.0	8	5:57.1	0.0	1		18:11.5	+24.0	6



COMPETITION ANALYSIS / ANALYSE DE LA COMPÉTITION

CESANA SAN SICARIO TUE 21 FEB 2006 / MAR 21 FEV 2006 START TIME / DEBUT 12:00 END TIME / FINI A 13:28

Rank	Bib	Name	NOC Code		T							
		Loop 1	Loop 2		Loop 3		Result	Behind	Rank			
		Time	Rk.	Time	Rk.	Time	Rk.			Rank		
15	15	ESTONIA	EST				2+16	1:27:48.9	+5:57.4	15		
BOROVIK Dimitri												
Cumulative Time		8:04.5	+36.8	14	15:14.5	+37.7	11			21:43.0	+1:02.2	13
Loop Time		8:04.5	+36.8	14	7:10.0	+16.7	5	6:28.5	+26.7	12		
Shooting	0+3	1:00.0	+30.0	12	0+0	31.0	+4.0	6		0+3	1:31.0	+31.0
Range Time		1:26.6	+32.7	11		57.0	+3.6	5			2:23.6	+29.8
Course Time		6:37.9	+5.3	13	6:13.0	+13.1	8	6:28.5	+26.7	12	19:19.4	+44.5
TOBRELUITS Indrek												
Cumulative Time		29:17.7	+1:42.0	14	36:59.5	+2:32.0	14				43:18.5	+2:48.9
Loop Time		7:34.7	+46.1	17	7:41.8	+51.6	16	6:19.0	+27.8	13		
Shooting	0+2	55.0	+31.0	16	0+2	50.0	+29.0	14		0+4	1:45.0	+1:00.0
Range Time		1:20.0	+30.7	15		1:15.4	+29.7	14			2:35.4	+1:00.4
Course Time		6:14.7	+15.7	14	6:26.4	+30.4	15	6:19.0	+27.8	13	19:00.1	+1:03.6
LESSING Roland												
Cumulative Time		50:53.7	+3:13.9	14	58:17.8	+2:52.4	14				1:04:39.2	+2:58.0
Loop Time		7:35.2	+28.3	13	7:24.1	+24.0	6	6:21.4	+25.1	13		
Shooting	0+2	56.0	+25.0	11	0+1	40.0	+15.0	6		0+3	1:36.0	+25.0
Range Time		1:21.7	+25.6	12		1:06.0	+15.9	6			2:27.7	+22.0
Course Time		6:13.5	+16.3	14	6:18.1	+19.2	11	6:21.4	+25.1	13	18:53.0	+48.6
VIKS Priit												
Cumulative Time		1:12:30.1	+3:39.2	14	1:21:23.1	+5:36.4	14				1:27:48.9	+5:57.4
Loop Time		7:50.9	+1:18.0	16	8:53.0	+2:18.5	17	6:25.8	+28.7	13		
Shooting	0+3	1:02.0	+40.0	15	2+3	1:02.0	+44.0	15		2+6	2:04.0	+1:24.0
Range Time		1:28.0	+43.4	15		2:21.9	+1:38.5	17			3:49.9	+2:21.9
Course Time		6:22.9	+34.6	17	6:31.1	+40.0	15	6:25.8	+28.7	13	19:19.8	+1:32.3
16	14	LATVIA	LAT				5+12	1:28:10.6	+6:19.1	16		
BERZINS Janis												
Cumulative Time		8:28.0	+1:00.3	15	15:51.1	+1:14.3	15				22:21.5	+1:40.7
Loop Time		8:28.0	+1:00.3	15	7:23.1	+29.8	13	6:30.4	+28.6	13		
Shooting	1+3	1:00.0	+30.0	12	0+0	28.0	+1.0	3		1+3	1:28.0	+28.0
Range Time		1:48.6	+54.7	15		55.3	+1.9	2			2:43.9	+50.1
Course Time		6:39.4	+6.8	15	6:27.8	+27.9	16	6:30.4	+28.6	13	19:37.6	+1:02.7
PIKSONS Edgars												
Cumulative Time		29:39.6	+2:03.9	15	37:06.7	+2:39.2	15				43:33.0	+3:03.4
Loop Time		7:18.1	+29.5	14	7:27.1	+36.9	11	6:26.3	+35.1	15		
Shooting	0+1	33.0	+9.0	8	0+0	28.0	+7.0	4		0+1	1:01.0	+16.0
Range Time		59.7	+10.4	10		52.6	+6.9	3			1:52.3	+17.3
Course Time		6:18.4	+19.4	16	6:34.5	+38.5	16	6:26.3	+35.1	15	19:19.2	+1:22.7
ZIMELIS Raivis												
Cumulative Time		51:40.1	+4:00.3	15	1:00:53.1	+5:27.7	17				1:07:28.2	+5:47.0
Loop Time		8:07.1	+1:00.2	15	9:13.0	+2:12.9	17	6:35.1	+38.8	15		
Shooting	1+3	1:06.0	+35.0	14	3+3	1:08.0	+43.0	16		4+6	2:14.0	+1:03.0
Range Time		1:53.9	+57.8	15		2:51.0	+2:00.9	17			4:44.9	+2:39.2
Course Time		6:13.2	+16.0	13	6:22.0	+23.1	14	6:35.1	+38.8	15	19:10.3	+1:05.9
BRICIS Ilmars												
Cumulative Time		1:14:39.0	+5:48.1	17	1:22:03.7	+6:17.0	17				1:28:10.6	+6:19.1
Loop Time		7:10.8	+37.9	9	7:24.7	+50.2	7	6:06.9	+9.8	6		
Shooting	0+0	32.0	+10.0	5	0+2	48.0	+30.0	10		0+2	1:20.0	+40.0
Range Time		58.8	+14.2	7		1:14.8	+31.4	9			2:13.6	+45.6
Course Time		6:12.0	+23.7	15	6:09.9	+18.8	10	6:06.9	+9.8	6	18:28.8	+41.3



COMPETITION ANALYSIS / ANALYSE DE LA COMPÉTITION

CESANA SAN SICARIO TUE 21 FEB 2006 / MAR 21 FEV 2006 START TIME / DEBUT 12:00 END TIME / FINI A 13:28

Rank	Bib	Name	NOC Code		T								
		Loop 1		Loop 2		Loop 3		Result	Behind	Rank			
		Time	Rk.	Time	Rk.	Time	Rk.						
17	6	AUSTRIA		AUT			1+11	1:28:26.4	+6:34.9	17			
MESOTITSCH Daniel													
Cumulative Time		8:35.0	+1:07.3	16	16:35.0	+1:58.2	17			23:32.6	+2:51.8	17	
Loop Time		8:35.0	+1:07.3	16	8:00.0	+1:06.7	17	6:57.6	+55.8	17			
Shooting	1+3	1:01.0	+31.0	15	0+2	52.0	+25.0	17		1+5	1:53.0	+53.0	17
Range Time		1:53.9	+1:00.0	16	1:20.7	+27.3	17				3:14.6	+1:20.8	16
Course Time		6:41.1	+8.5	17	6:39.3	+39.4	17	6:57.6	+55.8	17	20:18.0	+1:43.1	17
PINTER Friedrich													
Cumulative Time		30:48.4	+3:12.7	17	38:27.8	+4:00.3	17				45:23.1	+4:53.5	17
Loop Time		7:15.8	+27.2	13	7:39.4	+49.2	15	6:55.3	+1:04.1	17			
Shooting	0+0	29.0	+5.0	3	0+0	28.0	+7.0	4		0+0	57.0	+12.0	3
Range Time		56.7	+7.4	8	57.3	+11.6	5				1:54.0	+19.0	4
Course Time		6:19.1	+20.1	17	6:42.1	+46.1	17	6:55.3	+1:04.1	17	19:56.5	+2:00.0	17
GREDLER Ludwig													
Cumulative Time		53:20.7	+5:40.9	17	1:00:41.7	+5:16.3	16				1:07:17.2	+5:36.0	16
Loop Time		7:57.6	+50.7	14	7:21.0	+20.9	5	6:35.5	+39.2	16			
Shooting	0+3	1:15.0	+44.0	17	0+0	28.0	+3.0	2		0+3	1:43.0	+32.0	10
Range Time		1:41.3	+45.2	14	57.2	+7.1	2				2:38.5	+32.8	8
Course Time		6:16.3	+19.1	16	6:23.8	+24.9	15	6:35.5	+39.2	16	19:15.6	+1:11.2	16
SUMANN Christoph													
Cumulative Time		1:14:17.3	+5:26.4	16	1:21:51.5	+6:04.8	16				1:28:26.4	+6:34.9	17
Loop Time		7:00.1	+27.2	7	7:34.2	+59.7	11	6:34.9	+37.8	15			
Shooting	0+1	40.0	+18.0	9	0+2	51.0	+33.0	11		0+3	1:31.0	+51.0	10
Range Time		1:08.4	+23.8	10	1:16.4	+33.0	10				2:24.8	+56.8	9
Course Time		5:51.7	+3.4	2	6:17.8	+26.7	13	6:34.9	+37.8	15	18:44.4	+56.9	13

LEGEND
Rk.

Rank

T

Total penalties + used spare rounds



MEN'S WORLD CUP RELAY SCORES SCORES DU RELAIS DE LA COUPE DU MONDE HOMMES FINAL RESULT - 4 OF 5 RESULTS SCORED

As of TUE 21 FEB 2006 / En date du MAR 21 FEV 2006

World Cup Events				
1 Oestersund, Men 4 x 7.5 km Relay	29 NOV 2005	4 Ruhpolding, Men 4 x 7.5 km Relay	12 JAN 2006	
2 Hochfilzen, Men 4 x 7.5 km Relay	11 DEC 2005	5 Cesana San Sicario, Men's 4x7.5 km Relay	21 FEB 2006	
3 Oberhof, Men 4 x 7.5 km Relay	4 JAN 2006			

Rank	Name	NOC Code	Total	1	2	3	4	5
1	GERMANY	GER	200	11/24	1/50	1/50	1/50	1/50
2	RUSSIA	RUS	184	2/46	2/46	2/46	5/37	2/46
3	FRANCE	FRA	169	3/43	3/43	7/32	4/40	3/43
4	NORWAY	NOR	164	1/50	8/30	6/34	3/43	5/37
5	BELARUS	BLR	147	6/34	4/40	3/43	8/30	11/24
6	AUSTRIA	AUT	145	8/30	7/32	5/37	2/46	17/14
7	SWEDEN	SWE	145	5/37	6/34	8/30	6/34	4/40
8	CZECH REPUBLIC	CZE	138	7/32	9/28	4/40	7/32	6/34
9	UKRAINE	UKR	137	4/40	5/37	11/24	9/28	7/32
10	SLOVAKIA	SVK	98	9/28	14/18	10/26	10/26	14/18
11	ITALY	ITA	93	10/26	12/22		16/15	8/30
12	USA	USA	81	18/13	10/26		17/14	9/28
13	FINLAND	FIN	81	13/20	18/13	9/28	13/20	
14	SLOVENIA	SLO	78	15/16	17/14	13/20	15/16	10/26
15	SWITZERLAND	SUI	78	19/12	11/24	14/18	11/24	
16	ESTONIA	EST	75	DNS	16/15	12/22	12/22	15/16
17	LATVIA	LAT	75	12/22	13/20	DNS	14/18	16/15
18	POLAND	POL	69	14/18	15/16	16/15	19/14	13/20
19	JAPAN	JPN	63	17/14	22/9	15/16	20/11	12/22
20	BULGARIA	BUL	45	20/11	21/10	17/14	21/10	
21	GREAT BRITAIN	GBR	43	21/10	20/11	18/13	22/9	
22	CANADA	CAN	40	16/15	19/12		18/13	

NOTE

Numbers separated by a slash indicate World Cup rank / points. Number of points awarded for each rank is shown in the table below:

Place	1	2	3	4	5	6	7	8	9	10	11	12	13	14	15	16	17	18	19	20	21	22	23	24	25	26	27	28	29	30
Points	50	46	43	40	37	34	32	30	28	26	24	22	20	18	16	15	14	13	12	11	10	9	8	7	6	5	4	3	2	1

LEGEND
 DNS Did not start



REVISED

FINAL RESULTS - COMPETITION DATA SUMMARY
RÉSULTATS DÉFINITIFS - RÉSUMÉ DES DONNÉES DE COMPÉTITION

CESANA SAN SICARIO THU 23 FEB 2006 / JEU 23 FEV 2006 START TIME / DEBUT 12:00 END TIME / FINI A 13:26

Participation

Number of Entries:	18
Did not start:	0
Did not finish:	0
Disqualified:	0
Ranked Competitors:	18

Atmospheric Conditions at the Stadium

	30 min. before Start	At Start Time	30 min. after Start	At End Time
Weather	Sunny	Sunny	Sunny	Partly Cloudy
Snow Condition	Packed	Packed	Packed	Packed
Snow Temperature	-2.9 °C	-2.3 °C	-0.7 °C	-1.5 °C
Air Temperature	1.5 °C	2.5 °C	2.0 °C	0.2 °C
Humidity	52 %	48 %	53 %	64 %
Wind Direction/Speed	NE 0.7 m/s	NE 0.7 m/s	NW 1.2 m/s	WNW 1.4 m/s

Jury Information

IBU Technical Delegate - Chairman	BAIER Norbert	GER
IBU Assistant Technical Delegate	ROGNSTAD Johnny	NOR
Chief of Competition	PRUCKER Ubaldo	ITA
Member	PICHLER Wolfgang	SWE
Member	POLKHOVSKIY Valeriy	RUS



Course Information

4 x brown 2.0 km + brown 2.0 km + brown 2.0 km

Total Course Length:	24.000 m
Height Difference:	41 m
Max. Climb:	13 m
Total Climb:	4 x 204 m

Jury Decisions

Reprimand for Team of CHN-China IBU DR 7.1.c for having tried to forward information on the shooting range to their athlete.

IBU Technical Delegate - Chairman  BAIER Norbert (GER)	IBU Assistant Technical Delegate  ROGNSTAD Johnny (NOR)
--	---

LEGEND

NE Northeast **NW** Northwest **WNW** West-Northwest

Jury Decision updated



FINAL RESULTS / RÉSULTATS DÉFINITIFS

CESANA SAN SICARIO THU 23 FEB 2006 / JEU 23 FEV 2006 START TIME / DEBUT 12:00 END TIME / FINI A 13:26

Rank	Bib Leg	NOC Bib Color	Name	P	S	T	Leg Time	Leg Rank	Team Time	Team Rank	Behind	WC	NC
1	1	RUS	Russian Federation	0+1	0+1	0+2			1:16:12.5		0.0	50	450
	r		BOGALIY Anna	0+0	0+1		19:06.3	1	19:06.3	1	0.0		
	g		ISHMOURATOVA Svetlana	0+1	0+0		18:56.2	2	38:02.5	1	0.0		
	y		ZAITSEVA Olga	0+0	0+0		19:06.8	1	57:09.3	1	0.0		
	b		AKHATOVA Albina	0+0	0+0		19:03.2	3	1:16:12.5	1	0.0		
2	2	GER	Germany	0+3	1+5	1+8			1:17:03.2		+50.7	46	420
	r		GLAGOW Martina	0+1	0+2		19:18.8	3	19:18.8	3	+12.5		
	g		HENKEL Andrea	0+2	0+0		19:15.9	4	38:34.7	2	+32.2		
	y		APEL Katrin	0+0	1+3		19:45.5	3	58:20.2	2	+1:10.9		
	b		WILHELM Kati	0+0	0+0		18:43.0	1	1:17:03.2	2	+50.7		
3	4	FRA	France	0+6	0+2	0+8			1:18:38.7		+2:26.2	43	390
	r		PERETTO Delphyne	0+2	0+1		20:46.5	14	20:46.5	14	+1:40.2		
	g		BAVEREL-ROBERT Florence	0+1	0+0		19:02.6	3	39:49.1	5	+1:46.6		
	y		BECAERT Sylvie	0+1	0+1		19:50.2	4	59:39.3	4	+2:30.0		
	b		BAILLY Sandrine	0+2	0+0		18:59.4	2	1:18:38.7	3	+2:26.2		
4	6	BLR	Belarus	0+5	0+3	0+8			1:19:19.6		+3:07.1	40	360
	r		IVANOVA Ekaterina	0+2	0+0		19:33.0	5	19:33.0	5	+26.7		
	g		NAZAROVA Olga	0+2	0+2		19:45.8	8	39:18.8	4	+1:16.3		
	y		ANANKO Ludmilla	0+0	0+1		19:53.9	5	59:12.7	3	+2:03.4		
	b		ZUBRILOVA Olena	0+1	0+0		20:06.9	6	1:19:19.6	4	+3:07.1		
5	3	NOR	Norway	1+6	0+7	1+13			1:19:34.4		+3:21.9	37	330
	r		BERGER Tora	1+3	0+1		20:28.1	12	20:28.1	12	+1:21.8		
	g		POIREE Liv Grete	0+1	0+1		18:43.2	1	39:11.3	3	+1:08.8		
	y		ANDREASSEN Gunn Margit	0+0	0+3		20:32.0	8	59:43.3	6	+2:34.0		
	b		TJORHOM Linda	0+2	0+2		19:51.1	4	1:19:34.4	5	+3:21.9		
6	5	SLO	Slovenia	0+5	1+6	1+11			1:19:55.7		+3:43.2	34	310
	r		GREGORIN Teja	0+0	0+0		19:45.2	7	19:45.2	7	+38.9		
	g		MALI Andreja	0+0	0+1		20:09.8	10	39:55.0	8	+1:52.5		
	y		GRUDICEK Dijana	0+2	0+2		19:44.5	2	59:39.5	5	+2:30.2		
	b		BRANKOVIC Tadeja	0+3	1+3		20:16.2	9	1:19:55.7	6	+3:43.2		
7	11	POL	Poland	0+4	0+4	0+8			1:20:29.3		+4:16.8	32	290
	r		PALKA Krystyna	0+2	0+1		20:11.1	9	20:11.1	9	+1:04.8		
	g		GWIZDON Magdalena	0+1	0+2		19:39.3	7	39:50.4	6	+1:47.9		
	y		PONIKWIA Katarzyna	0+1	0+1		20:15.5	6	1:00:05.9	7	+2:56.6		
	b		GRZYWA Magdalena	0+0	0+0		20:23.4	10	1:20:29.3	7	+4:16.8		
8	9	BUL	Bulgaria	0+5	3+9	3+14			1:20:38.7		+4:26.2	30	270
	r		FILIPOVA Pavlina	0+0	0+0		19:17.7	2	19:17.7	2	+11.4		
	g		POPOVA Radka	0+0	1+3		20:43.1	15	40:00.8	9	+1:58.3		
	y		NIKOULTCHINA Irina	0+3	1+3		20:27.2	7	1:00:28.0	8	+3:18.7		
	b		DAFOVSKA Ekaterina	0+2	1+3		20:10.7	7	1:20:38.7	8	+4:26.2		



FINAL RESULTS / RÉSULTATS DÉFINITIFS

CESANA SAN SICARIO THU 23 FEB 2006 / JEU 23 FEV 2006 START TIME / DEBUT 12:00 END TIME / FINI A 13:26

Rank	Bib Leg	NOC Bib Color	Name	P	S	T	Leg Time	Leg Rank	Team Time	Team Rank	Behind	WC	NC
9	7	CHN	People's Republic of China	0+5	2+8	2+13			1:21:43.7		+5:31.2	28	250
	r		KONG Yingchao	0+0	0+0		19:51.1	8	19:51.1	8	+44.8		
	g		SUN Ribo	0+2	1+3		20:41.5	14	40:32.6	11	+2:30.1		
	y		YIN Qiao	0+1	1+3		20:55.3	10	1:01:27.9	9	+4:18.6		
	b		LIU Xianying	0+2	0+2		20:15.8	8	1:21:43.7	9	+5:31.2		
10	12	SVK	Slovakia	0+2	0+8	0+10			1:21:55.5		+5:43.0	26	230
	r		MURINOVA Anna	0+0	0+2		21:09.2	16	21:09.2	16	+2:02.9		
	g		PAVKOVCEKOVA Marcela	0+0	0+3		20:12.2	11	41:21.4	14	+3:18.9		
	y		HALINAROVA Martina	0+0	0+1		20:35.4	9	1:01:56.8	11	+4:47.5		
	b		MIHOKOVA Sona	0+2	0+2		19:58.7	5	1:21:55.5	10	+5:43.0		
11	8	UKR	Ukraine	3+7	0+7	3+14			1:21:55.5		+5:43.0	24	220
	r		KHVOSTENKO Oksana	0+0	0+0		20:14.2	10	20:14.2	10	+1:07.9		
	g		PETROVA Olena	0+1	0+1		19:36.7	5	39:50.9	7	+1:48.4		
	y		LEMESH Nina	2+3	0+3		21:37.5	15	1:01:28.4	10	+4:19.1		
	b		EFREMOVA Lilia	1+3	0+3		20:27.1	11	1:21:55.5	11	+5:43.0		
12	15	ITA	Italy	0+4	3+5	3+9			1:22:42.7		+6:30.2	22	210
	r		PONZA Michela	0+1	0+0		19:22.7	4	19:22.7	4	+16.4		
	g		SANTER Saskia	0+2	0+2		20:38.3	13	40:01.0	10	+1:58.5		
	y		SANTER Nathalie	0+0	3+3		22:01.1	16	1:02:02.1	12	+4:52.8		
	b		ERTL Barbara	0+1	0+0		20:40.6	12	1:22:42.7	12	+6:30.2		
13	10	CZE	Czech Republic	0+5	1+7	1+12			1:24:14.8		+8:02.3	20	200
	r		HOLUBCOVA Katerina	0+1	0+0		20:47.3	15	20:47.3	15	+1:41.0		
	g		FALTUSOVA Lenka	0+0	0+1		20:34.8	12	41:22.1	15	+3:19.6		
	y		REZLEROVA Magda	0+3	0+3		21:23.6	13	1:02:45.7	14	+5:36.4		
	b		VEJNAROVA Zdenka	0+1	1+3		21:29.1	15	1:24:14.8	13	+8:02.3		
14	16	ROM	Romania	1+8	2+10	3+18			1:25:13.3		+9:00.8	18	190
	r		PLOTOGEA Dana Elena	0+3	0+3		21:26.7	17	21:26.7	17	+2:20.4		
	g		TOFALVI Eva	0+0	0+3		19:38.1	6	41:04.8	13	+3:02.3		
	y		PURDEA Mihaela	0+2	2+3		22:09.8	18	1:03:14.6	15	+6:05.3		
	b		RUSU Alexandra	1+3	0+1		21:58.7	16	1:25:13.3	14	+9:00.8		
15	18	USA	United States of America	0+5	0+6	0+11			1:25:20.3		+9:07.8	16	180
	r		STEER Rachel	0+1	0+3		20:31.1	13	20:31.1	13	+1:24.8		
	g		BARNES Tracy	0+2	0+0		22:07.0	18	42:38.1	17	+4:35.6		
	y		BARNES Lanny	0+1	0+1		21:21.7	12	1:03:59.8	17	+6:50.5		
	b		TREACY Carolyn	0+1	0+2		21:20.5	13	1:25:20.3	15	+9:07.8		
16	14	JPN	Japan	0+5	4+9	4+14			1:26:09.0		+9:56.5	15	170
	r		OTAKA Tomomi	0+2	2+3		23:21.2	18	23:21.2	18	+4:14.9		
	g		MEGURO Kanae	0+2	0+0		19:58.5	9	43:19.7	18	+5:17.2		
	y		TANAKA Tamami	0+1	1+3		21:21.3	11	1:04:41.0	18	+7:31.7		
	b		TSUKIDATE Ikuyo	0+0	1+3		21:28.0	14	1:26:09.0	16	+9:56.5		



FINAL RESULTS / RÉSULTATS DÉFINITIFS

CESANA SAN SICARIO THU 23 FEB 2006 / JEU 23 FEV 2006 START TIME / DEBUT 12:00 END TIME / FINI A 13:26

Rank	Bib Leg	NOC Bib Color	Name	P	S	T	Leg Time	Leg Rank	Team Time	Team Rank	Behind	WC	NC
17	13	CAN	Canada	0+1	1+9	1+10			1:26:09.7		+9:57.2	14	160
	r		KOCHER Zina	0+0	0+1		20:24.3	11	20:24.3	11	+1:18.0		
	g		KEITH Sandra	0+0	0+3		21:32.8	17	41:57.1	16	+3:54.6		
	y		ALBERT Martine	0+0	0+2		21:25.2	14	1:03:22.3	16	+6:13.0		
	b		PARENT Marie Pierre	0+1	1+3		22:47.4	17	1:26:09.7	17	+9:57.2		
18	17	LAT	Latvia	0+5	2+6	2+11			1:26:21.3		+10:08.8	13	150
	r		LIDUMA Madara	0+1	0+2		19:35.8	6	19:35.8	6	+29.5		
	g		BRICE Anzela	0+0	0+1		20:57.9	16	40:33.7	12	+2:31.2		
	y		SAVLAKA Linda	0+1	0+0		22:07.3	17	1:02:41.0	13	+5:31.7		
	b		KRUMINA Gerda	0+3	2+3		23:40.3	18	1:26:21.3	18	+10:08.8		

LEGEND

b	Blue	g	Green	NC	Nation Cup
P	Prone	r	Red	S	Standing
T	Total penalties + used spare rounds	WC	World Cup	y	Yellow



COMPETITION ANALYSIS / ANALYSE DE LA COMPÉTITION

CESANA SAN SICARIO THU 23 FEB 2006 / JEU 23 FEV 2006 START TIME / DEBUT 12:00 END TIME / FINI A 13:26

Rank	Bib	Name	NOC Code		T								
		Loop 1	Loop 2		Loop 3		Result	Behind	Rank				
		Time	Rk.	Time	Rk.	Time	Rk.						
1	1	RUSSIA	RUS		0+2	1:16:12.5	0.0	1					
BOGALIY Anna													
Cumulative Time		6:51.9	+4.6	2	13:31.2	+1.1	2		19:06.3	0.0	1		
Loop Time		6:51.9	+4.6	2	6:39.3	0.0	1	5:35.1	+3.9	2			
Shooting	0+0	33.0	+7.0	4	0+1	39.0	+16.0	9	0+1	1:12.0	+17.0	5	
Range Time		1:00.1	+5.9	4	1:05.9	+15.3	9		2:06.0	+13.2	5		
Course Time		5:51.8	+3.0	3	5:33.4	0.0	1	5:35.1	+3.9	2	17:00.3	0.0	1
ISHMOURATOVA Svetlana													
Cumulative Time		25:52.1	0.0	1	32:21.8	0.0	1		38:02.5	0.0	1		
Loop Time		6:45.8	+19.1	4	6:29.7	0.0	1	5:40.7	+7.3	4			
Shooting	0+1	38.0	+11.0	9	0+0	29.0	+5.0	3	0+1	1:07.0	+10.0	3	
Range Time		1:06.3	+11.6	9	57.0	+4.8	3		2:03.3	+9.6	3		
Course Time		5:39.5	+11.5	4	5:32.7	0.0	1	5:40.7	+7.3	4	16:52.9	+16.7	2
ZAITSEVA Olga													
Cumulative Time		44:36.2	0.0	1	51:15.9	0.0	1		57:09.3	0.0	1		
Loop Time		6:33.7	0.0	1	6:39.7	0.0	1	5:53.4	+15.0	8			
Shooting	0+0	27.0	0.0	1	0+0	30.0	0.0	1	0+0	57.0	0.0	1	
Range Time		55.0	0.0	1	57.2	0.0	1		1:52.2	0.0	1		
Course Time		5:38.7	+2.9	2	5:42.5	+14.0	4	5:53.4	+15.0	8	17:14.6	+26.3	4
AKHATOVA Albina													
Cumulative Time		1:03:57.7	0.0	1	1:10:26.9	0.0	1		1:16:12.5	0.0	1		
Loop Time		6:48.4	+8.6	2	6:29.2	+6.4	3	5:45.6	+17.7	6			
Shooting	0+0	48.0	+12.0	10	0+0	31.0	+4.0	4	0+0	1:19.0	+12.0	5	
Range Time		1:14.6	+9.2	10	56.4	+0.5	3		2:11.0	+9.6	4		
Course Time		5:33.8	+4.0	2	5:32.8	+5.9	3	5:45.6	+17.7	6	16:52.2	+15.5	3
2	2	GERMANY	GER		1+8	1:17:03.2	+50.7	2					
GLAGOW Martina													
Cumulative Time		6:54.5	+7.2	4	13:42.2	+12.1	4		19:18.8	+12.5	3		
Loop Time		6:54.5	+7.2	4	6:47.7	+8.4	5	5:36.6	+5.4	4			
Shooting	0+1	37.0	+11.0	7	0+2	44.0	+21.0	12	0+3	1:21.0	+26.0	7	
Range Time		1:05.7	+11.5	10	1:11.0	+20.4	12		2:16.7	+23.9	7		
Course Time		5:48.8	0.0	1	5:36.7	+3.3	2	5:36.6	+5.4	4	17:02.1	+1.8	2
HENKEL Andrea													
Cumulative Time		26:17.4	+25.3	3	32:52.0	+30.2	2		38:34.7	+32.2	2		
Loop Time		6:58.6	+31.9	10	6:34.6	+4.9	2	5:42.7	+9.3	5			
Shooting	0+2	56.0	+29.0	15	0+0	27.0	+3.0	2	0+2	1:23.0	+26.0	7	
Range Time		1:22.3	+27.6	15	52.2	0.0	1		2:14.5	+20.8	6		
Course Time		5:36.3	+8.3	2	5:42.4	+9.7	4	5:42.7	+9.3	5	17:01.4	+25.2	3
APEL Katrin													
Cumulative Time		45:08.9	+32.7	2	52:36.7	+1:20.8	2		58:20.2	+1:10.9	2		
Loop Time		6:34.2	+0.5	2	7:27.8	+48.1	7	5:43.5	+5.1	3			
Shooting	0+0	30.0	+3.0	3	1+3	55.0	+25.0	10	1+3	1:25.0	+28.0	9	
Range Time		58.4	+3.4	4	1:48.4	+51.2	13		2:46.8	+54.6	10		
Course Time		5:35.8	0.0	1	5:39.4	+10.9	2	5:43.5	+5.1	3	16:58.7	+10.4	2
WILHELM Kati													
Cumulative Time		1:05:00.0	+1:02.3	2	1:11:22.8	+55.9	2		1:17:03.2	+50.7	2		
Loop Time		6:39.8	0.0	1	6:22.8	0.0	1	5:40.4	+12.5	4			
Shooting	0+0	39.0	+3.0	2	0+0	28.0	+1.0	2	0+0	1:07.0	0.0	1	
Range Time		1:05.5	+0.1	2	55.9	0.0	1		2:01.4	0.0	1		
Course Time		5:34.3	+4.5	3	5:26.9	0.0	1	5:40.4	+12.5	4	16:41.6	+4.9	2



COMPETITION ANALYSIS / ANALYSE DE LA COMPÉTITION

CESANA SAN SICARIO THU 23 FEB 2006 / JEU 23 FEV 2006 START TIME / DEBUT 12:00 END TIME / FINI A 13:26

Rank	Bib	Name	NOC Code		T							
		Loop 1	Loop 2		Loop 3		Result	Behind	Rank			
		Time	Rk.	Time	Rk.	Time	Rk.			Rank		
3	4	FRANCE	FRA				0+8	1:18:38.7	+2:26.2	3		
PERETTO Delphine												
Cumulative Time		7:23.4	+36.1	15	14:31.6	+1:01.5	13			20:46.5	+1:40.2	14
Loop Time		7:23.4	+36.1	15	7:08.2	+28.9	12	6:14.9	+43.7	14		
Shooting	0+2	56.0	+30.0	15 0+1	34.0	+11.0	6			0+3	1:30.0	+35.0
Range Time		1:24.7	+30.5	14	1:01.5	+10.9	6				2:26.2	+33.4
Course Time		5:58.7	+9.9	8	6:06.7	+33.3	15	6:14.9	+43.7	14	18:20.3	+1:20.0
BAVEREL-ROBERT Florence												
Cumulative Time		27:29.3	+1:37.2	12	34:12.5	+1:50.7	10				39:49.1	+1:46.6
Loop Time		6:42.8	+16.1	2	6:43.2	+13.5	4	5:36.6	+3.2	2		
Shooting	0+1	33.0	+6.0	6 0+0	24.0	0.0	1			0+1	57.0	0.0
Range Time		1:01.3	+6.6	6	52.4	+0.2	2				1:53.7	0.0
Course Time		5:41.5	+13.5	6	5:50.8	+18.1	9	5:36.6	+3.2	2	17:08.9	+32.7
BECAERT Sylvie												
Cumulative Time		46:49.7	+2:13.5	6	53:50.7	+2:34.8	4				59:39.3	+2:30.0
Loop Time		7:00.6	+26.9	6	7:01.0	+21.3	4	5:48.6	+10.2	6		
Shooting	0+1	42.0	+15.0	11 0+1	41.0	+11.0	5			0+2	1:23.0	+26.0
Range Time		1:10.9	+15.9	11	1:09.2	+12.0	5				2:20.1	+27.9
Course Time		5:49.7	+13.9	6	5:51.8	+23.3	7	5:48.6	+10.2	6	17:30.1	+41.8
BAILLY Sandrine												
Cumulative Time		1:06:35.8	+2:38.1	4	1:13:03.1	+2:36.2	4				1:18:38.7	+2:26.2
Loop Time		6:56.5	+16.7	4	6:27.3	+4.5	2	5:35.6	+7.7	3		
Shooting	0+2	1:01.0	+25.0	15 0+0	29.0	+2.0	3			0+2	1:30.0	+23.0
Range Time		1:26.7	+21.3	14	56.0	+0.1	2				2:22.7	+21.3
Course Time		5:29.8	0.0	1	5:31.3	+4.4	2	5:35.6	+7.7	3	16:36.7	0.0
4	6	BELARUS	BLR				0+8	1:19:19.6	+3:07.1	4		
IVANOVA Ekaterina												
Cumulative Time		7:20.0	+32.7	14	14:01.8	+31.7	8				19:33.0	+26.7
Loop Time		7:20.0	+32.7	14	6:41.8	+2.5	3	5:31.2	0.0	1		
Shooting	0+2	58.0	+32.0	17 0+0	33.0	+10.0	4			0+2	1:31.0	+36.0
Range Time		1:26.1	+31.9	16	58.1	+7.5	3				2:24.2	+31.4
Course Time		5:53.9	+5.1	4	5:43.7	+10.3	5	5:31.2	0.0	1	17:08.8	+8.5
NAZAROVA Olga												
Cumulative Time		26:33.9	+41.8	4	33:32.7	+1:10.9	3				39:18.8	+1:16.3
Loop Time		7:00.9	+34.2	12	6:58.8	+29.1	6	5:46.1	+12.7	7		
Shooting	0+2	49.0	+22.0	13 0+2	53.0	+29.0	12			0+4	1:42.0	+45.0
Range Time		1:16.6	+21.9	13	1:20.6	+28.4	12				2:37.2	+43.5
Course Time		5:44.3	+16.3	9	5:38.2	+5.5	3	5:46.1	+12.7	7	17:08.6	+32.4
ANANKO Ludmilla												
Cumulative Time		46:18.2	+1:42.0	4	53:14.8	+1:58.9	3				59:12.7	+2:03.4
Loop Time		6:59.4	+25.7	5	6:56.6	+16.9	3	5:57.9	+19.5	9		
Shooting	0+0	30.0	+3.0	3 0+1	31.0	+1.0	2			0+1	1:01.0	+4.0
Range Time		57.3	+2.3	3	59.1	+1.9	2				1:56.4	+4.2
Course Time		6:02.1	+26.3	13	5:57.5	+29.0	9	5:57.9	+19.5	9	17:57.5	+1:09.2
ZUBRILOVA Olena												
Cumulative Time		1:06:01.9	+2:04.2	3	1:12:50.3	+2:23.4	3				1:19:19.6	+3:07.1
Loop Time		6:49.2	+9.4	3	6:48.4	+25.6	4	6:29.3	+1:01.4	16		
Shooting	0+1	43.0	+7.0	4 0+0	32.0	+5.0	5			0+1	1:15.0	+8.0
Range Time		1:11.2	+5.8	4	1:02.9	+7.0	6				2:14.1	+12.7
Course Time		5:38.0	+8.2	5	5:45.5	+18.6	8	6:29.3	+1:01.4	16	17:52.8	+1:16.1



COMPETITION ANALYSIS / ANALYSE DE LA COMPÉTITION

CESANA SAN SICARIO THU 23 FEB 2006 / JEU 23 FEV 2006 START TIME / DEBUT 12:00 END TIME / FINI A 13:26

Rank	Bib	Name	NOC Code		T							
Loop 1		Loop 2		Loop 3		Result	Behind	Rank				
Time	Rk.	Time	Rk.	Time	Rk.							
5	3	NORWAY	NOR		1+13	1:19:34.4	+3:21.9	5				
BERGER Tora												
Cumulative Time	7:47.8	+1:00.5	18	14:42.1	+1:12.0	16	20:28.1	+1:21.8	12			
Loop Time	7:47.8	+1:00.5	18	6:54.3	+15.0	8	5:46.0	+14.8	6			
Shooting	1+3	50.0	+24.0	14 0+1	33.0	+10.0	4	1+4	1:23.0	+28.0	8	
Range Time	1:44.0	+49.8	18	1:00.4	+9.8	5	2:44.4	+51.6	16			
Course Time	6:03.8	+15.0	13	5:53.9	+20.5	12	5:46.0	+14.8	6	17:43.7	+43.4	9
POIREE Liv Grete												
Cumulative Time	26:54.8	+1:02.7	7	33:37.9	+1:16.1	4	39:11.3	+1:08.8	3			
Loop Time	6:26.7	0.0	1	6:43.1	+13.4	3	5:33.4	0.0	1			
Shooting	0+1	32.0	+5.0	4 0+1	40.0	+16.0	8	0+2	1:12.0	+15.0	4	
Range Time	58.7	+4.0	3	1:08.3	+16.1	7	2:07.0	+13.3	4			
Course Time	5:28.0	0.0	1	5:34.8	+2.1	2	5:33.4	0.0	1	16:36.2	0.0	1
ANDREASSEN Gunn Margit												
Cumulative Time	46:17.6	+1:41.4	3	53:52.9	+2:37.0	6	59:43.3	+2:34.0	6			
Loop Time	7:06.3	+32.6	10	7:35.3	+55.6	11	5:50.4	+12.0	7			
Shooting	0+0	28.0	+1.0	2 0+3	56.0	+26.0	11	0+3	1:24.0	+27.0	8	
Range Time	57.1	+2.1	2	1:23.9	+26.7	10	2:21.0	+28.8	7			
Course Time	6:09.2	+33.4	15	6:11.4	+42.9	15	5:50.4	+12.0	7	18:11.0	+1:22.7	13
TJORHOM Linda												
Cumulative Time	1:06:50.5	+2:52.8	6	1:13:59.3	+3:32.4	5	1:19:34.4	+3:21.9	5			
Loop Time	7:07.2	+27.4	10	7:08.8	+46.0	7	5:35.1	+7.2	2			
Shooting	0+2	48.0	+12.0	10 0+2	59.0	+32.0	13	0+4	1:47.0	+40.0	11	
Range Time	1:15.5	+10.1	11	1:27.6	+31.7	10	2:43.1	+41.7	9			
Course Time	5:51.7	+21.9	10	5:41.2	+14.3	5	5:35.1	+7.2	2	17:08.0	+31.3	6
6	5	SLOVENIA	SLO		1+11	1:19:55.7	+3:43.2	6				
GREGORIN Teja												
Cumulative Time	7:03.1	+15.8	9	13:58.5	+28.4	6	19:45.2	+38.9	7			
Loop Time	7:03.1	+15.8	9	6:55.4	+16.1	9	5:46.7	+15.5	7			
Shooting	0+0	33.0	+7.0	4 0+0	36.0	+13.0	7	0+0	1:09.0	+14.0	4	
Range Time	1:02.5	+8.3	5	1:02.6	+12.0	7	2:05.1	+12.3	4			
Course Time	6:00.6	+11.8	11	5:52.8	+19.4	10	5:46.7	+15.5	7	17:40.1	+39.8	7
MALI Andreja												
Cumulative Time	26:38.9	+46.8	5	34:00.8	+1:39.0	5	39:55.0	+1:52.5	8			
Loop Time	6:53.7	+27.0	8	7:21.9	+52.2	12	5:54.2	+20.8	13			
Shooting	0+0	37.0	+10.0	8 0+1	53.0	+29.0	12	0+1	1:30.0	+33.0	12	
Range Time	1:05.4	+10.7	8	1:23.0	+30.8	13	2:28.4	+34.7	11			
Course Time	5:48.3	+20.3	11	5:58.9	+26.2	13	5:54.2	+20.8	13	17:41.4	+1:05.2	13
GRUDICEK Dijana												
Cumulative Time	47:01.0	+2:24.8	8	53:51.7	+2:35.8	5	59:39.5	+2:30.2	5			
Loop Time	7:06.0	+32.3	9	6:50.7	+11.0	2	5:47.8	+9.4	4			
Shooting	0+2	54.0	+27.0	14 0+2	42.0	+12.0	6	0+4	1:36.0	+39.0	10	
Range Time	1:21.8	+26.8	14	1:09.7	+12.5	6	2:31.5	+39.3	9			
Course Time	5:44.2	+8.4	4	5:41.0	+12.5	3	5:47.8	+9.4	4	17:13.0	+24.7	3
BRANKOVIC Tadeja												
Cumulative Time	1:06:39.7	+2:42.0	5	1:14:05.8	+3:38.9	6	1:19:55.7	+3:43.2	6			
Loop Time	7:00.2	+20.4	6	7:26.1	+1:03.3	12	5:49.9	+22.0	9			
Shooting	0+3	57.0	+21.0	13 1+3	57.0	+30.0	11	1+6	1:54.0	+47.0	12	
Range Time	1:23.4	+18.0	13	1:52.5	+56.6	14	3:15.9	+1:14.5	13			
Course Time	5:36.8	+7.0	4	5:33.6	+6.7	4	5:49.9	+22.0	9	17:00.3	+23.6	5



COMPETITION ANALYSIS / ANALYSE DE LA COMPÉTITION

CESANA SAN SICARIO THU 23 FEB 2006 / JEU 23 FEV 2006 START TIME / DEBUT 12:00 END TIME / FINI A 13:26

Rank	Bib	Name	NOC Code		T								
			Loop 1		Loop 2		Loop 3		Result	Behind	Rank		
			Time	Rk.	Time	Rk.	Time	Rk.					
7	11	POLAND	POL						0+8	1:20:29.3	+4:16.8	7	
PALKA Krystyna													
Cumulative Time		7:11.8	+24.5	11	14:13.3	+43.2	11			20:11.1	+1:04.8	9	
Loop Time		7:11.8	+24.5	11	7:01.5	+22.2	11	5:57.8	+26.6	10			
Shooting	0+2	45.0	+19.0	13	0+1	39.0	+16.0	9		0+3	1:24.0	+29.0	9
Range Time		1:12.6	+18.4	13	1:09.4	+18.8	10				2:22.0	+29.2	11
Course Time		5:59.2	+10.4	9	5:52.1	+18.7	9	5:57.8	+26.6	10	17:49.1	+48.8	11
GWIZDON Magdalena													
Cumulative Time		26:57.6	+1:05.5	9	34:03.4	+1:41.6	7				39:50.4	+1:47.9	6
Loop Time		6:46.5	+19.8	5	7:05.8	+36.1	9	5:47.0	+13.6	9			
Shooting	0+1	40.0	+13.0	10	0+2	48.0	+24.0	11		0+3	1:28.0	+31.0	10
Range Time		1:08.8	+14.1	10	1:16.5	+24.3	11				2:25.3	+31.6	9
Course Time		5:37.7	+9.7	3	5:49.3	+16.6	8	5:47.0	+13.6	9	17:14.0	+37.8	9
PONIKWIA Katarzyna													
Cumulative Time		46:48.7	+2:12.5	5	53:55.2	+2:39.3	7				1:00:05.9	+2:56.6	7
Loop Time		6:58.3	+24.6	4	7:06.5	+26.8	5	6:10.7	+32.3	14			
Shooting	0+1	38.0	+11.0	8	0+1	42.0	+12.0	6		0+2	1:20.0	+23.0	5
Range Time		1:08.3	+13.3	7	1:10.5	+13.3	7				2:18.8	+26.6	5
Course Time		5:50.0	+14.2	7	5:56.0	+27.5	8	6:10.7	+32.3	14	17:56.7	+1:08.4	8
GRZYWA Magdalena													
Cumulative Time		1:07:08.0	+3:10.3	7	1:14:12.2	+3:45.3	7				1:20:29.3	+4:16.8	7
Loop Time		7:02.1	+22.3	7	7:04.2	+41.4	5	6:17.1	+49.2	14			
Shooting	0+0	36.0	0.0	1	0+0	32.0	+5.0	5		0+0	1:08.0	+1.0	2
Range Time		1:05.4	0.0	1	1:01.5	+5.6	5				2:06.9	+5.5	2
Course Time		5:56.7	+26.9	12	6:02.7	+35.8	13	6:17.1	+49.2	14	18:16.5	+1:39.8	13
8	9	BULGARIA	BUL						3+14	1:20:38.7	+4:26.2	8	
FILIPOVA Pavlina													
Cumulative Time		6:47.3	0.0	1	13:30.1	0.0	1				19:17.7	+11.4	2
Loop Time		6:47.3	0.0	1	6:42.8	+3.5	4	5:47.6	+16.4	8			
Shooting	0+0	29.0	+3.0	2	0+0	31.0	+8.0	3		0+0	1:00.0	+5.0	2
Range Time		57.3	+3.1	2	57.9	+7.3	2				1:55.2	+2.4	3
Course Time		5:50.0	+1.2	2	5:44.9	+11.5	6	5:47.6	+16.4	8	17:22.5	+22.2	5
POPOVA Radka													
Cumulative Time		26:10.6	+18.5	2	34:07.7	+1:45.9	8				40:00.8	+1:58.3	9
Loop Time		6:52.9	+26.2	7	7:57.1	+1:27.4	17	5:53.1	+19.7	11			
Shooting	0+0	27.0	0.0	1	1+3	1:00.0	+36.0	15		1+3	1:27.0	+30.0	9
Range Time		56.2	+1.5	2	1:52.6	+1:00.4	17				2:48.8	+55.1	16
Course Time		5:56.7	+28.7	14	6:04.5	+31.8	14	5:53.1	+19.7	11	17:54.3	+1:18.1	14
NIKOULTCHINA Irina													
Cumulative Time		47:17.0	+2:40.8	9	54:48.3	+3:32.4	8				1:00:28.0	+3:18.7	8
Loop Time		7:16.2	+42.5	12	7:31.3	+51.6	10	5:39.7	+1.3	2			
Shooting	0+3	1:08.0	+41.0	17	1+3	1:12.0	+42.0	15		1+6	2:20.0	+1:23.0	15
Range Time		1:36.1	+41.1	17	2:02.8	+1:05.6	14				3:38.9	+1:46.7	15
Course Time		5:40.1	+4.3	3	5:28.5	0.0	1	5:39.7	+1.3	2	16:48.3	0.0	1
DAFOVSKA Ekaterina													
Cumulative Time		1:07:25.0	+3:27.3	8	1:14:50.9	+4:24.0	8				1:20:38.7	+4:26.2	8
Loop Time		6:57.0	+17.2	5	7:25.9	+1:03.1	11	5:47.8	+19.9	8			
Shooting	0+2	44.0	+8.0	6	1+3	46.0	+19.0	8		1+5	1:30.0	+23.0	6
Range Time		1:12.0	+6.6	6	1:39.6	+43.7	13				2:51.6	+50.2	10
Course Time		5:45.0	+15.2	7	5:46.3	+19.4	10	5:47.8	+19.9	8	17:19.1	+42.4	8



COMPETITION ANALYSIS / ANALYSE DE LA COMPÉTITION

CESANA SAN SICARIO THU 23 FEB 2006 / JEU 23 FEV 2006 START TIME / DEBUT 12:00 END TIME / FINI A 13:26

Rank	Bib	Name	NOC Code		T								
		Loop 1	Loop 2		Loop 3		Result	Behind	Rank				
		Time	Rk.	Time	Rk.	Time	Rk.						
9	7	CHINA	CHN				2+13	1:21:43.7	+5:31.2	9			
KONG Yingchao													
Cumulative Time		7:01.4	+14.1	7	13:50.7	+20.6	5			19:51.1	+44.8	8	
Loop Time		7:01.4	+14.1	7	6:49.3	+10.0	6	6:00.4	+29.2	11			
Shooting	0+0	36.0	+10.0	6	0+0	38.0	+15.0	8		0+0	1:14.0	+19.0	
Range Time		1:03.4	+9.2	7	1:05.8	+15.2	8			2:09.2	+16.4	6	
Course Time		5:58.0	+9.2	7	5:43.5	+10.1	4	6:00.4	+29.2	11	17:41.9	+41.6	8
SUN Ribo													
Cumulative Time		27:07.2	+1:15.1	10	34:53.4	+2:31.6	12			40:32.6	+2:30.1	11	
Loop Time		7:16.1	+49.4	14	7:46.2	+1:16.5	16	5:39.2	+5.8	3			
Shooting	0+2	1:07.0	+40.0	17	1+3	1:09.0	+45.0	16		1+5	2:16.0	+1:19.0	
Range Time		1:34.8	+40.1	17	2:02.2	+1:10.0	18			3:37.0	+1:43.3	18	
Course Time		5:41.3	+13.3	5	5:44.0	+11.3	6	5:39.2	+5.8	3	17:04.5	+28.3	4
YIN Qiao													
Cumulative Time		47:46.8	+3:10.6	10	55:49.5	+4:33.6	11			1:01:27.9	+4:18.6	9	
Loop Time		7:14.2	+40.5	11	8:02.7	+1:23.0	15	5:38.4	0.0	1			
Shooting	0+1	53.0	+26.0	13	1+3	1:29.0	+59.0	17		1+4	2:22.0	+1:25.0	
Range Time		1:20.0	+25.0	13	2:19.5	+1:22.3	16			3:39.5	+1:47.3	16	
Course Time		5:54.2	+18.4	9	5:43.2	+14.7	5	5:38.4	0.0	1	17:15.8	+27.5	5
LIU Xianying													
Cumulative Time		1:08:46.1	+4:48.4	9	1:16:00.2	+5:33.3	9			1:21:43.7	+5:31.2	9	
Loop Time		7:18.2	+38.4	13	7:14.1	+51.3	9	5:43.5	+15.6	5			
Shooting	0+2	1:02.0	+26.0	16	0+2	1:02.0	+35.0	14		0+4	2:04.0	+57.0	
Range Time		1:28.3	+22.9	15	1:29.4	+33.5	11			2:57.7	+56.3	11	
Course Time		5:49.9	+20.1	9	5:44.7	+17.8	7	5:43.5	+15.6	5	17:18.1	+41.4	7
10	12	SLOVAKIA	SVK				0+10	1:21:55.5	+5:43.0	10			
MURINOVA Anna													
Cumulative Time		6:53.2	+5.9	3	14:35.0	+1:04.9	14			21:09.2	+2:02.9	16	
Loop Time		6:53.2	+5.9	3	7:41.8	+1:02.5	17	6:34.2	+1:03.0	17			
Shooting	0+0	29.0	+3.0	2	0+2	58.0	+35.0	16		0+2	1:27.0	+32.0	
Range Time		57.7	+3.5	3	1:29.7	+39.1	16			2:27.4	+34.6	14	
Course Time		5:55.5	+6.7	6	6:12.1	+38.7	16	6:34.2	+1:03.0	17	18:41.8	+1:41.5	17
PAVKOVCEKOVA Marcela													
Cumulative Time		27:58.2	+2:06.1	16	35:27.9	+3:06.1	15			41:21.4	+3:18.9	14	
Loop Time		6:49.0	+22.3	6	7:29.7	+1:00.0	14	5:53.5	+20.1	12			
Shooting	0+0	36.0	+9.0	7	0+3	1:10.0	+46.0	17		0+3	1:46.0	+49.0	
Range Time		1:04.6	+9.9	7	1:35.6	+43.4	15			2:40.2	+46.5	13	
Course Time		5:44.4	+16.4	10	5:54.1	+21.4	12	5:53.5	+20.1	12	17:32.0	+55.8	11
HALINAROVA Martina													
Cumulative Time		48:25.0	+3:48.8	13	55:54.4	+4:38.5	12			1:01:56.8	+4:47.5	11	
Loop Time		7:03.6	+29.9	7	7:29.4	+49.7	8	6:02.4	+24.0	10			
Shooting	0+0	36.0	+9.0	6	0+1	47.0	+17.0	8		0+1	1:23.0	+26.0	
Range Time		1:04.8	+9.8	5	1:18.4	+21.2	9			2:23.2	+31.0	8	
Course Time		5:58.8	+23.0	12	6:11.0	+42.5	14	6:02.4	+24.0	10	18:12.2	+1:23.9	14
MIHOKOVA Sona													
Cumulative Time		1:09:03.0	+5:05.3	10	1:16:08.1	+5:41.2	10			1:21:55.5	+5:43.0	10	
Loop Time		7:06.2	+26.4	8	7:05.1	+42.3	6	5:47.4	+19.5	7			
Shooting	0+2	52.0	+16.0	12	0+2	52.0	+25.0	9		0+4	1:44.0	+37.0	
Range Time		1:19.0	+13.6	12	1:19.5	+23.6	8			2:38.5	+37.1	8	
Course Time		5:47.2	+17.4	8	5:45.6	+18.7	9	5:47.4	+19.5	7	17:20.2	+43.5	9



COMPETITION ANALYSIS / ANALYSE DE LA COMPÉTITION

CESANA SAN SICARIO THU 23 FEB 2006 / JEU 23 FEV 2006 START TIME / DEBUT 12:00 END TIME / FINI A 13:26

Rank	Bib	Name	NOC Code				T							
Loop 1			Loop 2				Loop 3			Result	Behind	Rank		
Time			Rk.	Time	Rk.	Time	Rk.							
11	8	UKRAINE	UKR				3+14			1:21:55.5	+5:43.0	11		
KHOVOSTENKO Oksana														
Cumulative Time		7:00.9	+13.6	6	14:02.0	+31.9	9				20:14.2	+1:07.9	10	
Loop Time		7:00.9	+13.6	6	7:01.1	+21.8	10	6:12.2	+41.0	13				
Shooting	0+0	26.0	0.0	1	0+0	29.0	+6.0	2		0+0	55.0	0.0	1	
Range Time		54.2	0.0	1		58.6	+8.0	4			1:52.8	0.0	1	
Course Time		6:06.7	+17.9	17		6:02.5	+29.1	13	6:12.2	+41.0	13	18:21.4	+1:21.1	14
PETROVA Olena														
Cumulative Time		27:08.0	+1:15.9	11	34:07.8	+1:46.0	9				39:50.9	+1:48.4	7	
Loop Time		6:53.8	+27.1	9	6:59.8	+30.1	7	5:43.1	+9.7	6				
Shooting	0+1	42.0	+15.0	11	0+1	46.0	+22.0	9		0+2	1:28.0	+31.0	10	
Range Time		1:10.5	+15.8	11		1:15.2	+23.0	10			2:25.7	+32.0	10	
Course Time		5:43.3	+15.3	8		5:44.6	+11.9	7	5:43.1	+9.7	6	17:11.0	+34.8	7
LEMESH Nina														
Cumulative Time		48:02.7	+3:26.5	11	55:25.9	+4:10.0	9				1:01:28.4	+4:19.1	10	
Loop Time		8:11.8	+1:38.1	18	7:23.2	+43.5	6	6:02.5	+24.1	11				
Shooting	2+3	57.0	+30.0	15	0+3	49.0	+19.0	9		2+6	1:46.0	+49.0	12	
Range Time		2:20.7	+1:25.7	18		1:16.4	+19.2	8			3:37.1	+1:44.9	14	
Course Time		5:51.1	+15.3	8		6:06.8	+38.3	13	6:02.5	+24.1	11	18:00.4	+1:12.1	10
EFREMOVA Lilia														
Cumulative Time		1:09:05.2	+5:07.5	11	1:16:27.6	+6:00.7	12				1:21:55.5	+5:43.0	11	
Loop Time		7:36.8	+57.0	15	7:22.4	+59.6	10	5:27.9	0.0	1				
Shooting	1+3	59.0	+23.0	14	0+3	1:10.0	+43.0	15		1+6	2:09.0	+1:02.0	15	
Range Time		1:51.9	+46.5	17		1:38.5	+42.6	12			3:30.4	+1:29.0	15	
Course Time		5:44.9	+15.1	6		5:43.9	+17.0	6	5:27.9	0.0	1	16:56.7	+20.0	4
12	15	ITALY	ITA				3+9			1:22:42.7	+6:30.2	12		
PONZA Michela														
Cumulative Time		6:57.8	+10.5	5	13:37.5	+7.4	3				19:22.7	+16.4	4	
Loop Time		6:57.8	+10.5	5	6:39.7	+0.4	2	5:45.2	+14.0	5				
Shooting	0+1	39.0	+13.0	9	0+0	23.0	0.0	1		0+1	1:02.0	+7.0	3	
Range Time		1:03.4	+9.2	7		50.6	0.0	1			1:54.0	+1.2	2	
Course Time		5:54.4	+5.6	5		5:49.1	+15.7	7	5:45.2	+14.0	5	17:28.7	+28.4	6
SANTER Saskia														
Cumulative Time		26:44.5	+52.4	6	34:03.1	+1:41.3	6				40:01.0	+1:58.5	10	
Loop Time		7:21.8	+55.1	16	7:18.6	+48.9	11	5:57.9	+24.5	14				
Shooting	0+2	1:03.0	+36.0	16	0+2	57.0	+33.0	14		0+4	2:00.0	+1:03.0	17	
Range Time		1:32.7	+38.0	16		1:25.6	+33.4	14			2:58.3	+1:04.6	17	
Course Time		5:49.1	+21.1	13		5:53.0	+20.3	11	5:57.9	+24.5	14	17:40.0	+1:03.8	12
SANTER Nathalie														
Cumulative Time		46:55.5	+2:19.3	7	56:14.2	+4:58.3	13				1:02:02.1	+4:52.8	12	
Loop Time		6:54.5	+20.8	3	9:18.7	+2:39.0	18	5:47.9	+9.5	5				
Shooting	0+0	39.0	+12.0	9	3+3	1:42.0	+1:12.0	18		3+3	2:21.0	+1:24.0	16	
Range Time		1:08.5	+13.5	8		3:31.3	+2:34.1	18			4:39.8	+2:47.6	18	
Course Time		5:46.0	+10.2	5		5:47.4	+18.9	6	5:47.9	+9.5	5	17:21.3	+33.0	6
ERTL Barbara														
Cumulative Time		1:09:14.9	+5:17.2	12	1:16:24.0	+5:57.1	11				1:22:42.7	+6:30.2	12	
Loop Time		7:12.8	+33.0	12	7:09.1	+46.3	8	6:18.7	+50.8	15				
Shooting	0+1	42.0	+6.0	3	0+0	27.0	0.0	1		0+1	1:09.0	+2.0	3	
Range Time		1:11.9	+6.5	5		58.0	+2.1	4			2:09.9	+8.5	3	
Course Time		6:00.9	+31.1	14		6:11.1	+44.2	14	6:18.7	+50.8	15	18:30.7	+1:54.0	15



COMPETITION ANALYSIS / ANALYSE DE LA COMPÉTITION

CESANA SAN SICARIO THU 23 FEB 2006 / JEU 23 FEV 2006 START TIME / DEBUT 12:00 END TIME / FINI A 13:26

Rank	Bib	Name	NOC Code		T								
		Loop 1	Loop 2		Loop 3		Result	Behind	Rank				
		Time	Rk.	Time	Rk.	Time	Rk.						
13	10	CZECH REPUBLIC	CZE				1+12	1:24:14.8	+8:02.3	13			
HOLUBCOVA Katerina													
Cumulative Time		7:17.0	+29.7	13	14:30.7	+1:00.6	12		20:47.3	+1:41.0	15		
Loop Time		7:17.0	+29.7	13	7:13.7	+34.4	14	6:16.6	+45.4	16			
Shooting	0+1	42.0	+16.0	11	0+0	42.0	+19.0	11	0+1	1:24.0	+29.0	9	
Range Time		1:09.4	+15.2	11	1:10.5	+19.9	11		2:19.9	+27.1	9		
Course Time		6:07.6	+18.8	18	6:03.2	+29.8	14	6:16.6	+45.4	16	18:27.4	+1:27.1	15
FALTUSOVA Lenka													
Cumulative Time		27:46.2	+1:54.1	14	35:03.2	+2:41.4	13		41:22.1	+3:19.6	15		
Loop Time		6:58.9	+32.2	11	7:17.0	+47.3	10	6:18.9	+45.5	16			
Shooting	0+0	30.0	+3.0	3	0+1	34.0	+10.0	6	0+1	1:04.0	+7.0	2	
Range Time		58.9	+4.2	4	1:02.2	+10.0	6		2:01.1	+7.4	2		
Course Time		6:00.0	+32.0	15	6:14.8	+42.1	16	6:18.9	+45.5	16	18:33.7	+1:57.5	15
REZLEROVA Magda													
Cumulative Time		48:50.6	+4:14.4	15	56:39.2	+5:23.3	14		1:02:45.7	+5:36.4	14		
Loop Time		7:28.5	+54.8	15	7:48.6	+1:08.9	13	6:06.5	+28.1	13			
Shooting	0+3	1:08.0	+41.0	17	0+3	1:18.0	+48.0	16	0+6	2:26.0	+1:29.0	18	
Range Time		1:32.7	+37.7	16	1:44.7	+47.5	12		3:17.4	+1:25.2	13		
Course Time		5:55.8	+20.0	11	6:03.9	+35.4	11	6:06.5	+28.1	13	18:06.2	+1:17.9	12
VEJNAROVA Zdenka													
Cumulative Time		1:09:56.0	+5:58.3	13	1:18:07.7	+7:40.8	13		1:24:14.8	+8:02.3	13		
Loop Time		7:10.3	+30.5	11	8:11.7	+1:48.9	15	6:07.1	+39.2	12			
Shooting	0+1	44.0	+8.0	6	1+3	1:20.0	+53.0	17	1+4	2:04.0	+57.0	13	
Range Time		1:10.8	+5.4	3	2:15.3	+1:19.4	16		3:26.1	+1:24.7	14		
Course Time		5:59.5	+29.7	13	5:56.4	+29.5	11	6:07.1	+39.2	12	18:03.0	+1:26.3	12
14	16	ROMANIA	ROM					3+18	1:25:13.3	+9:00.8	14		
PLOTOGEA Dana Elena													
Cumulative Time		7:31.4	+44.1	16	15:11.4	+1:41.3	17		21:26.7	+2:20.4	17		
Loop Time		7:31.4	+44.1	16	7:40.0	+1:00.7	16	6:15.3	+44.1	15			
Shooting	0+3	56.0	+30.0	15	0+3	55.0	+32.0	15	0+6	1:51.0	+56.0	17	
Range Time		1:25.2	+31.0	15	1:22.1	+31.5	15		2:47.3	+54.5	17		
Course Time		6:06.2	+17.4	16	6:17.9	+44.5	18	6:15.3	+44.1	15	18:39.4	+1:39.1	16
TOFALVI Eva													
Cumulative Time		28:09.8	+2:17.7	17	35:14.3	+2:52.5	14		41:04.8	+3:02.3	13		
Loop Time		6:43.1	+16.4	3	7:04.5	+34.8	8	5:50.5	+17.1	10			
Shooting	0+0	27.0	0.0	1	0+3	46.0	+22.0	9	0+3	1:13.0	+16.0	5	
Range Time		54.7	0.0	1	1:12.9	+20.7	9		2:07.6	+13.9	5		
Course Time		5:48.4	+20.4	12	5:51.6	+18.9	10	5:50.5	+17.1	10	17:30.5	+54.3	10
PURDEA Mihaela													
Cumulative Time		48:33.7	+3:57.5	14	57:03.3	+5:47.4	15		1:03:14.6	+6:05.3	15		
Loop Time		7:28.9	+55.2	16	8:29.6	+1:49.9	17	6:11.3	+32.9	15			
Shooting	0+2	59.0	+32.0	16	2+3	1:01.0	+31.0	12	2+5	2:00.0	+1:03.0	14	
Range Time		1:26.0	+31.0	15	2:26.7	+1:29.5	17		3:52.7	+2:00.5	17		
Course Time		6:02.9	+27.1	14	6:02.9	+34.4	10	6:11.3	+32.9	15	18:17.1	+1:28.8	15
RUSU Alexandra													
Cumulative Time		1:11:32.7	+7:35.0	17	1:19:10.5	+8:43.6	15		1:25:13.3	+9:00.8	14		
Loop Time		8:18.1	+1:38.3	18	7:37.8	+1:15.0	13	6:02.8	+34.9	11			
Shooting	1+3	1:17.0	+41.0	18	0+1	56.0	+29.0	10	1+4	2:13.0	+1:06.0	16	
Range Time		2:14.1	+1:08.7	18	1:23.5	+27.6	9		3:37.6	+1:36.2	16		
Course Time		6:04.0	+34.2	15	6:14.3	+47.4	15	6:02.8	+34.9	11	18:21.1	+1:44.4	14



COMPETITION ANALYSIS / ANALYSE DE LA COMPÉTITION

CESANA SAN SICARIO THU 23 FEB 2006 / JEU 23 FEV 2006 START TIME / DEBUT 12:00 END TIME / FINI A 13:26

Rank	Bib	Name	NOC Code		T									
			Loop 1		Loop 2		Loop 3		Result	Behind	Rank			
			Time	Rk.	Time	Rk.	Time	Rk.						
15	18	USA	USA						0+11	1:25:20.3	+9:07.8	15		
STEER Rachel														
Cumulative Time			7:16.5	+29.2	12	14:36.4	+1:06.3	15			20:31.1	+1:24.8	13	
Loop Time			7:16.5	+29.2	12	7:19.9	+40.6	15	5:54.7	+23.5	9			
Shooting	0+1		44.0	+18.0	12	0+3	1:01.0	+38.0	17	0+4	1:45.0	+50.0	16	
Range Time			1:12.2	+18.0	12	1:30.2	+39.6	17			2:42.4	+49.6	15	
Course Time			6:04.3	+15.5	14	5:49.7	+16.3	8	5:54.7	+23.5	9	17:48.7	+48.4	10
BARNES Tracy														
Cumulative Time			27:54.5	+2:02.4	15	35:35.9	+3:14.1	17			42:38.1	+4:35.6	17	
Loop Time			7:23.4	+56.7	17	7:41.4	+1:11.7	15	7:02.2	+1:28.8	18			
Shooting	0+2		54.0	+27.0	14	0+0	29.0	+5.0	3	0+2	1:23.0	+26.0	7	
Range Time			1:21.9	+27.2	14	1:01.3	+9.1	4			2:23.2	+29.5	8	
Course Time			6:01.5	+33.5	16	6:40.1	+1:07.4	18	7:02.2	+1:28.8	18	19:43.8	+3:07.6	18
BARNES Lanny														
Cumulative Time			49:58.7	+5:22.5	17	57:29.2	+6:13.3	17			1:03:59.8	+6:50.5	17	
Loop Time			7:20.6	+46.9	13	7:30.5	+50.8	9	6:30.6	+52.2	17			
Shooting	0+1		35.0	+8.0	5	0+1	32.0	+2.0	3	0+2	1:07.0	+10.0	3	
Range Time			1:06.3	+11.3	6	1:00.3	+3.1	4			2:06.6	+14.4	3	
Course Time			6:14.3	+38.5	17	6:30.2	+1:01.7	17	6:30.6	+52.2	17	19:15.1	+2:26.8	17
TREACY Carolyn														
Cumulative Time			1:11:25.6	+7:27.9	16	1:19:07.3	+8:40.4	14			1:25:20.3	+9:07.8	15	
Loop Time			7:25.8	+46.0	14	7:41.7	+1:18.9	14	6:13.0	+45.1	13			
Shooting	0+1		45.0	+9.0	9	0+2	45.0	+18.0	7	0+3	1:30.0	+23.0	6	
Range Time			1:14.0	+8.6	9	1:12.9	+17.0	7			2:26.9	+25.5	7	
Course Time			6:11.8	+42.0	16	6:28.8	+1:01.9	16	6:13.0	+45.1	13	18:53.6	+2:16.9	16
16	14	JAPAN	JPN						4+14	1:26:09.0	+9:56.5	16		
OTAKA Tomomi														
Cumulative Time			7:34.9	+47.6	17	16:29.0	+2:58.9	18			23:21.2	+4:14.9	18	
Loop Time			7:34.9	+47.6	17	8:54.1	+2:14.8	18	6:52.2	+1:21.0	18			
Shooting	0+2		1:02.0	+36.0	18	2+3	1:06.0	+43.0	18	2+5	2:08.0	+1:13.0	18	
Range Time			1:28.9	+34.7	17	2:39.7	+1:49.1	18			4:08.6	+2:15.8	18	
Course Time			6:06.0	+17.2	15	6:14.4	+41.0	17	6:52.2	+1:21.0	18	19:12.6	+2:12.3	18
MEGURO Kanae														
Cumulative Time			30:49.6	+4:57.5	18	37:33.5	+5:11.7	18			43:19.7	+5:17.2	18	
Loop Time			7:28.4	+1:01.7	18	6:43.9	+14.2	5	5:46.2	+12.8	8			
Shooting	0+2		1:17.0	+50.0	18	0+0	32.0	+8.0	5	0+2	1:49.0	+52.0	16	
Range Time			1:45.4	+50.7	18	1:01.5	+9.3	5			2:46.9	+53.2	15	
Course Time			5:43.0	+15.0	7	5:42.4	+9.7	4	5:46.2	+12.8	8	17:11.6	+35.4	8
TANAKA Tamami														
Cumulative Time			50:24.8	+5:48.6	18	58:35.4	+7:19.5	18			1:04:41.0	+7:31.7	18	
Loop Time			7:05.1	+31.4	8	8:10.6	+1:30.9	16	6:05.6	+27.2	12			
Shooting	0+1		41.0	+14.0	10	1+3	1:05.0	+35.0	13	1+4	1:46.0	+49.0	12	
Range Time			1:10.8	+15.8	10	2:05.7	+1:08.5	15			3:16.5	+1:24.3	12	
Course Time			5:54.3	+18.5	10	6:04.9	+36.4	12	6:05.6	+27.2	12	18:04.8	+1:16.5	11
TSUKIDATE Ikuyo														
Cumulative Time			1:11:47.9	+7:50.2	18	1:20:17.7	+9:50.8	18			1:26:09.0	+9:56.5	16	
Loop Time			7:06.9	+27.1	9	8:29.8	+2:07.0	16	5:51.3	+23.4	10			
Shooting	0+0		43.0	+7.0	4	1+3	1:32.0	+1:05.0	18	1+3	2:15.0	+1:08.0	17	
Range Time			1:13.1	+7.7	7	2:29.2	+1:33.3	17			3:42.3	+1:40.9	17	
Course Time			5:53.8	+24.0	11	6:00.6	+33.7	12	5:51.3	+23.4	10	17:45.7	+1:09.0	10



COMPETITION ANALYSIS / ANALYSE DE LA COMPÉTITION

CESANA SAN SICARIO THU 23 FEB 2006 / JEU 23 FEV 2006 START TIME / DEBUT 12:00 END TIME / FINI A 13:26

Rank	Bib	Name	NOC Code		T							
Loop 1			Loop 2		Loop 3		Result	Behind	Rank			
Time			Rk.	Time	Rk.	Time	Rk.					
17	13	CANADA	CAN				1+10	1:26:09.7	+9:57.2	17		
KOCHER Zina												
Cumulative Time	7:02.2	+14.9	8	14:12.6	+42.5	10				20:24.3	+1:18.0	11
Loop Time	7:02.2	+14.9	8	7:10.4	+31.1	13	6:11.7	+40.5	12			
Shooting	0+0	37.0	+11.0	7 0+1	48.0	+25.0	14		0+1	1:25.0	+30.0	11
Range Time	1:02.8	+8.6	6	1:17.6	+27.0	14				2:20.4	+27.6	10
Course Time	5:59.4	+10.6	10	5:52.8	+19.4	10	6:11.7	+40.5	12	18:03.9	+1:03.6	12
KEITH Sandra												
Cumulative Time	27:30.4	+1:38.3	13	35:29.4	+3:07.6	16				41:57.1	+3:54.6	16
Loop Time	7:06.1	+39.4	13	7:59.0	+1:29.3	18	6:27.7	+54.3	17			
Shooting	0+0	32.0	+5.0	4 0+3	1:14.0	+50.0	18		0+3	1:46.0	+49.0	14
Range Time	59.2	+4.5	5	1:43.4	+51.2	16				2:42.6	+48.9	14
Course Time	6:06.9	+38.9	17	6:15.6	+42.9	17	6:27.7	+54.3	17	18:50.2	+2:14.0	17
ALBERT Martine												
Cumulative Time	49:18.7	+4:42.5	16	57:09.1	+5:53.2	16				1:03:22.3	+6:13.0	16
Loop Time	7:21.6	+47.9	14	7:50.4	+1:10.7	14	6:13.2	+34.8	16			
Shooting	0+0	37.0	+10.0	7 0+2	1:07.0	+37.0	14		0+2	1:44.0	+47.0	11
Range Time	1:10.7	+15.7	9	1:37.9	+40.7	11				2:48.6	+56.4	11
Course Time	6:10.9	+35.1	16	6:12.5	+44.0	16	6:13.2	+34.8	16	18:36.6	+1:48.3	16
PARENT Marie Pierre												
Cumulative Time	1:11:01.2	+7:03.5	15	1:19:35.0	+9:08.1	16				1:26:09.7	+9:57.2	17
Loop Time	7:38.9	+59.1	16	8:33.8	+2:11.0	17	6:34.7	+1:06.8	17			
Shooting	0+1	44.0	+8.0	6 1+3	58.0	+31.0	12		1+4	1:42.0	+35.0	9
Range Time	1:13.9	+8.5	8	1:56.5	+1:00.6	15				3:10.4	+1:09.0	12
Course Time	6:25.0	+55.2	18	6:37.3	+1:10.4	18	6:34.7	+1:06.8	17	19:37.0	+3:00.3	18
18	17	LATVIA	LAT				2+11	1:26:21.3	+10:08.8	18		
LIDUMA Madara												
Cumulative Time	7:06.5	+19.2	10	14:00.3	+30.2	7				19:35.8	+29.5	6
Loop Time	7:06.5	+19.2	10	6:53.8	+14.5	7	5:35.5	+4.3	3			
Shooting	0+1	39.0	+13.0	9 0+2	47.0	+24.0	13		0+3	1:26.0	+31.0	12
Range Time	1:05.4	+11.2	9	1:12.7	+22.1	13				2:18.1	+25.3	8
Course Time	6:01.1	+12.3	12	5:41.1	+7.7	3	5:35.5	+4.3	3	17:17.7	+17.4	4
BRICE Anzela												
Cumulative Time	26:56.0	+1:03.9	8	34:20.5	+1:58.7	11				40:33.7	+2:31.2	12
Loop Time	7:20.2	+53.5	15	7:24.5	+54.8	13	6:13.2	+39.8	15			
Shooting	0+0	42.0	+15.0	11 0+1	39.0	+15.0	7		0+1	1:21.0	+24.0	6
Range Time	1:12.2	+17.5	12	1:10.5	+18.3	8				2:22.7	+29.0	7
Course Time	6:08.0	+40.0	18	6:14.0	+41.3	15	6:13.2	+39.8	15	18:35.2	+1:59.0	16
SAVLAKA Linda												
Cumulative Time	48:06.3	+3:30.1	12	55:45.3	+4:29.4	10				1:02:41.0	+5:31.7	13
Loop Time	7:32.6	+58.9	17	7:39.0	+59.3	12	6:55.7	+1:17.3	18			
Shooting	0+1	46.0	+19.0	12 0+0	32.0	+2.0	3		0+1	1:18.0	+21.0	4
Range Time	1:14.1	+19.1	12	59.9	+2.7	3				2:14.0	+21.8	4
Course Time	6:18.5	+42.7	18	6:39.1	+1:10.6	18	6:55.7	+1:17.3	18	19:53.3	+3:05.0	18
KRUMINA Gerda												
Cumulative Time	1:10:30.9	+6:33.2	14	1:19:40.0	+9:13.1	17				1:26:21.3	+10:08.8	18
Loop Time	7:49.9	+1:10.1	17	9:09.1	+2:46.3	18	6:41.3	+1:13.4	18			
Shooting	0+3	1:10.0	+34.0	17 2+3	1:10.0	+43.0	15		2+6	2:20.0	+1:13.0	18
Range Time	1:37.9	+32.5	16	2:37.9	+1:42.0	18				4:15.8	+2:14.4	18
Course Time	6:12.0	+42.2	17	6:31.2	+1:04.3	17	6:41.3	+1:13.4	18	19:24.5	+2:47.8	17



COMPETITION ANALYSIS / ANALYSE DE LA COMPÉTITION

CESANA SAN SICARIO THU 23 FEB 2006 / JEU 23 FEV 2006 START TIME / DEBUT 12:00 END TIME / FINI A 13:26

LEGEND
Rk.

Rank

T

Total penalties + used spare rounds



WOMEN'S WORLD CUP RELAY SCORES SCORES DU RELAIS DE LA COUPE DU MONDE FEMMES FINAL RESULT - 4 OF 5 RESULTS SCORED

As of THU 23 FEB 2006 / En date du JEU 23 FEV 2006

World Cup Events				
1 Oestersund, Women 4 x 6 km Relay	29 NOV 2005	4 Ruhpolding, Women 4 x 6 km Relay	11 JAN 2006	
2 Hochfilzen, Women 4 x 6 km Relay	10 DEC 2005	5 Cesana San Sicario, Women's 4x6 km Relay	23 FEB 2006	
3 Oberhof, Women 4 x 6 km Relay	5 JAN 2006			

Rank	Name	NOC Code	Total	1	2	3	4	5
1	RUSSIA	RUS	189	3/43	2/46	4/40	1/50	1/50
2	GERMANY	GER	181	6/34	3/43	2/46	2/46	2/46
3	FRANCE	FRA	179	2/46	10/26	1/50	4/40	3/43
4	NORWAY	NOR	171	1/50	1/50	6/34	6/34	5/37
5	SLOVENIA	SLO	157	4/40	4/40	8/30	3/43	6/34
6	BELARUS	BLR	154	5/37	6/34	3/43	8/30	4/40
7	CHINA	CHN	131	8/30	7/32	5/37	7/32	9/28
8	BULGARIA	BUL	131	7/32	DNS	7/32	5/37	8/30
9	UKRAINE	UKR	108	10/26	8/30	11/24	9/28	11/24
10	SLOVAKIA	SVK	105	13/20	5/37		12/22	10/26
11	POLAND	POL	98	11/24	12/22	13/20	13/20	7/32
12	CZECH REPUBLIC	CZE	90	9/28	13/20	12/22	14/18	13/20
13	FINLAND	FIN	88	14/18	15/16	9/28	10/26	
14	ITALY	ITA	83	12/22	16/15		11/24	12/22
15	CANADA	CAN	79	16/15	11/24	10/26	17/14	17/14
16	JAPAN	JPN	67	18/18	14/18	14/18	15/16	16/15
17	ROMANIA	ROM	63	17/14	17/14	15/16	16/15	14/18
18	LATVIA	LAT	53	19/12	DNF	16/15	18/13	18/13
19	USA	USA	52	20/11	18/13		19/12	15/16
20	SWEDEN	SWE	44	15/16	9/28			
21	KAZAKSTAN	KAZ	12		19/12			

NOTE

Numbers separated by a slash indicate World Cup rank / points. Number of points awarded for each rank is shown in the table below:

Place	1	2	3	4	5	6	7	8	9	10	11	12	13	14	15	16	17	18	19	20	21	22	23	24	25	26	27	28	29	30
Points	50	46	43	40	37	34	32	30	28	26	24	22	20	18	16	15	14	13	12	11	10	9	8	7	6	5	4	3	2	1

LEGEND

DNF Did not finish **DNS** Did not start



FINAL RESULTS - COMPETITION DATA SUMMARY
RÉSULTATS DÉFINITIFS - RÉSUMÉ DES DONNÉES DE COMPÉTITION

CESANA SAN SICARIO SAT 25 FEB 2006 / SAM 25 FEV 2006 START TIME / DEBUT 10:00 END TIME / FINI A 10:52

Participation

Number of Entries:	30
Did not start:	0
Did not finish:	0
Disqualified:	0
Ranked Competitors:	30

Atmospheric Conditions at the Stadium

	30 min. before Start	At Start Time	30 min. after Start	At End Time
Weather	Snow	Snow	Snow	Snow
Snow Condition	Packed	Packed	Packed	Packed
Snow Temperature	-3.4 °C	-3.3 °C	-2.6 °C	-2.6 °C
Air Temperature	-3.4 °C	-3.0 °C	-2.3 °C	-2.3 °C
Humidity	97 %	96 %	96 %	96 %
Wind Direction/Speed	WNW 0.4 m/s	NW 1.2 m/s	W 0.5 m/s	W 0.5 m/s

Jury Information

IBU Technical Delegate - Chairman	BAIER Norbert	GER
IBU Assistant Technical Delegate	ROGNSTAD Johnny	NOR
Chief of Competition	PRUCKER Ubaldo	ITA
Member	AMAT Jean Pierre	FRA
Member	POPOV Alexandr	BLR

Course Information


green 3.0 km + green 3.0 km + green 3.0 km + green 3.0 km + green 3.0 km

Total Course Length:	15.000 m
Height Difference:	54 m
Max. Climb:	13 m
Total Climb:	490 m

Jury Decisions


none

IBU Technical Delegate - Chairman



BAIER Norbert (GER)

IBU Assistant Technical Delegate



ROGNSTAD Johnny (NOR)

LEGEND

NW Northwest **W** West **WNW** West-Northwest



FINAL RESULTS / RÉSULTATS DÉFINITIFS

CESANA SAN SICARIO SAT 25 FEB 2006 / SAM 25 FEV 2006 START TIME / DEBUT 10:00 END TIME / FINI A 10:52

Rank	Bib	Name	NOC Code	P	P	S	S	T	Result	WC
1	1	GREIS Michael	GER	0	0	1	0	1	47:20.0	50
2	12	SIKORA Tomasz	POL	0	0	0	1	1	+6.3	46
3	4	BJOERNDALEN Ole Einar	NOR	0	0	1	2	3	+12.3	43
4	27	PUURUNEN Paavo	FIN	0	0	0	0	0	+23.7	40
5	11	TCHEPIKOV Sergei	RUS	0	0	0	0	0	+39.1	37
6	18	SVENDSEN Emil Hegle	NOR	0	1	0	1	2	+53.8	34
7	5	HANEVOLD Halvard	NOR	1	0	1	1	3	+54.9	32
8	10	WOLF Alexander	GER	0	0	1	1	2	+55.3	30
9	15	SUMANN Christoph	AUT	1	0	0	1	2	+57.4	28
10	8	ROESCH Michael	GER	1	0	1	1	3	+59.9	26
11	3	DEFRASNE Vincent	FRA	0	1	1	2	4	+1:00.7	24
12	7	POIREE Raphael	FRA	1	1	0	0	2	+1:04.9	22
13	29	HAKKINEN Jay	USA	0	0	1	0	1	+1:09.6	20
14	25	NILSSON Mattias Jr.	SWE	1	0	0	0	1	+1:17.7	18
15	9	TCHOUDOV Maxim	RUS	1	0	1	2	4	+1:20.2	16
16	16	ROBERT Julien	FRA	0	1	1	0	2	+1:31.8	15
17	2	FISCHER Sven	GER	0	1	0	1	2	+1:33.7	14
18	17	FERRY Bjorn	SWE	0	1	1	0	2	+1:36.4	13
19	6	ANDRESEN Frode	NOR	0	2	2	2	6	+1:43.6	12
20	20	ROZHKOV Sergei	RUS	0	0	1	1	2	+1:49.7	11
21	14	KRUGLOV Nikolay	RUS	1	0	1	0	2	+2:00.1	10
22	24	VITEK Zdenek	CZE	0	0	1	1	2	+2:01.3	9
23	21	DOSTAL Roman	CZE	0	0	2	2	4	+2:09.9	8
24	23	PALLHUBER Wilfried	ITA	2	0	0	0	2	+2:21.5	7
25	28	VUILLERMOZ Rene Laurent	ITA	2	0	1	1	4	+2:33.1	6
26	22	DE LORENZI Christian	ITA	2	1	0	1	4	+2:39.6	5
27	26	MATIASKO Marek	SVK	0	0	1	2	3	+2:51.1	4
28	13	BRICIS Ilmars	LAT	0	0	1	2	3	+3:07.6	3
29	19	BERGMAN Carl Johan	SWE	2	1	0	1	4	+3:34.4	2
30	30	SUGA Kyoji	JPN	1	0	3	1	5	+4:41.6	1

LEGEND

P Prone **S** Standing **T** Total penalties **WC** World Cup


COMPETITION ANALYSIS / ANALYSE DE LA COMPÉTITION

CESANA SAN SICARIO SAT 25 FEB 2006 / SAM 25 FEV 2006 START TIME / DEBUT 10:00 END TIME / FINI A 10:52

Rank	Bib	Name	NOC		Code		T															
		Loop 1	Loop 2		Loop 3		Loop 4		Loop 5		Result	Behind	Rk.									
		Time	Behind	Rk.	Time	Behind	Rk.	Time	Behind	Rk.	Time	Behind	Rk.									
1	1	GREIS Michael	GER								1	47:20.0	0.0	1								
Cumulative Time		9:56.0	+12.0	4	19:27.7	+21.2	3	29:20.4	+28.7	3	38:57.7	+3.3	2	47:20.0	0.0	1						
Loop Time		9:56.0	+12.0	4	9:31.7	+12.4	6	9:52.7	+26.2	12	9:37.3	0.0	1	8:22.3	+5.2	2						
Shooting	0	34.0	+10.0	=23	0	34.0	+8.0	=22	1	29.0	+7.0	=19	0	28.0	+7.0	=20	1	2:05.0	+29.0	=19		
Range Time		59.6	+9.5	16	1:01.3	+9.2	18	1:21.2	+31.6	20	57.5	+9.8	8					4:19.6	+31.7	5		
Course Time		8:56.4	+2.6	6	8:30.4	+12.1	=6	8:31.5	+6.1	3	8:39.8	+7.1	7	8:22.3	+5.2	2				43:00.4	+14.3	4
2	12	SIKORA Tomasz	POL								1	47:26.3	+6.3	2								
Cumulative Time		10:02.0	+18.0	10	19:26.8	+20.3	2	28:53.3	+1.6	2	38:54.4	0.0	1	47:26.3	+6.3	2						
Loop Time		10:02.0	+18.0	10	9:24.8	+5.5	3	9:26.5	0.0	1	10:01.1	+23.8	13	8:31.9	+14.8	8						
Shooting	0	32.0	+8.0	15	0	33.0	+7.0	=18	0	27.0	+5.0	=13	1	32.0	+11.0	=25	1	2:04.0	+28.0	18		
Range Time		59.4	+9.3	=14		1:01.6	+9.5	20		54.7	+5.1	7		1:22.9	+35.2	20				4:18.6	+30.7	4
Course Time		9:02.6	+8.8	14	8:23.2	+4.9	2	8:31.8	+6.4	4	8:38.2	+5.5	5	8:31.9	+14.8	8				43:07.7	+21.6	6
3	4	BJOERNDALEN Ole Einar	NOR								3	47:32.3	+12.3	3								
Cumulative Time		9:44.0	0.0	1	19:06.5	0.0	1	28:51.7	0.0	1	39:15.2	+20.8	4	47:32.3	+12.3	3						
Loop Time		9:44.0	0.0	1	9:22.5	+3.2	2	9:45.2	+18.7	6	10:23.5	+46.2	23	8:17.1	0.0	1						
Shooting	0	24.0	0.0	=1	0	26.0	0.0	1	1	28.0	+6.0	=15	2	29.0	+8.0	23	3	1:47.0	+11.0	=4		
Range Time		50.1	0.0	1	52.1	0.0	1	1:19.8	+30.2	17	1:44.2	+56.5	25					4:46.2	+58.3	18		
Course Time		8:53.9	+0.1	2	8:30.4	+12.1	=6	8:25.4	0.0	1	8:39.3	+6.6	6	8:17.1	0.0	1				42:46.1	0.0	1
4	27	PUURUNEN Paavo	FIN								0	47:43.7	+23.7	4								
Cumulative Time		10:07.7	+23.7	16	19:43.3	+36.8	9	29:20.9	+29.2	4	39:09.8	+15.4	3	47:43.7	+23.7	4						
Loop Time		10:07.7	+23.7	16	9:35.6	+16.3	9	9:37.6	+11.1	3	9:48.9	+11.6	7	8:33.9	+16.8	10						
Shooting	0	31.0	+7.0	=12	0	29.0	+3.0	=4	0	23.0	+1.0	=3	0	25.0	+4.0	=7	0	1:48.0	+12.0	7		
Range Time		59.2	+9.1	13	58.7	+6.6	5	54.5	+4.9	6	55.5	+7.8	6					3:47.9	0.0	1		
Course Time		9:08.5	+14.7	23	8:36.9	+18.6	15	8:43.1	+17.7	11	8:53.4	+20.7	=19	8:33.9	+16.8	10				43:55.8	+1:09.7	13
5	11	TCHEPIKOV Sergei	RUS								0	47:59.1	+39.1	5								
Cumulative Time		10:12.5	+28.5	18	19:48.5	+42.0	13	29:34.3	+42.6	7	39:17.4	+23.0	5	47:59.1	+39.1	5						
Loop Time		10:12.5	+28.5	18	9:36.0	+16.7	10	9:45.8	+19.3	7	9:43.1	+5.8	4	8:41.7	+24.6	16						
Shooting	0	35.0	+11.0	27	0	33.0	+7.0	=18	0	29.0	+7.0	=19	0	31.0	+10.0	=23	0	2:08.0	+32.0	=24		
Range Time		1:00.9	+10.8	18	59.7	+7.6	12	58.7	+9.1	11	59.7	+12.0	9					3:59.0	+11.1	2		
Course Time		9:11.6	+17.8	28	8:36.3	+18.0	=12	8:47.1	+21.7	16	8:43.4	+10.7	10	8:41.7	+24.6	16				44:00.1	+1:14.0	15
6	18	SVENDSEN Emil Hagle	NOR								2	48:13.8	+53.8	6								
Cumulative Time		10:07.1	+23.1	15	20:02.3	+55.8	19	29:29.9	+38.2	5	39:40.9	+46.5	8	48:13.8	+53.8	6						
Loop Time		10:07.1	+23.1	15	9:55.2	+35.9	24	9:27.6	+1.1	2	10:11.0	+33.7	18	8:32.9	+15.8	9						
Shooting	0	34.0	+10.0	=23	1	28.0	+2.0	3	0	24.0	+2.0	=8	1	31.0	+10.0	=23	2	1:57.0	+21.0	13		
Range Time		58.2	+8.1	10	1:20.8	+28.7	23	49.6	0.0	1	1:26.0	+38.3	22					4:34.6	+46.7	9		
Course Time		9:08.9	+15.1	24	8:34.4	+16.1	9	8:38.0	+12.6	8	8:45.0	+12.3	11	8:32.9	+15.8	9				43:39.2	+53.1	10
7	5	HANEVOLD Halvard	NOR								3	48:14.9	+54.9	7								
Cumulative Time		10:21.3	+37.3	21	19:58.3	+51.8	16	29:57.1	+1:05.4	15	39:52.4	+58.0	12	48:14.9	+54.9	7						
Loop Time		10:21.3	+37.3	21	9:37.0	+17.7	11	9:58.8	+32.3	13	9:55.3	+18.0	9	8:22.5	+5.4	3						
Shooting	1	34.0	+10.0	=23	0	32.0	+6.0	=13	1	29.0	+7.0	=19	1	27.0	+6.0	=16	3	2:02.0	+26.0	16		
Range Time		1:22.7	+32.6	22	58.8	+6.7	=6	1:25.1	+35.5	23	1:22.6	+34.9	19					5:09.2	+1:21.3	20		
Course Time		8:58.6	+4.8	8	8:38.2	+19.9	=16	8:33.7	+8.3	=6	8:32.7	0.0	1	8:22.5	+5.4	3				43:05.7	+19.6	5
8	10	WOLF Alexander	GER								2	48:15.3	+55.3	8								
Cumulative Time		9:49.3	+5.3	3	19:30.0	+23.5	4	29:36.7	+45.0	9	39:40.2	+45.8	7	48:15.3	+55.3	8						
Loop Time		9:49.3	+5.3	3	9:40.7	+21.4	16	10:06.7	+40.2	18	10:03.5	+26.2	14	8:35.1	+18.0	=11						
Shooting	0	28.0	+4.0	=5	0	30.0	+4.0	=7	1	26.0	+4.0	12	1	26.0	+5.0	=10	2	1:50.0	+14.0	8		
Range Time		55.5	+5.4	5	59.2	+7.1	=9	1:20.6	+31.0	18	1:21.3	+33.6	18					4:36.6	+48.7	10		
Course Time		8:53.8	0.0	1	8:41.5	+23.2	24	8:46.1	+20.7	14	8:42.2	+9.5	9	8:35.1	+18.0	=11				43:38.7	+52.6	9


COMPETITION ANALYSIS / ANALYSE DE LA COMPÉTITION

CESANA SAN SICARIO SAT 25 FEB 2006 / SAM 25 FEV 2006 START TIME / DEBUT 10:00 END TIME / FINI A 10:52

Rank	Bib	Name	NOC		Code		T								
		Loop 1	Loop 2	Loop 3	Loop 4	Loop 5	Result	Behind	Rk.						
		TimeBehind	TimeBehind	TimeBehind	TimeBehind	TimeBehind									
		Rk.	Rk.	Rk.	Rk.	Rk.									
9	15	SUMANN Christoph	AUT				2	48:17.4	+57.4	9					
Cumulative Time	10:25.0	+41.0	23	19:59.0	+52.5	17	29:37.3	+45.6	10	39:41.8	+47.4	9	48:17.4	+57.4	9
Loop Time	10:25.0	+41.0	23	9:34.0	+14.7	7	9:38.3	+11.8	4	10:04.5	+27.2	15	8:35.6	+18.5	13
Shooting	1	33.0	+9.0 =16	0	30.0	+4.0 =7	0	30.0	+8.0 =24	1	26.0	+5.0 =10			
Range Time	1:21.8	+31.7	21	58.8	+6.7	=6	56.4	+6.8	9	1:23.8	+36.1	21			
Course Time	9:03.2	+9.4	15	8:35.2	+16.9	10	8:41.9	+16.5	10	8:40.7	+8.0	8	8:35.6	+18.5	13
10	8	ROESCH Michael	GER				3	48:19.9	+59.9	10					
Cumulative Time	10:13.7	+29.7	19	19:38.9	+32.4	6	29:41.5	+49.8	12	39:42.1	+47.7	10	48:19.9	+59.9	10
Loop Time	10:13.7	+29.7	19	9:25.2	+5.9	4	10:02.6	+36.1	=16	10:00.6	+23.3	=11	8:37.8	+20.7	=14
Shooting	1	24.0	0.0 =1	0	27.0	+1.0	2	1	23.0	+1.0	=3	1	22.0	+1.0	=2
Range Time	1:13.7	+23.6	19	52.4	+0.3	2	1:16.1	+26.5	13	1:15.2	+27.5	11			
Course Time	9:00.0	+6.2	10	8:32.8	+14.5	8	8:46.5	+21.1	15	8:45.4	+12.7	=12	8:37.8	+20.7	=14
11	3	DEFRASNE Vincent	FRA				4	48:20.7	+1:00.7	11					
Cumulative Time	9:56.3	+12.3	5	19:44.5	+38.0	11	29:33.5	+41.8	6	39:49.2	+54.8	11	48:20.7	+1:00.7	11
Loop Time	9:56.3	+12.3	5	9:48.2	+28.9	=20	9:49.0	+22.5	9	10:15.7	+38.4	20	8:31.5	+14.4	6
Shooting	0	28.0	+4.0 =5	1	29.0	+3.0 =4	1	24.0	+2.0 =8	2	24.0	+3.0 =4			
Range Time	55.1	+5.0	4	1:19.5	+27.4	22	1:16.9	+27.3	14	1:39.6	+51.9	24			
Course Time	9:01.2	+7.4	12	8:28.7	+10.4	4	8:32.1	+6.7	5	8:36.1	+3.4	4	8:31.5	+14.4	6
12	7	POIREE Raphael	FRA				2	48:24.9	+1:04.9	12					
Cumulative Time	10:34.7	+50.7	25	20:29.7	+1:23.2	27	30:16.8	+1:25.1	21	39:55.7	+1:01.3	13	48:24.9	+1:04.9	12
Loop Time	10:34.7	+50.7	25	9:55.0	+35.7	23	9:47.1	+20.6	8	9:38.9	+1.6	2	8:29.2	+12.1	4
Shooting	1	51.0	+27.0	30	1	32.0	+6.0 =13	0	23.0	+1.0	=3	0	21.0	0.0	1
Range Time	1:39.6	+49.5	26	1:25.5	+33.4	25	51.2	+1.6	3	47.7	0.0	1			
Course Time	8:55.1	+1.3	4	8:29.5	+11.2	5	8:55.9	+30.5	22	8:51.2	+18.5	16	8:29.2	+12.1	4
13	29	HAKKINEN Jay	USA				1	48:29.6	+1:09.6	13					
Cumulative Time	10:06.7	+22.7	14	19:41.8	+35.3	8	29:41.0	+49.3	11	39:23.8	+29.4	6	48:29.6	+1:09.6	13
Loop Time	10:06.7	+22.7	14	9:35.1	+15.8	8	9:59.2	+32.7	14	9:42.8	+5.5	3	9:05.8	+48.7	26
Shooting	0	29.0	+5.0 =8	0	30.0	+4.0 =7	1	23.0	+1.0 =3	0	24.0	+3.0 =4			
Range Time	54.9	+4.8	3	58.8	+6.7	=6	1:18.1	+28.5	15	53.0	+5.3	4			
Course Time	9:11.8	+18.0	29	8:36.3	+18.0	=12	8:41.1	+15.7	9	8:49.8	+17.1	14	9:05.8	+48.7	26
14	25	NILSSON Mattias Jr.	SWE				1	48:37.7	+1:17.7	14					
Cumulative Time	10:36.1	+52.1	26	20:24.5	+1:18.0	26	30:07.9	+1:16.2	17	40:02.6	+1:08.2	16	48:37.7	+1:17.7	14
Loop Time	10:36.1	+52.1	26	9:48.4	+29.1	22	9:43.4	+16.9	5	9:54.7	+17.4	8	8:35.1	+18.0	=11
Shooting	1	36.0	+12.0	28	0	33.0	+7.0 =18	0	25.0	+3.0 =10	0	35.0	+14.0	28	
Range Time	1:26.5	+36.4	25	1:01.0	+8.9	=15	53.2	+3.6	5	1:01.3	+13.6	10			
Course Time	9:09.6	+15.8	25	8:47.4	+29.1	29	8:50.2	+24.8	18	8:53.4	+20.7	=19	8:35.1	+18.0	=11
15	9	TCHOUDOV Maxim	RUS				4	48:40.2	+1:20.2	15					
Cumulative Time	10:15.4	+31.4	20	19:34.7	+28.2	5	29:35.6	+43.9	8	40:02.4	+1:08.0	15	48:40.2	+1:20.2	15
Loop Time	10:15.4	+31.4	20	9:19.3	0.0	1	10:00.9	+34.4	15	10:26.8	+49.5	25	8:37.8	+20.7	=14
Shooting	1	30.0	+6.0 =10	0	33.0	+7.0 =18	1	35.0	+13.0	29	2	36.0	+15.0	29	
Range Time	1:19.8	+29.7	20	1:01.0	+8.9	=15	1:27.2	+37.6	25	1:52.4	+1:04.7	29			
Course Time	8:55.6	+1.8	5	8:18.3	0.0	1	8:33.7	+8.3	=6	8:34.4	+1.7	2	8:37.8	+20.7	=14
16	16	ROBERT Julien	FRA				2	48:51.8	+1:31.8	16					
Cumulative Time	10:00.4	+16.4	8	20:07.9	+1:01.4	22	30:17.8	+1:26.1	22	40:01.7	+1:07.3	14	48:51.8	+1:31.8	16
Loop Time	10:00.4	+16.4	8	10:07.5	+48.2	27	10:09.9	+43.4	19	9:43.9	+6.6	5	8:50.1	+33.0	19
Shooting	0	31.0	+7.0 =12	1	37.0	+11.0	30	1	22.0	0.0 =1	0	26.0	+5.0 =10		
Range Time	56.3	+6.2	9	1:28.0	+35.9	=28	1:13.3	+23.7	12	52.9	+5.2	3			
Course Time	9:04.1	+10.3	17	8:39.5	+21.2	19	8:56.6	+31.2	24	8:51.0	+18.3	15	8:50.1	+33.0	19



COMPETITION ANALYSIS / ANALYSE DE LA COMPÉTITION

CESANA SAN SICARIO SAT 25 FEB 2006 / SAM 25 FEV 2006 START TIME / DEBUT 10:00 END TIME / FINI A 10:52

Rank	Bib	Name	NOC		Code		T											
		Loop 1	Loop 2	Loop 3	Loop 4	Loop 5	Result	Behind	Rk.									
		TimeBehind	TimeBehind	TimeBehind	TimeBehind	TimeBehind												
		Rk.	Rk.	Rk.	Rk.	Rk.												
17	2	FISCHER Sven	GER				2	48:53.7	+1:33.7	17								
Cumulative Time	9:59.5	+15.5	6	20:07.5	+1:01.0	21	29:57.4	+1:05.7	16	40:07.3	+1:12.9	17	48:53.7	+1:33.7	17			
Loop Time	9:59.5	+15.5	6	10:08.0	+48.7	28	9:49.9	+23.4	10	10:09.9	+32.6	16	8:46.4	+29.3	18			
Shooting	0	30.0	+6.0 =10	1	36.0	+10.0	29	0	25.0	+3.0 =10	1	25.0	+4.0 =7	2	1:56.0	+20.0 =11		
Range Time	56.0	+5.9	8	1:28.0	+35.9	=28	51.6	+2.0	4	1:16.0	+28.3	12	4:31.6	+43.7	8			
Course Time	9:03.5	+9.7	16	8:40.0	+21.7	21	8:58.3	+32.9	26	8:53.9	+21.2	21	8:46.4	+29.3	18	44:22.1	+1:36.0	19
18	17	FERRY Bjorn	SWE				2	48:56.4	+1:36.4	18								
Cumulative Time	10:00.0	+16.0	7	20:06.9	+1:00.4	20	30:27.8	+1:36.1	25	40:24.7	+1:30.3	20	48:56.4	+1:36.4	18			
Loop Time	10:00.0	+16.0	7	10:06.9	+47.6	26	10:20.9	+54.4	26	9:56.9	+19.6	10	8:31.7	+14.6	7			
Shooting	0	33.0	+9.0 =16	1	34.0	+8.0 =22	1	28.0	+6.0 =15	0	28.0	+7.0 =20	2	2:03.0	+27.0	17		
Range Time	59.1	+9.0	12	1:26.0	+33.9	26	1:21.1	+31.5	19	51.6	+3.9	2	4:37.8	+49.9	12			
Course Time	9:00.9	+7.1	11	8:40.9	+22.6	23	8:59.8	+34.4	27	9:05.3	+32.6	=27	8:31.7	+14.6	7	44:18.6	+1:32.5	17
19	6	ANDRESEN Frode	NOR				6	49:03.6	+1:43.6	19								
Cumulative Time	9:48.7	+4.7	2	20:01.4	+54.9	18	30:12.5	+1:20.8	18	40:33.7	+1:39.3	22	49:03.6	+1:43.6	19			
Loop Time	9:48.7	+4.7	2	10:12.7	+53.4	29	10:11.1	+44.6	22	10:21.2	+43.9	22	8:29.9	+12.8	5			
Shooting	0	27.0	+3.0	4	30.0	+4.0 =7	2	23.0	+1.0 =3	2	27.0	+6.0 =16	6	1:47.0	+11.0 =4			
Range Time	54.4	+4.3	2	1:46.7	+54.6	30	1:41.6	+52.0	28	1:45.5	+57.8	26	6:08.2	+2:20.3	30			
Course Time	8:54.3	+0.5	3	8:26.0	+7.7	3	8:29.5	+4.1	2	8:35.7	+3.0	3	8:29.9	+12.8	5	42:55.4	+9.3	2
20	20	ROZHKOV Sergei	RUS				2	49:09.7	+1:49.7	20								
Cumulative Time	10:01.0	+17.0	9	19:39.9	+33.4	7	29:50.0	+58.3	13	40:10.4	+1:16.0	18	49:09.7	+1:49.7	20			
Loop Time	10:01.0	+17.0	9	9:38.9	+19.6	14	10:10.1	+43.6	20	10:20.4	+43.1	21	8:59.3	+42.2	25			
Shooting	0	29.0	+5.0 =8	0	32.0	+6.0 =13	1	29.0	+7.0 =19	1	25.0	+4.0 =7	2	1:55.0	+19.0	10		
Range Time	55.9	+5.8	7	1:00.7	+8.6	13	1:22.1	+32.5	21	1:19.3	+31.6	=14	4:38.0	+50.1	13			
Course Time	9:05.1	+11.3	18	8:38.2	+19.9	=16	8:48.0	+22.6	17	9:01.1	+28.4	24	8:59.3	+42.2	25	44:31.7	+1:45.6	22
21	14	KRUGLOV Nikolay	RUS				2	49:20.1	+2:00.1	21								
Cumulative Time	10:22.0	+38.0	22	20:10.2	+1:03.7	23	30:27.2	+1:35.5	24	40:27.8	+1:33.4	21	49:20.1	+2:00.1	21			
Loop Time	10:22.0	+38.0	22	9:48.2	+28.9	=20	10:17.0	+50.5	25	10:00.6	+23.3	=11	8:52.3	+35.2	21			
Shooting	1	33.0	+9.0 =16	0	35.0	+9.0 =25	1	30.0	+8.0 =24	0	27.0	+6.0 =16	2	2:05.0	+29.0 =19			
Range Time	1:23.7	+33.6	23	1:02.4	+10.3	21	1:23.2	+33.6	22	55.4	+7.7	5	4:44.7	+56.8	17			
Course Time	8:58.3	+4.5	7	8:45.8	+27.5	28	8:53.8	+28.4	19	9:05.2	+32.5	26	8:52.3	+35.2	21	44:35.4	+1:49.3	24
22	24	VITEK Zdenek	CZE				2	49:21.3	+2:01.3	22								
Cumulative Time	10:09.0	+25.0	17	19:46.1	+39.6	12	29:56.3	+1:04.6	14	40:22.2	+1:27.8	19	49:21.3	+2:01.3	22			
Loop Time	10:09.0	+25.0	17	9:37.1	+17.8	12	10:10.2	+43.7	21	10:25.9	+48.6	24	8:59.1	+42.0	24			
Shooting	0	28.0	+4.0 =5	0	29.0	+3.0 =4	1	31.0	+9.0	27	1	38.0	+17.0	30	2	2:06.0	+30.0	22
Range Time	55.6	+5.5	6	56.8	+4.7	4	1:25.9	+36.3	24	1:28.6	+40.9	23	4:46.9	+59.0	19			
Course Time	9:13.4	+19.6	30	8:40.3	+22.0	22	8:44.3	+18.9	12	8:57.3	+24.6	23	8:59.1	+42.0	24	44:34.4	+1:48.3	23
23	21	DOSTAL Roman	CZE				4	49:29.9	+2:09.9	23								
Cumulative Time	10:06.1	+22.1	12	19:43.9	+37.4	10	30:13.0	+1:21.3	19	40:45.4	+1:51.0	24	49:29.9	+2:09.9	23			
Loop Time	10:06.1	+22.1	12	9:37.8	+18.5	13	10:29.1	+1:02.6	28	10:32.4	+55.1	26	8:44.5	+27.4	17			
Shooting	0	33.0	+9.0 =16	0	34.0	+8.0 =22	2	28.0	+6.0 =15	2	33.0	+12.0	27	4	2:08.0	+32.0 =24		
Range Time	59.4	+9.3 =14	19	1:01.4	+9.3	19	1:44.3	+54.7	29	1:47.0	+59.3	28	5:32.1	+1:44.2	26			
Course Time	9:06.7	+12.9	21	8:36.4	+18.1	14	8:44.8	+19.4	13	8:45.4	+12.7	=12	8:44.5	+27.4	17	43:57.8	+1:11.7	14
24	23	PALLHUBER Wilfried	ITA				2	49:41.5	+2:21.5	24								
Cumulative Time	10:59.4	+1:15.4	29	20:43.9	+1:37.4	28	30:58.6	+2:06.9	28	40:45.9	+1:51.5	25	49:41.5	+2:21.5	24			
Loop Time	10:59.4	+1:15.4	29	9:44.5	+25.2	18	10:14.7	+48.2	24	9:47.3	+10.0	6	8:55.6	+38.5	23			
Shooting	2	31.0	+7.0 =12	0	32.0	+6.0 =13	0	29.0	+7.0 =19	0	26.0	+5.0 =10	2	1:58.0	+22.0	14		
Range Time	1:49.0	+58.9	29	59.2	+7.1 =9	58.2	+8.6	10	55.8	+8.1	7	4:42.2	+54.3	15				
Course Time	9:10.4	+16.6	27	8:45.3	+27.0	27	9:16.5	+51.1	30	8:51.5	+18.8	17	8:55.6	+38.5	23	44:59.3	+2:13.2	27



COMPETITION ANALYSIS / ANALYSE DE LA COMPÉTITION

CESANA SAN SICARIO SAT 25 FEB 2006 / SAM 25 FEV 2006 START TIME / DEBUT 10:00 END TIME / FINI A 10:52

Rank	Bib	Name	NOC Code		T															
		Loop 1	Loop 2	Loop 3	Loop 4	Loop 5	Result	Behind	Rk.											
		TimeBehind	TimeBehind	TimeBehind	TimeBehind	TimeBehind														
		Rk.	Rk.	Rk.	Rk.	Rk.														
25	28	VUILLERMOZ Rene Laurent	ITA		4		49:53.1	+2:33.1	25											
Cumulative Time	10:39.3	+55.3	27	20:10.8	+1:04.3	24	30:24.6	+1:32.9	23	40:38.3	+1:43.9	23	49:53.1	+2:33.1	25					
Loop Time	10:39.3	+55.3	27	9:31.5	+12.2	5	10:13.8	+47.3	23	10:13.7	+36.4	19	9:14.8	+57.7	28					
Shooting	2	26.0	+2.0	3	0	30.0	+4.0	=7	1	27.0	+5.0	=13	1	24.0	+3.0	=4	4	1:47.0	+11.0	=4
Range Time	1:39.7	+49.6	27	55.6	+3.5	3	1:19.2	+29.6	16	1:19.5	+31.8	16	5:14.0	+1:26.1	22					
Course Time	8:59.6	+5.8	9	8:35.9	+17.6	11	8:54.6	+29.2	=20	8:54.2	+21.5	22	9:14.8	+57.7	28	44:39.1	+1:53.0	25		
26	22	DE LORENZI Christian	ITA		4		49:59.6	+2:39.6	26											
Cumulative Time	11:00.9	+1:16.9	30	21:04.4	+1:57.9	29	30:56.6	+2:04.9	27	41:06.9	+2:12.5	26	49:59.6	+2:39.6	26					
Loop Time	11:00.9	+1:16.9	30	10:03.5	+44.2	25	9:52.2	+25.7	11	10:10.3	+33.0	17	8:52.7	+35.6	22					
Shooting	2	42.0	+18.0	29	1	35.0	+9.0	=25	0	28.0	+6.0	=15	1	26.0	+5.0	=10	4	2:11.0	+35.0	28
Range Time	1:55.3	+1:05.2	30	1:23.9	+31.8	24	55.8	+6.2	8	1:18.6	+30.9	13	5:33.6	+1:45.7	27					
Course Time	9:05.6	+11.8	19	8:39.6	+21.3	20	8:56.4	+31.0	23	8:51.7	+19.0	18	8:52.7	+35.6	22	44:26.0	+1:39.9	21		
27	26	MATIASKO Marek	SVK		3		50:11.1	+2:51.1	27											
Cumulative Time	10:06.4	+22.4	13	19:50.3	+43.8	14	30:28.4	+1:36.7	26	41:19.9	+2:25.5	28	50:11.1	+2:51.1	27					
Loop Time	10:06.4	+22.4	13	9:43.9	+24.6	17	10:38.1	+1:11.6	29	10:51.5	+1:14.2	29	8:51.2	+34.1	20					
Shooting	0	33.0	+9.0	=16	0	31.0	+5.0	12	1	48.0	+26.0	30	2	26.0	+5.0	=10	3	2:18.0	+42.0	30
Range Time	58.6	+8.5	11	59.2	+7.1	=9	1:41.2	+51.6	27	1:46.2	+58.5	27	5:25.2	+1:37.3	25					
Course Time	9:07.8	+14.0	22	8:44.7	+26.4	26	8:56.9	+31.5	25	9:05.3	+32.6	=27	8:51.2	+34.1	20	44:45.9	+1:59.8	26		
28	13	BRICIS Ilmars	LAT		3		50:27.6	+3:07.6	28											
Cumulative Time	10:05.8	+21.8	11	19:51.4	+44.9	15	30:13.7	+1:22.0	20	41:10.7	+2:16.3	27	50:27.6	+3:07.6	28					
Loop Time	10:05.8	+21.8	11	9:45.6	+26.3	19	10:22.3	+55.8	27	10:57.0	+1:19.7	30	9:16.9	+59.8	29					
Shooting	0	33.0	+9.0	=16	0	32.0	+6.0	=13	1	33.0	+11.0	28	2	32.0	+11.0	=25	3	2:10.0	+34.0	27
Range Time	59.8	+9.7	17	1:01.2	+9.1	17	1:27.7	+38.1	26	1:54.8	+1:07.1	30	5:23.5	+1:35.6	23					
Course Time	9:06.0	+12.2	20	8:44.4	+26.1	25	8:54.6	+29.2	=20	9:02.2	+29.5	25	9:16.9	+59.8	29	45:04.1	+2:18.0	28		
29	19	BERGMAN Carl Johan	SWE		4		50:54.4	+3:34.4	29											
Cumulative Time	10:50.1	+1:06.1	28	21:09.6	+2:03.1	30	31:12.2	+2:20.5	29	41:46.3	+2:51.9	29	50:54.4	+3:34.4	29					
Loop Time	10:50.1	+1:06.1	28	10:19.5	+1:00.2	30	10:02.6	+36.1	=16	10:34.1	+56.8	27	9:08.1	+51.0	27					
Shooting	2	34.0	+10.0	=23	1	35.0	+9.0	=25	0	22.0	0.0	=1	1	22.0	+1.0	=2	4	1:53.0	+17.0	9
Range Time	1:47.7	+57.6	28	1:26.2	+34.1	27	51.1	+1.5	2	1:19.3	+31.6	=14	5:24.3	+1:36.4	24					
Course Time	9:02.4	+8.6	13	8:53.3	+35.0	30	9:11.5	+46.1	29	9:14.8	+42.1	29	9:08.1	+51.0	27	45:30.1	+2:44.0	29		
30	30	SUGA Kyoji	JPN		5		52:01.6	+4:41.6	30											
Cumulative Time	10:33.7	+49.7	24	20:13.2	+1:06.7	25	31:42.0	+2:50.3	30	42:25.2	+3:30.8	30	52:01.6	+4:41.6	30					
Loop Time	10:33.7	+49.7	24	9:39.5	+20.2	15	11:28.8	+2:02.3	30	10:43.2	+1:05.9	28	9:36.4	+1:19.3	30					
Shooting	1	33.0	+9.0	=16	0	35.0	+9.0	=25	3	30.0	+8.0	=24	1	27.0	+6.0	=16	5	2:05.0	+29.0	=19
Range Time	1:23.9	+33.8	24	1:00.9	+8.8	14	2:18.0	+1:28.4	30	1:20.5	+32.8	17	6:03.3	+2:15.4	29					
Course Time	9:09.8	+16.0	26	8:38.6	+20.3	18	9:10.8	+45.4	28	9:22.7	+50.0	30	9:36.4	+1:19.3	30	45:58.3	+3:12.2	30		

LEGEND

= Sign indicates a tie for rank Rk. Rank T Total penalties


WORLD CUP MASS START SCORE MEN
INTERMEDIATE AFTER 3 COMPETITIONS

As of SAT 25 FEB 2006

World Cup Events

1 Oberhof, Men 15 km Mass Start	8 JAN 2006	4 Kontiolahti, Men 15 km Mass Start	19 MAR 2006
2 Antholz-Anterselva, Men 15 km Mass Start	22 JAN 2006	5 Oslo Holmenkollen, Men 15 km Mass Start	26 MAR 2006
3 Cesana San Sicario, Men's 15 km Mass Start	25 FEB 2006		

Rank	Name	NOC Code	Total	1	2	3	4	5
1	POIREE Raphael	FRA	111	3/43	2/46	12/22		
2	HANEVOLD Halvard	NOR	95	1/50	18/13	7/32		
3	BJOERNDALLEN Ole Einar	NOR	93		1/50	3/43		
4	FISCHER Sven	GER	90	2/46	8/30	17/14		
5	TCHOUDOV Maxim	RUS	88	4/40	7/32	15/16		
6	DEFRASNE Vincent	FRA	84	13/20	4/40	11/24		
7	SIKORA Tomasz	POL	83	22/9	9/28	2/46		
8	GREIS Michael	GER	80	8/30		1/50		
9	TCHEPIKOV Sergei	RUS	71	6/34		5/37		
10	ROESCH Michael	GER	68	15/16	10/26	10/26		
11	ANDRESEN Frode	NOR	67	19/12	3/43	19/12		
12	TCHEREZOV Ivan	RUS	63	10/26	5/37			
13	ROZHKOV Sergei	RUS	63	9/28	11/24	20/11		
14	WOLF Alexander	GER	58	12/22	25/6	8/30		
15	GROSS Ricco	GER	52	7/32	13/20			
16	SVENDSEN Emil Hegle	NOR	48	17/14		6/34		
17	SUMANN Christoph	AUT	42		17/14	9/28		
18	PUURUNEN Paavo	FIN	40			4/40		
19	BRICIS Ilmars	LAT	40	5/37		28/3		
20	DOSTAL Roman	CZE	35	20/11	15/16	23/8		
21	ECKHOFF Stian	NOR	34		6/34			
22	KRUGLOV Nikolay	RUS	34	11/24		21/10		
23	ROBERT Julien	FRA	30	27/4	20/11	16/15		
24	FERRY Bjorn	SWE	26	18/13		18/13		
25	VALIULLIN Rustam	BLR	24	16/15	22/9			
26	ZHANG Chengye	CHN	22		12/22			
27	NILSSON Mattias Jr.	SWE	21	28/3		14/18		
28	HAKKINEN Jay	USA	20			13/20		
29	ROSTOVTSEV Pavel	RUS	18	14/18				
29	BIRNBACHER Andreas	GER	18		14/18			
31	RYZHENKOV Oleg	BLR	18	25/6	19/12			
32	ROTTMANN Wolfgang	AUT	17	29/2	16/15			
33	SLESINGR Michal	CZE	12	21/10	29/2			
34	DRATCHEV Vladimir	BLR	11	24/7	27/4			
35	BERGER Lars	NOR	10		21/10			
36	VITEK Zdenek	CZE	9			22/9		
37	VUILLERMOZ Rene Laurent	ITA	9		28/3	25/6		
38	NOVIKOV Sergei	BLR	8		23/8			
38	AIDAROV Alexei	BLR	8	23/8				
40	FOURCADE Simon	FRA	7		24/7			
40	PALLHUBER Wilfried	ITA	7			24/7		
42	GREDLER Ludwig	AUT	5		26/5			
42	DE LORENZI Christian	ITA	5			26/5		
42	GJELLAND Egil	NOR	5	26/5				
45	MATIASKO Marek	SVK	4			27/4		
46	BERGMAN Carl Johan	SWE	2			29/2		
47	HALLENBARTER Simon	SUI	1	30/1				
47	MESOTITSCH Daniel	AUT	1		30/1			
47	SUGA Kyoji	JPN	1			30/1		

NOTE

Numbers separated by a slash indicate World Cup rank / points. Number of points awarded for each rank is shown in the table below:

Place	1	2	3	4	5	6	7	8	9	10	11	12	13	14	15	16	17	18	19	20	21	22	23	24	25	26	27	28	29	30
Points	50	46	43	40	37	34	32	30	28	26	24	22	20	18	16	15	14	13	12	11	10	9	8	7	6	5	4	3	2	1



FINAL RESULTS - COMPETITION DATA SUMMARY
RÉSULTATS DÉFINITIFS - RÉSUMÉ DES DONNÉES DE COMPÉTITION

CESANA SAN SICARIO SAT 25 FEB 2006 / SAM 25 FEV 2006 START TIME / DEBUT 12:00 END TIME / FINI A 12:46

Participation

Number of Entries:	30
Did not start:	0
Did not finish:	0
Disqualified:	0
Ranked Competitors:	30

Atmospheric Conditions at the Stadium

	30 min. before Start	At Start Time	30 min. after Start	At End Time
Weather	Snow	Snow	Snow	Snow
Snow Condition	Packed	Packed	Packed	Packed
Snow Temperature	-1.3 °C	-0.8 °C	-0.2 °C	-0.2 °C
Air Temperature	-1.9 °C	-1.6 °C	-0.1 °C	-0.1 °C
Humidity	93 %	91 %	89 %	89 %
Wind Direction/Speed	NW 1.2 m/s	NW 1.1 m/s	NW 0.7 m/s	NW 0.7 m/s

Jury Information

IBU Technical Delegate - Chairman	BAIER Norbert	GER
IBU Assistant Technical Delegate	ROGNSTAD Johnny	NOR
Chief of Competition	PRUCKER Ubaldo	ITA
Member	PICHLER Wolfgang	SWE
Member	POLKHOVSKIY Valeriy	RUS

Course Information


yellow 2.5 km + yellow 2.5 km + yellow 2.5 km + yellow 2.5 km + yellow 2.5 km

Total Course Length:	12.500 m
Height Difference:	48 m
Max. Climb:	13 m
Total Climb:	415 m

Jury Decisions


none

IBU Technical Delegate - Chairman



BAIER Norbert (GER)

IBU Assistant Technical Delegate



ROGNSTAD Johnny (NOR)

LEGEND

NW Northwest



FINAL RESULTS / RÉSULTATS DÉFINITIFS

CESANA SAN SICARIO SAT 25 FEB 2006 / SAM 25 FEV 2006 START TIME / DEBUT 12:00 END TIME / FINI A 12:46

Rank	Bib	Name	NOC Code	P	P	S	S	T	Result	WC
1	5	OLOFSSON Anna Carin	SWE	0	0	0	1	1	40:36.5	50
2	3	WILHELM Kati	GER	0	0	1	0	1	+18.8	46
3	8	DISL Uschi	GER	1	0	1	1	3	+41.9	43
4	4	GLAGOW Martina	GER	1	0	1	0	2	+57.1	40
5	2	BAVEREL-ROBERT Florence	FRA	1	1	0	0	2	+1:04.0	37
6	14	NAZAROVA Olga	BLR	0	0	1	0	1	+1:14.0	34
7	16	LIU Xianying	CHN	0	0	1	1	2	+1:20.7	32
8	21	DAFOVSKA Ekaterina	BUL	1	1	0	1	3	+1:32.9	30
9	6	AKHATOVA Albina	RUS	2	0	0	0	2	+1:43.0	28
10	9	BAILLY Sandrine	FRA	0	1	2	1	4	+1:45.0	26
11	19	PONZA Michela	ITA	0	1	0	0	1	+1:45.1	24
12	1	ISHMOURATOVA Svetlana	RUS	2	0	2	0	4	+1:57.0	22
13	12	HENKEL Andrea	GER	1	0	2	0	3	+2:05.0	20
14	13	TJORHOM Linda	NOR	0	0	2	1	3	+2:10.0	18
15	10	ZAITSEVA Olga	RUS	0	0	1	0	1	+2:21.8	16
16	15	ZUBRILOVA Olena	BLR	2	0	0	2	4	+2:35.8	15
17	7	EFREMOVA Lilia	UKR	1	2	2	1	6	+2:44.5	14
18	11	POIREE Liv Grete	NOR	1	0	2	1	4	+3:07.3	13
19	20	GREGORIN Teja	SLO	1	2	0	1	4	+3:14.9	12
20	25	LIDUMA Madara	LAT	1	2	1	1	5	+3:16.2	11
21	26	LEVTCHEKOVA Natalia	MDA	1	1	0	0	2	+3:45.3	10
22	30	SUN Ribo	CHN	2	2	3	0	7	+3:52.8	9
23	27	KONG Yingchao	CHN	2	1	0	0	3	+4:08.5	8
24	18	GUSEVA Natalia	RUS	2	3	0	0	5	+4:18.6	7
25	24	BERGER Tora	NOR	1	1	1	0	3	+4:46.7	6
26	22	BECAERT Sylvie	FRA	1	1	2	2	6	+5:01.9	5
27	28	PERETTO Delphyne	FRA	3	0	0	2	5	+5:03.4	4
28	17	HOU Yuxia	CHN	3	1	2	4	10	+5:03.6	3
29	29	GWIZDON Magdalena	POL	0	2	2	1	5	+5:23.0	2
30	23	PALKA Krystyna	POL	1	2	0	0	3	+5:55.0	1

LEGEND

P Prone **S** Standing **T** Total penalties **WC** World Cup



COMPETITION ANALYSIS / ANALYSE DE LA COMPÉTITION

CESANA SAN SICARIO SAT 25 FEB 2006 / SAM 25 FEV 2006 START TIME / DEBUT 12:00 END TIME / FINI A 12:46

Rank	Bib	Name	NOC		Code		T									
		Loop 1	Loop 2		Loop 3		Loop 4		Loop 5		Result	Behind	Rk.			
		Time	Behind	Rk.	Time	Behind	Rk.	Time	Behind	Rk.	Time	Behind	Rk.			
1	5	OLOFSSON Anna Carin	SWE								1	40:36.5	0.0	1		
Cumulative Time		8:28.5	+0.4	2	16:43.1	+0.4	2	25:00.7	0.0	1	33:36.3	0.0	1	40:36.5	0.0	1
Loop Time		8:28.5	+0.4	2	8:14.6	+8.6	=2	8:17.6	+6.5	4	8:35.6	+21.3	10	7:00.2	+11.3	2
Shooting	0	30.0	+4.0	=5	0	36.0	+7.0	=19	0	33.0	+8.0	=18	1	39.0	+17.0	=29
Range Time		58.3	+2.9	4	1:06.4	+7.1	12	1:02.0	+7.1	6	1:34.0	+42.5	24			
Course Time		7:30.2	+3.7	6	7:08.2	+2.9	3	7:15.6	+8.2	7	7:01.6	0.0	1	7:00.2	+11.3	2
2	3	WILHELM Kati	GER								1	40:55.3	+18.8	2		
Cumulative Time		8:28.1	0.0	1	16:42.7	0.0	1	25:25.1	+24.4	2	33:45.9	+9.6	2	40:55.3	+18.8	2
Loop Time		8:28.1	0.0	1	8:14.6	+8.6	=2	8:42.4	+31.3	9	8:20.8	+6.5	4	7:09.4	+20.5	7
Shooting	0	31.0	+5.0	=10	0	38.0	+9.0	=23	1	29.0	+4.0	=13	0	38.0	+16.0	=27
Range Time		1:00.4	+5.0	=5	1:05.4	+6.1	11	1:26.7	+31.8	=15	1:08.8	+17.3	15			
Course Time		7:27.7	+1.2	3	7:09.2	+3.9	5	7:15.7	+8.3	8	7:12.0	+10.4	4	7:09.4	+20.5	7
3	8	DISL Uschi	GER								3	41:18.4	+41.9	3		
Cumulative Time		8:55.0	+26.9	10	17:01.0	+18.3	3	25:47.2	+46.5	3	34:29.5	+53.2	6	41:18.4	+41.9	3
Loop Time		8:55.0	+26.9	10	8:06.0	0.0	1	8:46.2	+35.1	10	8:42.3	+28.0	13	6:48.9	0.0	1
Shooting	1	31.0	+5.0	=10	0	31.0	+2.0	4	1	38.0	+13.0	28	1	38.0	+16.0	=27
Range Time		1:28.5	+33.1	15	1:00.7	+1.4	=2	1:35.4	+40.5	19	1:35.0	+43.5	25			
Course Time		7:26.5	0.0	1	7:05.3	0.0	1	7:10.8	+3.4	4	7:07.3	+5.7	2	6:48.9	0.0	1
4	4	GLAGOW Martina	GER								2	41:33.6	+57.1	4		
Cumulative Time		8:55.9	+27.8	11	17:11.4	+28.7	6	25:58.3	+57.6	4	34:15.3	+39.0	3	41:33.6	+57.1	4
Loop Time		8:55.9	+27.8	11	8:15.5	+9.5	4	8:46.9	+35.8	11	8:17.0	+2.7	2	7:18.3	+29.4	13
Shooting	1	30.0	+4.0	=5	0	34.0	+5.0	=15	1	28.0	+3.0	=7	0	23.0	+1.0	2
Range Time		1:26.4	+31.0	13	1:05.2	+5.9	10	1:26.3	+31.4	14	51.5	0.0	1			
Course Time		7:29.5	+3.0	5	7:10.3	+5.0	6	7:20.6	+13.2	13	7:25.5	+23.9	12	7:18.3	+29.4	13
5	2	BAVEREL-ROBERT Florence	FRA								2	41:40.5	+1:04.0	5		
Cumulative Time		9:11.4	+43.3	15	17:53.2	+1:10.5	13	26:04.3	+1:03.6	6	34:18.6	+42.3	4	41:40.5	+1:04.0	5
Loop Time		9:11.4	+43.3	15	8:41.8	+35.8	15	8:11.1	0.0	1	8:14.3	0.0	1	7:21.9	+33.0	17
Shooting	1	31.0	+5.0	=10	1	29.0	0.0	=1	0	27.0	+2.0	=5	0	30.0	+8.0	=13
Range Time		1:28.6	+33.2	16	1:29.3	+30.0	17	56.6	+1.7	4	58.5	+7.0	6			
Course Time		7:42.8	+16.3	=9	7:12.5	+7.2	10	7:14.5	+7.1	6	7:15.8	+14.2	6	7:21.9	+33.0	17
6	14	NAZAROVA Olga	BLR								1	41:50.5	+1:14.0	6		
Cumulative Time		8:49.6	+21.5	7	17:10.4	+27.7	5	26:00.8	+1:00.1	5	34:27.7	+51.4	5	41:50.5	+1:14.0	6
Loop Time		8:49.6	+21.5	7	8:20.8	+14.8	8	8:50.4	+39.3	14	8:26.9	+12.6	7	7:22.8	+33.9	18
Shooting	0	31.0	+5.0	=10	0	30.0	+1.0	3	1	25.0	0.0	=1	0	28.0	+6.0	10
Range Time		58.0	+2.6	2	1:00.7	+1.4	=2	1:26.7	+31.8	=15	58.6	+7.1	7			
Course Time		7:51.6	+25.1	23	7:20.1	+14.8	16	7:23.7	+16.3	15	7:28.3	+26.7	14	7:22.8	+33.9	18
7	16	LIU Xianying	CHN								2	41:57.2	+1:20.7	7		
Cumulative Time		9:00.2	+32.1	12	17:19.0	+36.3	8	26:12.9	+1:12.2	8	34:53.5	+1:17.2	7	41:57.2	+1:20.7	7
Loop Time		9:00.2	+32.1	12	8:18.8	+12.8	7	8:53.9	+42.8	16	8:40.6	+26.3	11	7:03.7	+14.8	3
Shooting	0	38.0	+12.0	=24	0	42.0	+13.0	27	1	42.0	+17.0	30	1	37.0	+15.0	=25
Range Time		1:06.4	+11.0	9	1:10.3	+11.0	14	1:42.0	+47.1	20	1:30.7	+39.2	22			
Course Time		7:53.8	+27.3	27	7:08.5	+3.2	4	7:11.9	+4.5	5	7:09.9	+8.3	3	7:03.7	+14.8	3
8	21	DAFOVSKA Ekaterina	BUL								3	42:09.4	+1:32.9	8		
Cumulative Time		9:12.5	+44.4	16	17:55.0	+1:12.3	14	26:08.7	+1:08.0	7	34:53.6	+1:17.3	8	42:09.4	+1:32.9	8
Loop Time		9:12.5	+44.4	16	8:42.5	+36.5	16	8:13.7	+2.6	2	8:44.9	+30.6	15	7:15.8	+26.9	11
Shooting	1	29.0	+3.0	4	1	32.0	+3.0	=5	0	26.0	+1.0	=3	1	26.0	+4.0	=4
Range Time		1:25.1	+29.7	11	1:27.5	+28.2	16	55.5	+0.6	2	1:22.3	+30.8	16			
Course Time		7:47.4	+20.9	16	7:15.0	+9.7	11	7:18.2	+10.8	10	7:22.6	+21.0	11	7:15.8	+26.9	11


COMPETITION ANALYSIS / ANALYSE DE LA COMPÉTITION

CESANA SAN SICARIO SAT 25 FEB 2006 / SAM 25 FEV 2006 START TIME / DEBUT 12:00 END TIME / FINI A 12:46

Rank	Bib	Name	NOC		Code		T			
		Loop 1	Loop 2	Loop 3	Loop 4	Loop 5	Result	Behind	Rk.	
		TimeBehind Rk.	TimeBehind Rk.	TimeBehind Rk.	TimeBehind Rk.	TimeBehind Rk.				
9	6	AKHATOVA Albina	RUS				2	42:19.5	+1:43.0	9
Cumulative Time		9:48.3 +1:20.2 26	18:15.6 +1:32.9 16	26:37.3 +1:36.6 14	35:00.1 +1:23.8 9		42:19.5	+1:43.0	9	
Loop Time		9:48.3 +1:20.2 26	8:27.3 +21.3 12	8:21.7 +10.6 5	8:22.8 +8.5 5	7:19.4 +30.5 15				
Shooting	2	42.0 +16.0 =27 0	33.0 +4.0 =11 0	33.0 +8.0 =18 0	34.0 +12.0 =19		2	2:22.0	+35.0 22	
Range Time		2:08.1 +1:12.7 27	1:02.4 +3.1 4	1:03.1 +8.2 7	1:00.3 +8.8 10			5:13.9	+55.2 9	
Course Time		7:40.2 +13.7 8	7:24.9 +19.6 20	7:18.6 +11.2 11	7:22.5 +20.9 10	7:19.4 +30.5 15		37:05.6	+1:26.8 12	
10	9	BAILLY Sandrine	FRA				4	42:21.5	+1:45.0	10
Cumulative Time		8:31.1 +3.0 3	17:14.4 +31.7 7	26:25.5 +1:24.8 9	35:12.0 +1:35.7 11		42:21.5	+1:45.0	10	
Loop Time		8:31.1 +3.0 3	8:43.3 +37.3 17	9:11.1 +1:00.0 21	8:46.5 +32.2 16	7:09.5 +20.6 8				
Shooting	0	35.0 +9.0 =20 1	41.0 +12.0 26 2	37.0 +12.0 =24 1	34.0 +12.0 =19		4	2:27.0	+40.0 25	
Range Time		1:03.7 +8.3 8	1:37.4 +38.1 21	2:03.7 +1:08.8 27	1:31.8 +40.3 23			6:16.6	+1:57.9 23	
Course Time		7:27.4 +0.9 2	7:05.9 +0.6 2	7:07.4 0.0 1	7:14.7 +13.1 5	7:09.5 +20.6 8		36:04.9	+26.1 3	
11	19	PONZA Michela	ITA				1	42:21.6	+1:45.1	11
Cumulative Time		8:51.1 +23.0 8	17:52.8 +1:10.1 12	26:27.5 +1:26.8 10	35:03.0 +1:26.7 10		42:21.6	+1:45.1	11	
Loop Time		8:51.1 +23.0 8	9:01.7 +55.7 19	8:34.7 +23.6 6	8:35.5 +21.2 9	7:18.6 +29.7 14				
Shooting	0	30.0 +4.0 =5 1	32.0 +3.0 =5 0	29.0 +4.0 =13 0	27.0 +5.0 =6		1	1:58.0	+11.0 8	
Range Time		58.2 +2.8 3	1:30.0 +30.7 18	54.9 0.0 1	55.6 +4.1 4			4:18.7	0.0 1	
Course Time		7:52.9 +26.4 25	7:31.7 +26.4 25	7:39.8 +32.4 23	7:39.9 +38.3 23	7:18.6 +29.7 14		38:02.9	+2:24.1 23	
12	1	ISHMOURATOVA Svetlana	RUS				4	42:33.5	+1:57.0	12
Cumulative Time		9:40.8 +1:12.7 24	17:58.0 +1:15.3 15	27:06.7 +2:06.0 17	35:25.8 +1:49.5 15		42:33.5	+1:57.0	12	
Loop Time		9:40.8 +1:12.7 24	8:17.2 +11.2 =5	9:08.7 +57.6 19	8:19.1 +4.8 3	7:07.7 +18.8 5				
Shooting	2	31.0 +5.0 =10 0	35.0 +6.0 =17 2	33.0 +8.0 =18 0	30.0 +8.0 =13		4	2:09.0	+22.0 16	
Range Time		1:57.4 +1:02.0 25	1:05.1 +5.8 9	2:00.7 +1:05.8 26	59.3 +7.8 9			6:02.5	+1:43.8 18	
Course Time		7:43.4 +16.9 12	7:12.1 +6.8 8	7:08.0 +0.6 2	7:19.8 +18.2 7	7:07.7 +18.8 5		36:31.0	+52.2 6	
13	12	HENKEL Andrea	GER				3	42:41.5	+2:05.0	13
Cumulative Time		9:00.7 +32.6 13	17:26.5 +43.8 11	26:50.1 +1:49.4 15	35:23.9 +1:47.6 14		42:41.5	+2:05.0	13	
Loop Time		9:00.7 +32.6 13	8:25.8 +19.8 9	9:23.6 +1:12.5 24	8:33.8 +19.5 8	7:17.6 +28.7 12				
Shooting	1	36.0 +10.0 22 0	32.0 +3.0 =5 2	28.0 +3.0 =7 0	27.0 +5.0 =6		3	2:03.0	+16.0 11	
Range Time		1:29.5 +34.1 17	1:02.9 +3.6 =5	1:57.0 +1:02.1 23	57.0 +5.5 5			5:26.4	+1:07.7 12	
Course Time		7:31.2 +4.7 7	7:22.9 +17.6 18	7:26.6 +19.2 16	7:36.8 +35.2 20	7:17.6 +28.7 12		37:15.1	+1:36.3 14	
14	13	TJORHOM Linda	NOR				3	42:46.5	+2:10.0	14
Cumulative Time		8:48.1 +20.0 5	17:05.3 +22.6 4	26:29.3 +1:28.6 11	35:22.0 +1:45.7 13		42:46.5	+2:10.0	14	
Loop Time		8:48.1 +20.0 5	8:17.2 +11.2 =5	9:24.0 +1:12.9 25	8:52.7 +38.4 19	7:24.5 +35.6 19				
Shooting	0	27.0 +1.0 2 0	29.0 0.0 =1 2	27.0 +2.0 =5 1	24.0 +2.0 3		3	1:47.0	0.0 1	
Range Time		55.4 0.0 1	59.3 0.0 1	1:55.6 +1:00.7 22	1:26.8 +35.3 18			5:17.1	+58.4 11	
Course Time		7:52.7 +26.2 24	7:17.9 +12.6 12	7:28.4 +21.0 17	7:25.9 +24.3 13	7:24.5 +35.6 19		37:29.4	+1:50.6 17	
15	10	ZAITSEVA Olga	RUS				1	42:58.3	+2:21.8	15
Cumulative Time		8:45.6 +17.5 4	17:20.7 +38.0 9	26:35.0 +1:34.3 13	35:17.6 +1:41.3 12		42:58.3	+2:21.8	15	
Loop Time		8:45.6 +17.5 4	8:35.1 +29.1 13	9:14.3 +1:03.2 22	8:42.6 +28.3 14	7:40.7 +51.8 24				
Shooting	0	33.0 +7.0 19 0	33.0 +4.0 =11 1	30.0 +5.0 15 0	29.0 +7.0 =11		1	2:05.0	+18.0 =13	
Range Time		1:02.8 +7.4 7	1:03.6 +4.3 7	1:30.0 +35.1 18	59.0 +7.5 8			4:35.4	+16.7 3	
Course Time		7:42.8 +16.3 =9	7:31.5 +26.2 24	7:44.3 +36.9 25	7:43.6 +42.0 24	7:40.7 +51.8 24		38:22.9	+2:44.1 24	
16	15	ZUBRILOVA Olena	BLR				4	43:12.3	+2:35.8	16
Cumulative Time		9:49.9 +1:21.8 27	18:16.4 +1:33.7 17	26:31.8 +1:31.1 12	35:47.7 +2:11.4 16		43:12.3	+2:35.8	16	
Loop Time		9:49.9 +1:21.8 27	8:26.5 +20.5 11	8:15.4 +4.3 3	9:15.9 +1:01.6 25	7:24.6 +35.7 20				
Shooting	2	32.0 +6.0 =16 0	32.0 +3.0 =5 0	31.0 +6.0 16 2	30.0 +8.0 =13		4	2:05.0	+18.0 =13	
Range Time		1:56.4 +1:01.0 24	1:04.9 +5.6 8	58.6 +3.7 5	1:55.5 +1:04.0 27			5:55.4	+1:36.7 17	
Course Time		7:53.5 +27.0 26	7:21.6 +16.3 17	7:16.8 +9.4 9	7:20.4 +18.8 8	7:24.6 +35.7 20		37:16.9	+1:38.1 15	



COMPETITION ANALYSIS / ANALYSE DE LA COMPÉTITION

CESANA SAN SICARIO SAT 25 FEB 2006 / SAM 25 FEV 2006 START TIME / DEBUT 12:00 END TIME / FINI A 12:46

Rank	Bib	Name	NOC Code		T				
		Loop 1	Loop 2	Loop 3	Loop 4	Loop 5	Result	Behind	Rk.
		TimeBehind Rk.	TimeBehind Rk.	TimeBehind Rk.	TimeBehind Rk.	TimeBehind Rk.			
17	7	EFREMOVA Lilia	UKR		6		43:21.0	+2:44.5	17
Cumulative Time		9:10.0 +41.9 14	18:21.1 +1:38.4 18	27:21.1 +2:20.4 18	36:11.0 +2:34.7 18		43:21.0	+2:44.5	17
Loop Time		9:10.0 +41.9 14	9:11.1 +1:05.1 21	9:00.0 +48.9 18	8:49.9 +35.6 17	7:10.0 +21.1 9			
Shooting	1	28.0 +2.0 3 2	32.0 +3.0 =5 2	28.0 +3.0 =7 1	36.0 +14.0 24		6	2:04.0	+17.0 12
Range Time		1:24.6 +29.2 10	1:58.9 +59.6 24	1:51.4 +56.5 21	1:29.1 +37.6 21			6:44.0	+2:25.3 25
Course Time		7:45.4 +18.9 15	7:12.2 +6.9 9	7:08.6 +1.2 3	7:20.8 +19.2 9	7:10.0 +21.1 9		36:37.0	+58.2 7
18	11	POIREE Liv Grete	NOR		4		43:43.8	+3:07.3	18
Cumulative Time		8:54.6 +26.5 9	17:21.0 +38.3 10	26:51.0 +1:50.3 16	35:53.3 +2:17.0 17		43:43.8	+3:07.3	18
Loop Time		8:54.6 +26.5 9	8:26.4 +20.4 10	9:30.0 +1:18.9 27	9:02.3 +48.0 23	7:50.5 +1:01.6 27			
Shooting	1	26.0 0.0 1 0	32.0 +3.0 =5 2	28.0 +3.0 =7 1	27.0 +5.0 =6		4	1:53.0	+6.0 =2
Range Time		1:25.4 +30.0 12	1:02.9 +3.6 =5	1:59.6 +1:04.7 25	1:27.0 +35.5 19			5:54.9	+1:36.2 16
Course Time		7:29.2 +2.7 4	7:23.5 +18.2 19	7:30.4 +23.0 19	7:35.3 +33.7 19	7:50.5 +1:01.6 27		37:48.9	+2:10.1 20
19	20	GREGORIN Teja	SLO		4		43:51.4	+3:14.9	19
Cumulative Time		9:25.8 +57.7 18	18:59.5 +2:16.8 24	27:39.5 +2:38.8 20	36:39.5 +3:03.2 21		43:51.4	+3:14.9	19
Loop Time		9:25.8 +57.7 18	9:33.7 +1:27.7 27	8:40.0 +28.9 8	9:00.0 +45.7 22	7:11.9 +23.0 10			
Shooting	1	38.0 +12.0 =24 2	36.0 +7.0 =19 0	37.0 +12.0 =24 1	34.0 +12.0 =19		4	2:25.0	+38.0 =23
Range Time		1:36.1 +40.7 20	2:02.4 +1:03.1 26	1:07.6 +12.7 12	1:28.7 +37.2 20			6:14.8	+1:56.1 21
Course Time		7:49.7 +23.2 19	7:31.3 +26.0 23	7:32.4 +25.0 21	7:31.3 +29.7 16	7:11.9 +23.0 10		37:36.6	+1:57.8 18
20	25	LIDUMA Madara	LAT		5		43:52.7	+3:16.2	20
Cumulative Time		9:18.1 +50.0 17	18:37.6 +1:54.9 20	27:29.2 +2:28.5 19	36:32.0 +2:55.7 19		43:52.7	+3:16.2	20
Loop Time		9:18.1 +50.0 17	9:19.5 +1:13.5 23	8:51.6 +40.5 15	9:02.8 +48.5 24	7:20.7 +31.8 16			
Shooting	1	32.0 +6.0 =16 2	33.0 +4.0 =11 1	25.0 0.0 =1 1	29.0 +7.0 =11		5	1:59.0	+12.0 9
Range Time		1:27.0 +31.6 14	2:00.3 +1:01.0 25	1:23.0 +28.1 13	1:24.6 +33.1 17			6:14.9	+1:56.2 22
Course Time		7:51.1 +24.6 21	7:19.2 +13.9 15	7:28.6 +21.2 18	7:38.2 +36.6 22	7:20.7 +31.8 16		37:37.8	+1:59.0 19
21	26	LEVTCHEKOVA Natalia	MDA		2		44:21.8	+3:45.3	21
Cumulative Time		9:30.3 +1:02.2 19	18:48.2 +2:05.5 22	27:43.5 +2:42.8 21	36:38.8 +3:02.5 20		44:21.8	+3:45.3	21
Loop Time		9:30.3 +1:02.2 19	9:17.9 +1:11.9 22	8:55.3 +44.2 17	8:55.3 +41.0 21	7:43.0 +54.1 26			
Shooting	1	42.0 +16.0 =27 1	39.0 +10.0 25 0	37.0 +12.0 =24 0	34.0 +12.0 =19		2	2:32.0	+45.0 =26
Range Time		1:31.5 +36.1 19	1:36.8 +37.5 20	1:06.1 +11.2 10	1:02.6 +11.1 11			5:17.0	+58.3 10
Course Time		7:58.8 +32.3 29	7:41.1 +35.8 27	7:49.2 +41.8 26	7:52.7 +51.1 27	7:43.0 +54.1 26		39:04.8	+3:26.0 =27
22	30	SUN Ribo	CHN		7		44:29.3	+3:52.8	22
Cumulative Time		9:46.9 +1:18.8 25	19:09.8 +2:27.1 26	28:57.2 +3:56.5 29	37:22.5 +3:46.2 24		44:29.3	+3:52.8	22
Loop Time		9:46.9 +1:18.8 25	9:22.9 +1:16.9 24	9:47.4 +1:36.3 29	8:25.3 +11.0 6	7:06.8 +17.9 4			
Shooting	2	35.0 +9.0 =20 2	38.0 +9.0 =23 3	28.0 +3.0 =7 0	27.0 +5.0 =6		7	2:08.0	+21.0 15
Range Time		1:58.1 +1:02.7 26	2:04.0 +1:04.7 27	2:25.1 +1:30.2 30	53.7 +2.2 2			7:20.9	+3:02.2 28
Course Time		7:48.8 +22.3 18	7:18.9 +13.6 14	7:22.3 +14.9 14	7:31.6 +30.0 17	7:06.8 +17.9 4		37:08.4	+1:29.6 13
23	27	KONG Yingchao	CHN		3		44:45.0	+4:08.5	23
Cumulative Time		10:00.4 +1:32.3 28	19:23.6 +2:40.9 27	28:12.9 +3:12.2 23	37:03.9 +3:27.6 22		44:45.0	+4:08.5	23
Loop Time		10:00.4 +1:32.3 28	9:23.2 +1:17.2 25	8:49.3 +38.2 13	8:51.0 +36.7 18	7:41.1 +52.2 25			
Shooting	2	42.0 +16.0 =27 1	45.0 +16.0 29 0	37.0 +12.0 =24 0	37.0 +15.0 =25		3	2:41.0	+54.0 29
Range Time		2:10.0 +1:14.6 28	1:43.7 +44.4 23	1:07.3 +12.4 11	1:06.1 +14.6 14			6:07.1	+1:48.4 20
Course Time		7:50.4 +23.9 20	7:39.5 +34.2 26	7:42.0 +34.6 24	7:44.9 +43.3 25	7:41.1 +52.2 25		38:37.9	+2:59.1 25
24	18	GUSEVA Natalia	RUS		5		44:55.1	+4:18.6	24
Cumulative Time		9:39.4 +1:11.3 23	19:57.0 +3:14.3 29	28:34.1 +3:33.4 28	37:15.6 +3:39.3 23		44:55.1	+4:18.6	24
Loop Time		9:39.4 +1:11.3 23	10:17.6 +2:11.6 29	8:37.1 +26.0 7	8:41.5 +27.2 12	7:39.5 +50.6 23			
Shooting	2	30.0 +4.0 =5 3	56.0 +27.0 30 0	33.0 +8.0 =18 0	33.0 +11.0 18		5	2:32.0	+45.0 =26
Range Time		1:55.3 +59.9 23	2:59.4 +2:00.1 30	1:05.0 +10.1 9	1:04.4 +12.9 13			7:04.1	+2:45.4 27
Course Time		7:44.1 +17.6 13	7:18.2 +12.9 13	7:32.1 +24.7 20	7:37.1 +35.5 21	7:39.5 +50.6 23		37:51.0	+2:12.2 21


COMPETITION ANALYSIS / ANALYSE DE LA COMPÉTITION

CESANA SAN SICARIO SAT 25 FEB 2006 / SAM 25 FEV 2006 START TIME / DEBUT 12:00 END TIME / FINI A 12:46

Rank	Bib	Name	NOC Code		T													
		Loop 1	Loop 2	Loop 3	Loop 4	Loop 5	Result	Behind	Rk.									
		Time	Time	Time	Time	Time	Behind	Rk.	Rk.									
25	24	BERGER Tora	NOR		3		45:23.2	+4:46.7	25									
Cumulative Time	9:34.3	+1:06.2	20	19:01.4	+2:18.7	25	28:30.4	+3:29.7	27	37:24.1	+3:47.8	25	45:23.2	+4:46.7	25			
Loop Time	9:34.3	+1:06.2	20	9:27.1	+1:21.1	26	9:29.0	+1:17.9	26	8:53.7	+39.4	20	7:59.1	+1:10.2	28			
Shooting	1	30.0	+4.0 =5 1	34.0	+5.0 =15 1	28.0	+3.0 =7 0	22.0	0.0 1				3	1:54.0	+7.0 =4			
Range Time	1:31.0	+35.6	18	1:42.1	+42.8	22	1:29.3	+34.4	17	54.8	+3.3	3		5:37.2	+1:18.5	14		
Course Time	8:03.3	+36.8	30	7:45.0	+39.7	28	7:59.7	+52.3	29	7:58.9	+57.3	29	7:59.1	+1:10.2	28	39:46.0	+4:07.2	29
26	22	BECAERT Sylvie	FRA		6		45:38.4	+5:01.9	26									
Cumulative Time	9:34.7	+1:06.6	21	18:41.3	+1:58.6	21	28:26.5	+3:25.8	25	38:09.2	+4:32.9	28		45:38.4	+5:01.9	26		
Loop Time	9:34.7	+1:06.6	21	9:06.6	+1:00.6	20	9:45.2	+1:34.1	28	9:42.7	+1:28.4	28	7:29.2	+40.3	21			
Shooting	1	53.0	+27.0 30 1	35.0	+6.0 =17 2	40.0	+15.0 29 2	39.0	+17.0 =29				6	2:47.0	+1:00.0 30			
Range Time	1:51.6	+56.2	22	1:35.7	+36.4	19	2:11.2	+1:16.3	28	2:07.8	+1:16.3	29		7:46.3	+3:27.6 29			
Course Time	7:43.1	+16.6	11	7:30.9	+25.6	22	7:34.0	+26.6	22	7:34.9	+33.3	18	7:29.2	+40.3	21	37:52.1	+2:13.3 22	
27	28	PERETTO Delphine	FRA		5		45:39.9	+5:03.4	27									
Cumulative Time	10:26.3	+1:58.2	30	19:25.4	+2:42.7	28	28:13.5	+3:12.8	24	38:00.9	+4:24.6	27		45:39.9	+5:03.4 27			
Loop Time	10:26.3	+1:58.2	30	8:59.1	+53.1 18	8:48.1	+37.0 12	9:47.4	+1:33.1 29	7:39.0	+50.1 22							
Shooting	3	32.0	+6.0 =16 0	36.0	+7.0 =19 0	26.0	+1.0 =3 2	26.0	+4.0 =4				5	2:00.0	+13.0 10			
Range Time	2:35.0	+1:39.6	30	1:08.8	+9.5 13	56.2	+1.3 3	1:57.9	+1:06.4 28					6:37.9	+2:19.2 24			
Course Time	7:51.3	+24.8	22	7:50.3	+45.0 29	7:51.9	+44.5 27	7:49.5	+47.9 26	7:39.0	+50.1 22			39:02.0	+3:23.2 26			
28	17	HOU Yuxia	CHN		10		45:40.1	+5:03.6	28									
Cumulative Time	10:12.7	+1:44.6	29	18:50.5	+2:07.8	23	28:07.4	+3:06.7	22	38:31.6	+4:55.3	30		45:40.1	+5:03.6 28			
Loop Time	10:12.7	+1:44.6	29	8:37.8	+31.8 14	9:16.9	+1:05.8 23	10:24.2	+2:09.9 30	7:08.5	+19.6 6							
Shooting	3	39.0	+13.0 26 1	33.0	+4.0 =11 2	34.0	+9.0 23 4	35.0	+13.0 23				10	2:21.0	+34.0 21			
Range Time	2:28.0	+1:32.6	29	1:26.2	+26.9 15	1:57.8	+1:02.9 24	2:55.1	+2:03.6 30					8:47.1	+4:28.4 30			
Course Time	7:44.7	+18.2	14	7:11.6	+6.3 7	7:19.1	+11.7 12	7:29.1	+27.5 15	7:08.5	+19.6 6			36:53.0	+1:14.2 10			
29	29	GWIZDON Magdalena	POL		5		45:59.5	+5:23.0	29									
Cumulative Time	8:48.8	+20.7	6	18:24.5	+1:41.8	19	28:28.3	+3:27.6	26	38:00.3	+4:24.0	26		45:59.5	+5:23.0 29			
Loop Time	8:48.8	+20.7	6	9:35.7	+1:29.7	28	10:03.8	+1:52.7	30	9:32.0	+1:17.7	27	7:59.2	+1:10.3	29			
Shooting	0	31.0	+5.0 =10 2	37.0	+8.0 22 2	33.0	+8.0 =18 1	31.0	+9.0 16				5	2:12.0	+25.0 17			
Range Time	1:00.4	+5.0 =5	2:07.0	+1:07.7 28	2:11.5	+1:16.6 29	1:35.8	+44.3 26						6:54.7	+2:36.0 26			
Course Time	7:48.4	+21.9	17	7:28.7	+23.4	21	7:52.3	+44.9 28	7:56.2	+54.6 28	7:59.2	+1:10.3 29		39:04.8	+3:26.0 =27			
30	23	PALKA Krystyna	POL		3		46:31.5	+5:55.0	30									
Cumulative Time	9:36.3	+1:08.2	22	19:58.1	+3:15.4	30	29:08.3	+4:07.6	30	38:25.5	+4:49.2	29		46:31.5	+5:55.0 30			
Loop Time	9:36.3	+1:08.2	22	10:21.8	+2:15.8	30	9:10.2	+59.1 20	9:17.2	+1:02.9 26	8:06.0	+1:17.1 30						
Shooting	1	37.0	+11.0 23 2	44.0	+15.0 28 0	32.0	+7.0 17 0	32.0	+10.0 17				3	2:25.0	+38.0 =23			
Range Time	1:38.2	+42.8	21	2:19.0	+1:19.7 29	1:04.2	+9.3 8	1:03.2	+11.7 12					6:04.6	+1:45.9 19			
Course Time	7:58.1	+31.6	28	8:02.8	+57.5 30	8:06.0	+58.6 30	8:14.0	+1:12.4 30	8:06.0	+1:17.1 30			40:26.9	+4:48.1 30			

LEGEND				
=	Sign indicates a tie for rank	Rk.	Rank	T Total penalties


WORLD CUP MASS START SCORE WOMEN
INTERMEDIATE AFTER 3 COMPETITIONS

As of SAT 25 FEB 2006

World Cup Events				
1 Oberhof, Women 12.5 km Mass Start	8 JAN 2006	4 Kontiolahti, Women 12.5 km Mass Start	19 MAR 2006	
2 Antholz-Anterselva, Women 12.5 km Mass Start	22 JAN 2006	5 Oslo Holmenkollen, Women 12.5 km Mass Start	26 MAR 2006	
3 Cesana San Sicario, Women's 12,5 km Mass Start	25 FEB 2006			

Rank	Name	NOC Code	Total	1	2	3	4	5
1	GLAGOW Martina	GER	140	1/50	1/50	4/40		
2	DISL Uschi	GER	123	5/37	3/43	3/43		
3	WILHELM Kati	GER	98	4/40	19/12	2/46		
4	HENKEL Andrea	GER	94	9/28	2/46	13/20		
5	TJORHOM Linda	NOR	92	6/34	4/40	14/18		
6	BAILLY Sandrine	FRA	88	7/32	8/30	10/26		
7	NAZAROVA Olga	BLR	76	15/16	10/26	6/34		
8	LIU Xianying	CHN	74	13/20	12/22	7/32		
9	APEL Katrin	GER	67	3/43	11/24			
10	OLOFSSON Anna Carin	SWE	65	16/15		1/50		
11	POIREE Liv Grete	NOR	65	14/18	6/34	18/13		
12	ZUBRILOVA Olena	BLR	65	12/22	9/28	16/15		
13	PYLEVA Olga	RUS	55	2/46	22/9			
14	DAFOVSKA Ekaterina	BUL	54	11/24		8/30		
15	BAVEREL-ROBERT Florence	FRA	53		15/16	5/37		
15	ZAITSEVA Olga	RUS	53		5/37	15/16		
17	PONZA Michela	ITA	44		13/20	11/24		
18	DENKINGER Simone	GER	43	8/30	18/13			
19	LEVTCHENKOVA Natalia	MDA	42		7/32	21/10		
20	GUSEVA Natalia	RUS	34	22/9	14/18	24/7		
21	BECAERT Sylvie	FRA	33	10/26	29/2	26/5		
22	ISHMOURATOVA Svetlana	RUS	33	20/11		12/22		
23	AKHATOVA Albina	RUS	28			9/28		
24	EFREMOVA Lilia	UKR	24	24/7	28/3	17/14		
25	HOU Yuxia	CHN	24	21/10	20/11	28/3		
26	SOKOLOVA Natalia	BLR	15		16/15			
27	BEER Katja	GER	14	17/14				
27	IVANOVA Ekaterina	BLR	14	DNF	17/14			
29	ANDREASSEN Gunn Margit	NOR	13	18/13				
30	GROS Christelle	FRA	13	28/3	21/10			
31	GREGORIN Teja	SLO	12			19/12		
31	FILIPOVA Pavlina	BUL	12	19/12				
33	LIDUMA Madara	LAT	11			20/11		
34	KOCHER Zina	CAN	11	27/4	24/7			
35	SUN Ribo	CHN	9			22/9		
36	DONG Xue	CHN	9	26/5	27/4			
37	KONG Yingchao	CHN	8			23/8		
37	NIKOULTCHINA Irina	BUL	8	23/8				
37	BOGALIY Anna	RUS	8		23/8			
40	GWIZDON Magdalena	POL	8	25/6	DNF	29/2		
41	BERGER Tora	NOR	6			25/6		
41	HALINAROVA Martina	SVK	6		25/6			
43	PAVKOVCEKOVA Marcela	SVK	5		26/5			
44	PERETTO Delphyne	FRA	4			27/4		
45	BRANKOVIC Tadeja	SLO	2	29/2				
46	PALKA Krystyna	POL	1			30/1		

NOTE

Numbers separated by a slash indicate World Cup rank / points. Number of points awarded for each rank is shown in the table below:

Place	1	2	3	4	5	6	7	8	9	10	11	12	13	14	15	16	17	18	19	20	21	22	23	24	25	26	27	28	29	30
Points	50	46	43	40	37	34	32	30	28	26	24	22	20	18	16	15	14	13	12	11	10	9	8	7	6	5	4	3	2	1

LEGEND

DNF Did not finish



MEN'S WORLD CUP TOTAL SCORES / SCORES TOTAUX DE LA COUPE DU MONDE HOMMES

INTERMEDIATE AFTER 18 COMPETITIONS

As of SAT 25 FEB 2006 / En date du SAM 25 FEV 2006

World Cup Events					
1 Oestersund, Men 10 km Sprint	26 NOV 2005	10 Ruhpolding, Men 10 km Sprint	14 JAN 2006	19 Pokljuka, Men 10 km Sprint	8 MAR 2006
2 Oestersund, Men 12.5 km Pursuit	27 NOV 2005	11 Ruhpolding, Men 12.5 km Pursuit	15 JAN 2006	20 Pokljuka, Men 12.5 km Pursuit	11 MAR 2006
3 Hochfilzen, Men 20 km Individual	8 DEC 2005	12 Antholz-Anterselva, Men 10 km Sprint	19 JAN 2006	21 Kontiolahti, Men 10 km Sprint	16 MAR 2006
4 Hochfilzen, Men 10 km Sprint	10 DEC 2005	13 Antholz-Anterselva, Men 12.5 km Pursuit	20 JAN 2006	22 Kontiolahti, Men 12.5 km Pursuit	18 MAR 2006
5 Brezno-Osrblie, Men 20 km Individual	15 DEC 2005	14 Antholz-Anterselva, Men 15 km Mass Start	22 JAN 2006	23 Kontiolahti, Men 15 km Mass Start	19 MAR 2006
6 Brezno-Osrblie, Men 10 km Sprint	16 DEC 2005	15 Cesana San Sicario, Men's 20 km Individual	11 FEB 2006	24 Oslo Holmenkollen, Men 10 km Sprint	23 MAR 2006
7 Brezno-Osrblie, Men 12.5 km Pursuit	18 DEC 2005	16 Cesana San Sicario, Men's 10 km Sprint	14 FEB 2006	25 Oslo Holmenkollen, Men 12.5 km Pursuit	25 MAR 2006
8 Oberhof, Men 10 km Sprint	7 JAN 2006	17 Cesana San Sicario, Men's 12.5 km Pursuit	18 FEB 2006	26 Oslo Holmenkollen, Men 15 km Mass Start	26 MAR 2006
9 Oberhof, Men 15 km Mass Start	8 JAN 2006	18 Cesana San Sicario, Men's 15 km Mass Start	25 FEB 2006		

Rank	Name	NOC Code	Total	1	2	3	4	5	6	7	8	9	10	11	12	13	14	15	16	17	18	19	20	21	22	23	24	25	26
1	FISCHER Sven	GER	488			=18/13	3/43	1/50	3/43	1/50	10/26	2/46	12/22	11/24	39	13/20	8/30	17/14	1/50	3/43	17/14								
2	POIREE Raphael	FRA	465	2/46	7/32	1/50	18/13	12/22	12/22	8/30	46	3/43	4/40	2/46	17/14	DNS	2/46	20/11	9/28	DNF	12/22								
3	GREIS Michael	GER	459			3/43	27/4	4/40	4/40	4/40	4/40	8/30	3/43	16/15	6/34	DNS		1/50	35	8/30	1/50								
4	BJOERNDALEN Ole Einar	NOR	454	4/40	1/50	2/46	5/37								5/37	5/37	1/50	2/46	12/22	2/46	3/43								
5	HANEVOLD Halvard	NOR	418	5/37	24/7	6/34	40				11/24	1/50	22/9	DNS	4/40	2/46	18/13	3/43	2/46	5/37	7/32								
6	ROESCH Michael	GER	402	23/8	17/14	=18/13	43	3/43	2/46	3/43	6/34	15/16	2/46	1/50	18/13	11/24	10/26	42			10/26								
7	ANDRESEN Frode	NOR	385	48	48	50	1/50				33	19/12	1/50	7/32	1/50	3/43	3/43	15/16	3/43	6/34	19/12								
8	DEFRASNE Vincent	FRA	377	7/32	2/46	17/14	=30/1				1/50	13/20	10/26	8/30	24/7	DNS	4/40	34	5/37	1/50	11/24								
9	WOLF Alexander	GER	356	24/7	22/9	4/40	4/40	9/28	1/50	2/46	2/46	12/22	27/4	DNS			25/6		15/16	19/12	8/30								
10	TCHOUDOV Maxim	RUS	348	21/10	35		=30/1	2/46	8/30	30/1	3/43	4/40			3/43	7/32	7/32	32	10/26	9/28	15/16								
11	TCHEREZOV Ivan	RUS	326	10/26	3/43	40		18/13	22/9	46	7/32	10/26	6/34	10/26			5/37	8/30	6/34	15/16									
12	SIKORA Tomasz	POL	325	9/28	15/16	10/26	7/32	44	16/15	DNS	13/20	22/9	35	24/7	8/30	6/34	9/28	21/10	20/11	18/13	2/46								
13	GROSS Ricco	GER	320			54	54	19/12	20/11	6/34	26/5	7/32	7/32	DNS	2/46	1/50	13/20	11/24	7/32	12/22									
14	TCHERPIKOV Sergei	RUS	317	16/15	23/8	5/37	6/34		41	15/16	9/28	6/34	14/18	3/43				4/40	24/7	DNS	5/37								
15	ECKHOFF Stian	NOR	266	1/50	9/28	15/16	9/28				DNS		13/20	5/37	16/15	DNS	6/34	16/15	17/14	22/9									
16	KRUGLOV Nikolay	RUS	263	8/30	4/40	20/11	12/22	20/11	9/28	7/32	12/22	11/24	=71					22/9	11/24	21/10									
17	BRICIS Ilmars	LAT	258	3/43	8/30	=22/9	=28/3				20/11	5/37	21/10	17/14	13/20	25/6		19/12	13/20	4/40	28/3								
18	ROSTOVTSEV Pavel	RUS	225	11/24	46	11/24	19/12	10/26	31	DNS	5/37	14/18	11/24	4/40	DNS			13/20											
19	SUMANN Christoph	AUT	222	61		25/6	16/15	38	26/5	22/9	88		8/30	15/16	19/12	4/40	17/14		16/15	7/32	9/28								
20	ROBERT Julien	FRA	203	60	10/26	45		31	14/18	26/5	50	27/4	DNS		12/22	8/30	20/11	6/34	19/12	10/26	16/15								
21	SVENDSEN Emil Hegle	NOR	194					68	5/37	21/10	15/16	17/14	5/37	9/28	14/18	DNS				6/34									
22	FERRY Bjorn	SWE	193	17/14	5/37	30/1	24/7	5/37	29/2	10/26	25/6	18/13	39	19/12				28/3	14/18	27/4	18/13								
23	AIDAROV Alexei	BLR	169	=14/18	12/22	27/4	32	11/24	10/26	9/28	17/14	23/8	15/16	22/9	31	32													
24	ROTTMANN Wolfgang	AUT	159	=14/18	21/10	72	45	69	18/13	14/18	38	29/2	16/15	6/34	26/5	16/15	16/15		27/4	21/10									
25	BERGMAN Carl Johan	SWE	150	20/11	13/20	60	22/9	16/15	6/34	5/37			17/14	38				23/8	55	DNS	29/2								
26	ROZHKOV Sergei	RUS	139	6/34	6/34	42	70		50	23/8	36	9/28	=53	50	52	DNS	11/24				20/11								
27	BIRNBACHER Andreas	GER	132	78		71		6/34	11/24	31			73		9/28	14/18													



MEN'S WORLD CUP TOTAL SCORES / SCORES TOTAUX DE LA COUPE DU MONDE HOMMES

INTERMEDIATE AFTER 18 COMPETITIONS

As of SAT 25 FEB 2006 / En date du SAM 25 FEV 2006

Rank	Name	NOC Code	Total	1	2	3	4	5	6	7	8	9	10	11	12	13	14	15	16	17	18	19	20	21	22	23	24	25	26
28	DOSTAL Roman	CZE	132	=53	44	=22/9	11/24	40	7/32	18/13	14/18	20/11	47	46			15/16	30/1	44	31	23/8								
29	SLESINGR Michal	CZE	123	80		14/18	15/16	7/32	40	13/20	=52	21/10	24/7	14/18			29/2	45	57	34									
30	VUILLERMOZ Rene Laurent	ITA	122	58	31	7/32	21/10	15/16	42	33			36	21/10	30/1	14/18	28/3	25/6	41	13/20	25/6								
31	DRATCHEV Vladimir	BLR	115	32	19/12	55	10/26		45	54	8/30	24/7	34	25/6	15/16	17/14	27/4	43	63										
32	NILSSON Mattias Jr.	SWE	104	91		16/15	25/6	47	21/10	20/11	31	28/3	31	42				44	8/30	20/11	14/18								
33	VALIULLIN Rustam	BLR	99	13/20	27/4	26/5	14/18	93	73		37	16/15	57	35	22/9	21/10	22/9	46	25/6	28/3									
34	RYZHENKOV Oleg	BLR	95	66		62	8/30	60	13/20	42	18/13	25/6	42	30/1	21/10	35	19/12		30/1	29/2									
35	ZHANG Chengye	CHN	92	72		43	13/20	57	34	34	16/15		23/8	20/11	42	28/3	12/22	50	18/13	36									
36	HAKKINEN Jay	USA	90			12/22	63	65	71		45		68		25/6	15/16		10/26	80		13/20								
37	PERNER Wolfgang	AUT	87			77		DNS	38	50	35		26/5	27/4	11/24	23/8		60	4/40	25/6									
38	PUURUNEN Paavo	FIN	85	81		=37	55	72	30/1	17/14			74		40	DNF		12/22	47	23/8	4/40								
39	VITEK Zdenek	CZE	82	31	38	44	17/14	53	51	40	40		20/11	41				22/9	11/24	16/15	22/9								
40	MESOTITSCH Daniel	AUT	79	46	33	9/28	62	17/14	27/4	DNF			49	40	7/32	DNF	30/1	59											
41	NOVIKOV Sergei	BLR	75	22/9	28/3	35	80	48	32	12/22	39				34	10/26	23/8	24/7	32	32									
42	PALLHUBER Wilfried	ITA	67	35	45	29/2	34				34		32	23/8	60	DNS		9/28	23/8	17/14	24/7								
43	FOURCADE Simon	FRA	64				50	51	17/14	11/24	49		52	45	23/8	20/11	24/7	31											
44	DE LORENZI Christian	ITA	62	100		56	96	34	43	32			28/3	32	38	30/1		7/32	28/3	14/18	26/5								
45	BERGER Lars	NOR	56			63	2/46				DNS				58	41	21/10												
46	BASHKIROV Sergey	RUS	56	42	11/24	8/30	35	29/2	55	35																			
47	GREDLER Ludwig	AUT	55	84		58	33	67	37	28/3	19/12		37	51	10/26	22/9	26/5	41	54	47									
48	MARIC Janez	SLO	52	30/1	14/18	34	103		65		22/9		=64		20/11	18/13		40	38	39									
49	HALLENBARTER Simon	SUI	48	26/5	40	67	47	8/30	19/12	48	75	30/1	33	44	53	44		77	67										
50	GJELLAND Egil	NOR	48	34	18/13	=37	26/5		15/16	24/7	29/2	26/5	46	DNS															
51	LYSENKO Ruslan	UKR	47	41	50	28/3	56	37	23/8	16/15			69		27/4	27/4		18/13	46	43									
52	DERYZEMLYA Andriy	UKR	46	88		86	87				28/3		9/28	18/13	47	DNS		39	29/2	33									
53	MORAVEC Ondrej	CZE	46	56	26/5	31	23/8				73		18/13	13/20				34	41										
54	MATIASKO Marek	SVK	44	64		75	37	28/3	68				80		46	33		5/37	73		27/4								
55	LESSING Roland	EST	44	12/22	41	74	105						45	53	32	12/22		63	60	53									
56	PINTER Friedrich	AUT	44	65		13/20	39	42	25/6	25/6	DNF		=71		45	24/7		26/5											
57	OS Alexander	NOR	41	29/2	20/11	49	44				32		25/6	12/22															
58	EKHOLM David	SWE	29	57	58	79	=28/3	79	24/7	19/12	41		29/2	26/5				35	39	40									
59	SUGA Kyoji	JPN	27	73		66		23/8			59		56	52	66			14/18	72		30/1								
60	PUMP Carsten	GER	25	27/4	30/1	39	41	13/20			51																		
61	WOLLSCHLAEGER Joern	GER	22								21/10		19/12	43	33	34													
62	RONNING Magne Thorleiv	NOR	21	25/6	16/15			35	36	38			67																
63	AUBERT Alexandre	FRA	20	18/13	36	90	92	94	28/3	27/4	43		38	31	37	43													



MEN'S WORLD CUP TOTAL SCORES / SCORES TOTAUX DE LA COUPE DU MONDE HOMMES

INTERMEDIATE AFTER 18 COMPETITIONS

As of SAT 25 FEB 2006 / En date du SAM 25 FEV 2006

Rank	Name	NOC Code	Total	1	2	3	4	5	6	7	8	9	10	11	12	13	14	15	16	17	18	19	20	21	22	23	24	25	26
64	MYKLAND Anstein	NOR	18					14/18	56	DNF																			
65	CANNARD Ferreol	FRA	17	93		64	46	26/5	69		42		40	33	36	19/12			33	42									
66	HOLUBEC Tomas	CZE	16	28/3	25/6	24/7	85	76	58	49			=53	36				33											
67	SIMMEN Matthias	SUI	15	50	54	93	77	80	90		23/8		55	39	44	39		52	45	24/7									
68	GREBOT Lionel	FRA	13	52	42	32	64	21/10	66		=67		60	49	28/3	31													
69	POKLUKAR Matjaz	SLO	12	19/12	56	53	53	58	86						73			47	65										
70	GRAF Daniel	GER	11	36	32		20/11		44	44																			
71	ZIEMIANIN Wieslaw	POL	11	45	53	80	61	61	47	52			82		35	26/5		53	26/5	30/1									
72	RUDENCHYK Vitaliy	BUL	10	85		100	36	78	61		48							62	21/10	35									
73	SHULMAN Filipp	RUS	10			21/10	=73	70																					
74	ISA Hidenori	JPN	9	74		87	72	22/9	60	55	57		93		50	42		64	40	37									
75	ANDERSEN Haakon	NOR	7					24/7	59	41																			
76	YAROSHENKO Dmitry	RUS	7								24/7				65														
77	HURAJT Pavol	SVK	7	79		81	84	33	49	36			91		71			29/2	31	26/5									
78	BERZINS Janis	LAT	6	70		48	79	25/6	83				=64					37	50	44									
79	BAILEY Lowell	USA	6	40	29/2	70	=73						95		61			27/4	48	50									
80	SASHURIN Vadim	BLR	4			47		27/4	35	39			94																
81	PRYMA Roman	UKR	4				76	86	92		27/4		70		55	38													
82	BILANENKO Olexander	UKR	4	=53	47	46	42	DNS	DNS				30/1	28/3				49	36	DNS									
83	TOBRELUTS Indrek	EST	2	47	39		52		33	37	70		44	29/2				67	42	45									
84	ANTILA Timo	FIN	2	87		91	60				47		=50	47	29/2	40													
85	BOROVIK Dimitri	EST	2			73		46	91		77				51	29/2		71	75										
86	GJEDREM Hans Martin	NOR	2					63	57	29/2																			
87	SYMAN Alexandre	BLR	1	33	37		69	85			30/1		85		DNS			72											
88	DERKACH Vyacheslav	UKR	1	67		59	57	30/1	63				61		41	DNS			74										

NOTE

Numbers separated by a slash indicate World Cup rank / points. Number of points awarded for each rank is shown in the table below:

Place	1	2	3	4	5	6	7	8	9	10	11	12	13	14	15	16	17	18	19	20	21	22	23	24	25	26	27	28	29	30
Points	50	46	43	40	37	34	32	30	28	26	24	22	20	18	16	15	14	13	12	11	10	9	8	7	6	5	4	3	2	1

LEGEND

DNF Did not finish **DNS** Did not start


MEN'S NATIONS CUP SCORES / SCORE DE LA COUPE DES NATIONS HOMMES
INTERMEDIATE AFTER 15 COMPETITIONS

As of TUE 21 FEB 2006 / En date du MAR 21 FEV 2006

World Cup Events		
1 Oestersund, Men 10 km Sprint	26 NOV 2005	10 Ruhpolding, Men 4 x 7.5 km Relay
2 Oestersund, Men 4 x 7.5 km Relay	29 NOV 2005	11 Ruhpolding, Men 10 km Sprint
3 Hochfilzen, Men 20 km Individual	8 DEC 2005	12 Antholz-Anterselva, Men 10 km Sprint
4 Hochfilzen, Men 10 km Sprint	10 DEC 2005	13 Cesana San Sicario, Men's 20 km Individual
5 Hochfilzen, Men 4 x 7.5 km Relay	11 DEC 2005	14 Cesana San Sicario, Men's 10 km Sprint
6 Brezno-Osrblie, Men 20 km Individual	15 DEC 2005	15 Cesana San Sicario, Men's 4x7.5 km Relay
7 Brezno-Osrblie, Men 10 km Sprint	16 DEC 2005	16 Pokijuka, Men 10 km Sprint
8 Oberhof, Men 4 x 7.5 km Relay	4 JAN 2006	17 Kontiolahti, Men 10 km Sprint
9 Oberhof, Men 10 km Sprint	7 JAN 2006	18 Oslo Holmenkollen, Men 10 km Sprint

Rank	NOC	NOC Code	Total	1	2	3	4	5	6	7	8	9	10	11	12	13	14	15	16	17	18
1	Germany	GER	5366	319	270	396	394	450	433	439	450	420	450	421	408	388	398	450			
2	Norway	NOR	5087	427	450	396	433	270	321	348	310	342	390	407	427	405	411	330			
3	Russian Federation	RUS	4996	390	470	391	368	420	385	367	420	412	330	376	288	390	369	420			
4	France	FRA	4666	391	390	363	299	390	337	354	290	327	360	359	344	345	377	390			
5	Belarus	BLR	4322	347	310	305	374	360	311	345	390	357	270	302	335	280	306	220			
6	Austria	AUT	4251	273	270	354	305	290	296	324	330	301	420	350	382	267	359	160			
7	Czech Republic	CZE	3908	281	290	334	354	250	305	303	360	288	290	331	136	308	308	310			
8	Sweden	SWE	3854	299	330	287	322	310	336	351	270	296	310	316		307	340	360			
9	Ukraine	UKR	3690	232	360	278	238	330	285	259	220	272	250	299	278	287	282	290			
10	Italy	ITA	3448	238	230	309	252	210	308	232		166	170	297	269	366	301	270			
11	Latvia	LAT	3072	249	210	271	208	200	266	184		254	190	260	231	268	281	170			
12	Poland	POL	2993	253	190	257	258	180	226	251	170	248	140	177	226	246	281	200			
13	Switzerland	SUI	2815	290	170	144	218	220	283	252	190	234	220	239	242	133	150				
14	Slovakia	SVK	2733	199	250	133	174	190	259	199	230	133	230	135	209	332	250	190			
15	Slovenia	SLO	2728	289	190	238	169	160	174	170	200	231	180	146	236	245	220	230			
16	Estonia	EST	2679	294		139	130	170	234	205	210	202	210	254	213	192	216	180			
17	Japan	JPN	2546	187	160	204	129	110	251	162	180	223	130	147	205	248	240	210			
18	United States of America	USA	2457	173	170	281	192	230	66	60		86	160	158	245	310	246	250			
19	Finland	FIN	2412	150	200	173	219	150	146	214	250	187	200	206	261	122	84				
20	Canada	CAN	2400	184	170	167	213	140	200	171		180	150	165	179	244	237				
21	Bulgaria	BUL	1471	88	130	86	126	120	118	139	160	119	120	93	113	69	110				
22	Great Britain	GBR	1221	80	120	71	63	130	82	99	150	106	110	98	96	74	52				
23	People's Republic of China	CHN	978	93		88	120		74	97		115		108	89	81	113				
24	Kazakhstan	KAZ	922	90		72	94		116	117		73		120	110	57	73				
25	Australia	AUS	514	22		66	17		65	64		29		51	103	48	49				
26	Hungary	HUN	512	27		39	49		52	54		72		48	63	53	55				
27	Greenland	DEN	472	54		48	80		32	32		76		54	96						
28	Bosnia and Herzegovina	BIH	467	21		37	34		55	50		64		32	82	47	45				
29	Romania	ROM	462	36		29	49		56	33		40		39	62	65	53				
30	Greece	GRE	333	47		15	14		42	26		28		35	37	43	46				
31	Belgium	BEL	304			22	23		46	48		56		36	73						
32	Spain	ESP	276			32	36					49		27	35	50	47				
33	Serbia and Montenegro	SCG	267			14	10		31	24		27		22	50	45	44				
34	Argentina	ARG	211				13					32		23	54	46	43				
35	Lithuania	LTU	184			18	24		26	27				16	32		41				
36	Korea	KOR	140			19	22									49	50				
37	Chile	CHI	114												28	44	42				
38	New Zealand	NZL	94	20			9					24		12	29						
39	Republic of Moldova	MDA	86												38		48				

NOTE

Place	1	2	3	4	5	6	7	8	9	10	11	12	13	14	15	16	17	18	19	20	21	22	23	24	25	130
Points I/S	150	146	143	140	137	134	132	130	128	126	124	122	120	118	116	115	114	113	112	111	110	109	108	107	106	1
Points R	450	420	390	360	330	310	290	270	250	230	220	210	200	190	180	170	160	150	140	130	120	110	100	90	80			

LEGEND

I/S Individual/Sprint R Relay



WOMEN'S WORLD CUP TOTAL SCORES SCORES TOTAUX DE LA COUPE DU MONDE FEMMES INTERMEDIATE AFTER 18 COMPETITIONS

As of SAT 25 FEB 2006 / En date du SAM 25 FEV 2006

World Cup Events					
1 Oestersund, Women 7.5 km Sprint	26 NOV 2005	10 Ruhpolding, Women 7.5 km Sprint	13 JAN 2006	19 Pokljuka, Women 7.5 km Sprint	9 MAR 2006
2 Oestersund, Women 10 km Pursuit	27 NOV 2005	11 Ruhpolding, Women 10 km Pursuit	15 JAN 2006	20 Pokljuka, Women 10 km Pursuit	11 MAR 2006
3 Hochfilzen, Women 15 km Individual	7 DEC 2005	12 Antholz-Anterselva, Women 7.5 km Sprint	19 JAN 2006	21 Kontiolahti, Women 7.5 km Sprint	16 MAR 2006
4 Hochfilzen, Women 7.5 km Sprint	9 DEC 2005	13 Antholz-Anterselva, Women 10 km Pursuit	21 JAN 2006	22 Kontiolahti, Women 10 km Pursuit	18 MAR 2006
5 Brezno-Osrblie, Women 15 km Individual	15 DEC 2005	14 Antholz-Anterselva, Women 12.5 km Mass Start	22 JAN 2006	23 Kontiolahti, Women 12.5 km Mass Start	19 MAR 2006
6 Brezno-Osrblie, Women 7.5 km Sprint	17 DEC 2005	15 Cesana San Sicario, Women's 15 km Individual	13 FEB 2006	24 Oslo Holmenkollen, Women 7.5 km Sprint	23 MAR 2006
7 Brezno-Osrblie, Women 10 km Pursuit	18 DEC 2005	16 Cesana San Sicario, Women's 7.5 km Sprint	16 FEB 2006	25 Oslo Holmenkollen, Women 10 km Pursuit	25 MAR 2006
8 Oberhof, Women 7.5 km Sprint	7 JAN 2006	17 Cesana San Sicario, Women's 10 km Pursuit	18 FEB 2006	26 Oslo Holmenkollen, Women 12.5 km Mass Start	26 MAR 2006
9 Oberhof, Women 12.5 km Mass Start	8 JAN 2006	18 Cesana San Sicario, Women's 12.5 km Mass Start	25 FEB 2006		

Rank	Name	NOC Code	Total	1	2	3	4	5	6	7	8	9	10	11	12	13	14	15	16	17	18	19	20	21	22	23	24	25	26		
1	WILHELM Kati	GER	688	20/11	2/46	16/15	1/50	5/37	2/46	2/46	1/50	4/40	2/46	2/46	1/50	1/50	19/12	16/15	7/32	1/50	2/46										
2	DISL Uschi	GER	516	1/50	4/40	17/14	3/43	14/18	8/30	3/43	8/30	5/37			4/40	5/37	3/43	12/22	34	10/26	3/43										
3	GLAGOW Martina	GER	507	9/28	9/28	6/34	12/22				5/37	1/50	6/34	10/26	14/18	6/34	1/50	2/46	17/14	2/46	4/40										
4	OLOFSSON Anna Carin	SWE	505	24/7	8/30	1/50	8/30	8/30	1/50	1/50	2/46	16/15	8/30	5/37				15/16	2/46	14/18	1/50										
5	BAILLY Sandrine	FRA	491	4/40	5/37	4/40	21/10				27/4	7/32	1/50	4/40	2/46	2/46	8/30	6/34	6/34	12/22	10/26										
6	ISHMOURATOVA Svetlana	RUS	466	7/32	6/34		2/46	1/50	4/40	4/40	7/32	20/11	3/43	DNS				1/50	10/26	4/40	12/22										
7	AKHATOVA Albina	RUS	415			21/10	10/26	2/46	40	18/13			5/37	3/43	3/43	3/43		3/43	4/40	3/43	9/28										
8	ZAITSEVA Olga	RUS	409	5/37	1/50	2/46	14/18	13/20	=17/14	9/28			7/32	11/24	7/32	16/15	5/37		9/28	19/12	15/16										
9	POIREE Liv Grete	NOR	377	40	20/11	23/8	5/37				15/16	14/18	4/40	1/50	10/26	4/40	6/34	9/28	12/22	6/34	18/13										
10	HENKEL Andrea	GER	368	14/18	3/43	19/12	6/34	36	67		9/28	9/28	14/18	16/15	6/34	7/32	2/46	4/40			13/20										
11	APEL Katrin	GER	349	3/43	15/16	44	11/24	11/24	10/26	11/24	35	3/43	=17/14	7/32	15/16	8/30	11/24	22/9	11/24												
12	NAZAROVA Olga	BLR	325	46	58	25/6	30/1	7/32	7/32	7/32	14/18	15/16	43	DNS	12/22	19/12	10/26	7/32	8/30	7/32	6/34										
13	TJORHOM Linda	NOR	310	10/26	7/32		27/4				3/43	6/34	13/20	DNS	5/37	9/28	4/40	50	19/12	15/16	14/18										
14	ZUBRILOVA Olena	BLR	291	12/22	14/18	11/24	7/32	16/15	16/15	13/20	55	12/22	30/1	26/5	29/2	20/11	9/28	14/18	5/37	25/6	16/15										
15	LIU Xianying	CHN	275	26/5	38	14/18	33	34	15/16	10/26	12/22	13/20	11/24	8/30	31	36	12/22	23/8	11/24	9/28	7/32										
16	BAVEREL-ROBERT Florence	FRA	270	49	37	33	26/5	3/43	12/22	22/9	DNS	12/22	22/9	21/10	12/22	15/16	26/5	1/50	13/20	5/37											
17	DENKINGER Simone	GER	252	18/13	30/1	20/11	4/40	6/34	35	LAP	6/34	8/30	34	13/20	8/30	10/26	18/13														
18	HOU Yuxia	CHN	233	48	42	5/37	31	67	6/34	8/30	17/14	21/10	9/28	12/22	9/28	15/16	20/11	58	54	DNS	28/3										
19	PYLEVA Olga	RUS	211	61		10/26	15/16	9/28	13/20	12/22	4/40	2/46			27/4	32	22/9	DSQ													
20	GUSEVA Natalia	RUS	209	19/12	28/3	3/43	46	85	=23/8	6/34		22/9	10/26	6/34	22/9	25/6	14/18				24/7										
21	EFREMOVA Lilia	UKR	195	34	26/5	43	45	18/13	3/43	5/37	64	24/7	78		55	DNS	28/3	36	3/43	8/30	17/14										
22	PONZA Michela	ITA	195	13/20	17/14	70	24/7	40	36	36			22/9	15/16	35	17/14	13/20	17/14	13/20	5/37	11/24										
23	DAFOVSKA Ekaterina	BUL	163	17/14	10/26	38	DNS				10/26	11/24	15/16	DNS				11/24	33	28/3	8/30										
24	GREGORIN Teja	SLO	157	39	21/10	30/1	16/15	10/26	43	37			54	28/3	11/24	13/20		18/13	=14/18	16/15	19/12										
25	BOGALIY Anna	RUS	147	6/34	11/24	9/28	58	39	70				19/12	9/28	18/13	43	23/8	35													
26	BECAERT Sylvie	FRA	132			29/2	38	41	14/18	28/3	11/24	10/26	40	17/14	13/20	21/10	29/2	24/7	30/1	34	26/5										
27	LEVTCHENKOVA Natalia	MDA	131	53	36	DNF	57	55	29/2	16/15	25/6		24/7	14/18	=33	28/3	7/32	8/30	41	23/8	21/10										



WOMEN'S WORLD CUP TOTAL SCORES
SCORES TOTAUX DE LA COUPE DU MONDE FEMMES
INTERMEDIATE AFTER 18 COMPETITIONS

As of SAT 25 FEB 2006 / En date du SAM 25 FEV 2006

Rank	Name	NOC Code	Total	1	2	3	4	5	6	7	8	9	10	11	12	13	14	15	16	17	18	19	20	21	22	23	24	25	26
28	GWIZDON Magdalena	POL	114	8/30	13/20	46	69	35	26/5	29/2	22/9	25/6	=17/14	32	26/5	31	DNF	33	20/11	21/10	29/2								
29	BRANKOVIC Tadeja	SLO	111	2/46	12/22	=83	41	19/12	20/11	26/5	46	29/2	35	18/13				39	31	31									
30	KOCHER Zina	CAN	103	23/8	31	74	13/20	74	5/37	30/1	39	27/4	21/10	19/12	57	DNF	24/7	27/4	62										
31	BEER Katja	GER	99	11/24	18/13	13/20	18/13	31	34	17/14	53	17/14	33	30/1															
32	FILIPOVA Pavlina	BUL	94	54	29/2	62	47	4/40	9/28	19/12	DNF	19/12	32	DNS				43	46	32									
33	NIKOULTCHINA Irina	BUL	94	68		61	22/9	25/6	=17/14	14/18	13/20	23/8	16/15	DNS				28/3	36	30/1									
34	GROS Christelle	FRA	93	33	22/9	22/9	60	12/22	21/10	20/11	28/3	28/3	45	24/7	=47	22/9	21/10												
35	IVANOVA Ekaterina	BLR	91	43	16/15	57	9/28	DNF	22/9	15/16	42	DNF	39	35	36	24/7	17/14	44	37	29/2									
36	BERGER Tora	NOR	83	32	60	32	17/14							45				37	20/11	20/11	DNS			13/20	23/8	18/13	25/6		
37	SUN Ribo	CHN	61	25/6	51	35	43	46	56	39	18/13		31	34	17/14	DNS				21/10	22/9	22/9							
38	PALKA Krystyna	POL	57	69		73		26/5	76			50		47	38	28/3	26/5			5/37	25/6	37	30/1						
39	LIDUMA Madara	LAT	57	41	55	98	81	37	49	25/6	43		67							10/26	28/3	20/11	20/11						
40	KONG Yingchao	CHN	57	50	47	34	36	28/3	30/1	49	21/10		68			39	23/8			25/6	24/7	17/14	23/8						
41	KHVOSTENKO Oksana	UKR	51	35	46	36	56	17/14	11/24	33			29/2	36	32	47				20/11	49	LAP							
42	PERETTO Delphyne	FRA	50	29/2	34	27/4	78	70	73			16/15		44	DNS	37	29/2			40	=14/18	26/5	27/4						
43	ANDREASSEN Gunn Margit	NOR	50	22/9	19/12	18/13	35					38	18/13	28/3	DNS					60									
44	SOKOLOVA Natalia	BLR	49	65		31	34	30/1	38	44	34			56	DNS	16/15	14/18	16/15											
45	HALINAROVA Martina	SVK	47	47	49	12/22	44	44	77				27/4	31	45	33	25/6	34	16/15	LAP									
46	PAVKOVCEKOVA Marcela	SVK	46	63		8/30	32	62	60	31				46	45	43	51	26/5	22/9	29/2	LAP								
47	NEUNER Magdalena	GER	46											41	21/10	19/12	11/24												
48	DONG Xue	CHN	43	21/10	40	94	53	23/8	46	46	19/12	26/5	48	27/4	=33	40	27/4												
49	GRUDICEK Dijana	SLO	37	15/16	44	40	73	60	57	42				58	40	24/7	18/13			30/1	55	LAP							
50	MALI Andreja	SLO	36	27/4	32	48	20/11	50	27/4	32	24/7		DNS							21/10	59	LAP							
51	VEJNAROVA Zdenka	CZE	32	55	50	7/32	49	43	33	52	47			62		41	38			53	43	35							
52	LEBEDEVA Anna	KAZ	32	71		=83	23/8	66	32	21/10	51		25/6	23/8	71					49	52	LAP							
53	MALGINA Irina	RUS	26	16/15	23/8	76	28/3	88	42	53																			
54	EIKELAND Liv Kjersti	NOR	25	28/3	25/6	=68	48	15/16	69		DNS			69															
55	FLATLAND Ann Kristin	NOR	23	59	57	=68	59	24/7	83		20/11					30/1	27/4												
56	JONSSON Helena	SWE	23			41	25/6	21/10	39	24/7				DNS															
57	JACQUIN Pauline	FRA	20				47	25/6	41	70				36	25/6	23/8	46												
58	RASIMOVICIUTE Diana	LTU	17			99	DNS							DNS		DNS				66	18/13	27/4							
59	BONNEVIE-SVENDSEN Julie	NOR	16			15/16								60	DNS														
60	HOLUBCOVA Katerina	CZE	16	56	53	52	82	22/9	45	45				55	39	49	DNF			45	39	24/7							
61	MEGURO Kanae	JPN	16	51	45	56	76	82	54	23/8	29/2			66		25/6	48			37	64								
62	MAKARAINEN Kaisa	FIN	16	94			29/2	27/4	58	51	44			23/8	29/2	53	DNS												
63	SANTER Saskia	ITA	12	57	59	42	19/12	57	31	34						40	34			51	57	LAP							



**WOMEN'S WORLD CUP TOTAL SCORES
SCORES TOTAUX DE LA COUPE DU MONDE FEMMES
INTERMEDIATE AFTER 18 COMPETITIONS**

As of SAT 25 FEB 2006 / En date du SAM 25 FEV 2006

Rank	Name	NOC Code	Total	1	2	3	4	5	6	7	8	9	10	11	12	13	14	15	16	17	18	19	20	21	22	23	24	25	26
64	REZLEROVA Magda	CZE	12	85		60	39	51	19/12	55	33		53	48				61	61										
65	TOFALVI Eva	ROM	12	76		96	75	56	88				63		61			19/12	70										
66	POPOVA Radka	BUL	11	89		90	52	33	48	47	49		20/11	DNS					58	LAP									
67	KETTUNEN Outi	FIN	11	60	52	47	64	20/11	80		DNS		DNS		72														
68	ZIKOUNKOVA Ksenia	BLR	8	66		64	70	54	=23/8	40	40		65		76			76											
69	SOROKINA Anna	RUS	8												23/8														
70	ISTAD-KRISTIANSEN Gro Mari	NOR	8	30/1	24/7	39	61						52						40	40									
71	KOBLAR Andreja	SLO	8	52	54	28/3	54	69	50	54	26/5		49	33															
72	ALBERT Martine	CAN	7			24/7	80	42	65		74				63			65	73										
73	TANANAICO Irina	UKR	6			54		29/2	37	27/4	41		71		52	DNS													
74	SANTER Nathalie	ITA	5	62		55	50				32		50	44	38	42		52	26/5	38									
75	KEITH Sandra	CAN	5	72		26/5	89				61		89		67			42	66										
76	DOMEIJ Sofia	SWE	5	96		59	87	68	59	57			26/5	46															
77	CESNEKOVA Irena	CZE	4	45	27/4	66	63	71	90		68		87					67											
78	MIHOKOVA Sona	SVK	4	78			84						74		56	DNS		47	27/4	LAP									
79	GRZYWA Magdalena	POL	3	80		72	65	73	28/3	50			80		51	44		71											
80	PETROVA Olena	UKR	2	36	56	50	77								64			29/2	44	DNS									
81	YIN Qiao	CHN	1	42	33	71	72	89	74		36		52	41	46	30/1		31											
82	ANISIMOVA Olga	RUS	1										30/1																

NOTE

Numbers separated by a slash indicate World Cup rank / points. Number of points awarded for each rank is shown in the table below:

Place	1	2	3	4	5	6	7	8	9	10	11	12	13	14	15	16	17	18	19	20	21	22	23	24	25	26	27	28	29	30
Points	50	46	43	40	37	34	32	30	28	26	24	22	20	18	16	15	14	13	12	11	10	9	8	7	6	5	4	3	2	1

LEGEND
DNF Did not finish **DNS** Did not start **DSQ** Disqualified **LAP** Lapped



WOMEN'S NATIONS CUP SCORES / SCORE DE LA COUPE DES NATIONS FEMMES

INTERMEDIATE AFTER 15 COMPETITIONS

As of THU 23 FEB 2006 / En date du JEU 23 FEV 2006

World Cup Events			
1	Oestersund, Women 7.5 km Sprint	26 NOV 2005	10 Ruhpolding, Women 4 x 6 km Relay
2	Oestersund, Women 4 x 6 km Relay	29 NOV 2005	11 Ruhpolding, Women 7.5 km Sprint
3	Hochfilzen, Women 15 km Individual	7 DEC 2005	12 Antholz-Anterselva, Women 7.5 km Sprint
4	Hochfilzen, Women 7.5 km Sprint	9 DEC 2005	13 Cesana San Sicario, Women's 15 km Individual
5	Hochfilzen, Women 4 x 6 km Relay	10 DEC 2005	14 Cesana San Sicario, Women's 7.5 km Sprint
6	Brezno-Osrblie, Women 15 km Individual	15 DEC 2005	15 Cesana San Sicario, Women's 4x6 km Relay
7	Brezno-Osrblie, Women 7.5 km Sprint	17 DEC 2005	16 Pokljuka, Women 7.5 km Sprint
8	Oberhof, Women 4 x 6 km Relay	5 JAN 2006	17 Kontiolahti, Women 7.5 km Sprint
9	Oberhof, Women 7.5 km Sprint	7 JAN 2006	18 Oslo Holmenkollen, Women 7.5 km Sprint
			11 JAN 2006
			13 JAN 2006
			19 JAN 2006
			13 FEB 2006
			16 FEB 2006
			23 FEB 2006
			9 MAR 2006
			16 MAR 2006
			23 MAR 2006

Rank	NOC	NOC Code	Total	1	2	3	4	5	6	7	8	9	10	11	12	13	14	15	16	17	18
1	Russian Federation	RUS	5291	403	370	417	390	420	424	374	360	380	450	412	388	389	394	450			
2	Germany	GER	5286	421	370	369	433	390	395	402	420	421	420	398	424	408	355	420			
3	France	FRA	4800	340	420	353	308	270	355	350	450	343	360	367	376	346	402	390			
4	Norway	NOR	4538	338	450	337	355	450	301	199	310	370	370	363	374	329	342	330			
5	Belarus	BLR	4394	295	330	330	361	310	348	356	390	306	270	281	339	337	361	360			
6	People's Republic of China	CHN	4233	321	270	352	293	290	308	351	330	349	290	352	342	314	341	250			
7	Slovenia	SLO	4185	366	360	295	316	360	319	305	270	297	390	255	304	324	294	310			
8	Bulgaria	BUL	3600	254	290	232	272		344	325	290	328	330	342		315	278	270			
9	Ukraine	UKR	3552	288	230	264	215	270	329	361	220	229	250	242	254	308	312	220			
10	Slovakia	SVK	3396	206	270	346	280	330	262	212		214	210	246	249	290	321	230			
11	Poland	POL	3284	250	220	202	192	210	259	268	200	254	200	249	288	310	292	290			
12	Czech Republic	CZE	3240	249	250	282	265	200	277	296	210	245	190	223	230	234	279	200			
13	Italy	ITA	3030	263	210	238	300	170	165	195		99	220	260	280	287	303	210			
14	Canada	CAN	2870	206	170	269	213	220	216	268	230	219	160	202	206	259	192	160			
15	Japan	JPN	2635	228	170	188	158	190	170	190	190	223	180	195	241	269	213	170			
16	Sweden	SWE	2491	209	180	312	280	250	303	314		146		235		116	146				
17	Romania	ROM	2426	144	160	153	163	160	206	192	180	186	170	174	204	234	230	190			
18	Finland	FIN	2284	164	190	224	214	180	314	193	250	208	230	160	137						
19	Latvia	LAT	2262	153	140	114	132		210	171	170	225	150	163	114	277	233	150			
20	United States of America	USA	1893	122	170	138	181	150	68	53			140	201	215	233	212	180			
21	Kazakhstan	KAZ	1341	90		130	188	140	98	145		136		141	112	82	79				
22	Republic of Moldova	MDA	1285	107		31	108		117	146		151		144	148	130	203				
23	Estonia	EST	792	138		85	65		55	110				67	130	58	84				
24	Great Britain	GBR	663	57		69	71		34	74		110		75	56	53	64				
25	Croatia	CRO	615			56	65		74	69		89		65	93	52	52				
26	Bosnia and Herzegovina	BIH	569	48		24	49		77	66		44		60	91	57	53				
27	Lithuania	LTU	420			62	27		36	37				34	46	65	113				
28	Hungary	HUN	235	24		23	26			32				30		51	49				
29	Greenland	DEN	121	28		26	29		38												
30	Chile	CHI	98													50	48				
31	Switzerland	SUI	45	45																	

NOTE

Place	1	2	3	4	5	6	7	8	9	10	11	12	13	14	15	16	17	18	19	20	21	22	23	24	25	130
Points I/S	150	146	143	140	137	134	132	130	128	126	124	122	120	118	116	115	114	113	112	111	110	109	108	107	106	1
Points R	450	420	390	360	330	310	290	270	250	230	220	210	200	190	180	170	160	150	140	130	120	110	100	90	80			

LEGEND

I/S Individual/Sprint R Relay

Copyright, © 2009, LA84 Foundation of Los Angeles

Notes on the digitized version of the Official Report of the XX Olympic Winter Games Torino 2006 – Sports Results.

The sport results of the XX Olympic Winter Games Torino 2006 were generated from the CD-ROM Results Book XX Olympic Winter Games Torino 2006.

The sport results of the XX Olympic Winter Games Torino 2006 was digitized by the LA84 Foundation with the permission of the Comitato per l'Organizzazione dei XX Giochi Olimpici Invernali Torino 2006 (Organising Committee for the XX Olympic Winter Games Torino 2006) and the International Olympic Committee. The Comitato per l'Organizzazione dei XX Giochi Olimpici Invernali Torino 2006 is the copyright owner of the sport results.

Sports results for the bobsleigh, luge and skeleton were reprinted and scanned into PDF files from the original CD-ROM Results Book XX Olympic Winter Games Torino 2006.

Selecting a topic heading will take you to the corresponding section in the document.

Profile of the digital version:

File name: Biathlon.pdf

File size: 860 KB

Format: Portable Document Format (PDF) 1.4 (Adobe Acrobat 5.0)

Source document: Official Report of the XX Olympic Winter Games Torino 2006, CD-ROM Results Book.

Creation Platform: Windows XP

Creation Date: March 2009

Conversion Software: Adobe Acrobat

Image Resolution: unknown

Digital Fonts: unknown